

DATA SHEET

INDUCTOR

Power Inductors

BPRR Series

RoHS compliant & Halogen Free



SMD Shielded Power Inductors – BPRR Series

BPRR Series



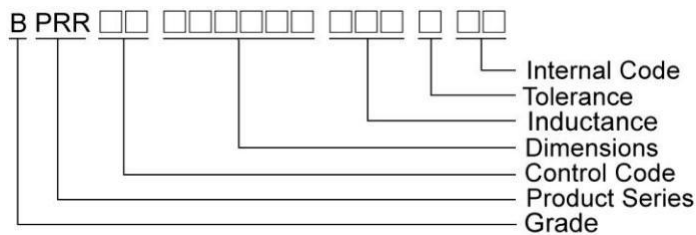
Features

- RoHS, Halogen Free and REACH Compliance
- Magnetic shielded
- Various package size and wide inductance range

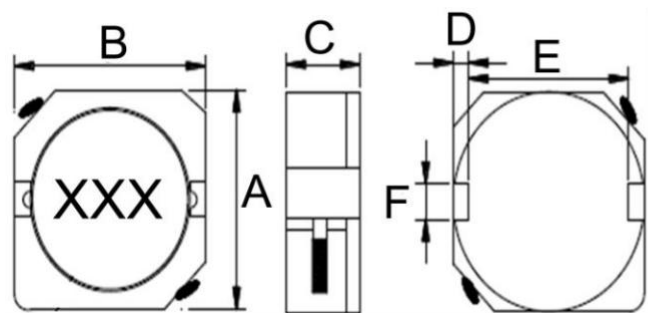
Applications

- AP Routers
- STBs
- LCD TVs and monitors
- Game consoles
- LED lightings
- DC/DC converters

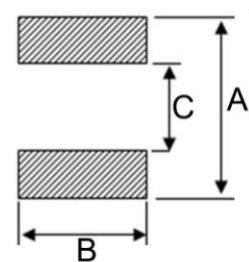
Product Identification



Shape and Dimensions



Recommended Pattern



Dimensions in mm

TYPE	Shape and Dimensions						Recommended Pattern		
	A	B	C	D	E	F	A	B	C
BPRR00101031	10±0.5	10.1±0.5	3.1Max	1.2	7.7	3	10.7	3.2	7.3
BPRR00101041	10±0.5	10.1±0.5	4.1Max	1.2	7.7	3	10.7	3.2	7.3
BPRR00101051	10±0.5	10.1±0.5	5.1Max	1.2	7.7	3	10.7	3.2	7.3

SMD Shielded Power Inductors – BPRR Series**Standard Specifications**

Part Number	Inductance (uH)	Tolerance (±%)	Test Frequency (kHz)	RDC (Ω)Max	Isat (A)Max	Irms (A)Typ	Marking
BPRR00101031R82□00	0.82	30	100	0.0090	9.5	7.0	R82
BPRR001010311R0□00	1.0	30	100	0.0110	8.0	5.8	1R0
BPRR001010311R5□00	1.5	30	100	0.0110	8.0	5.8	1R5
BPRR001010312R2□00	2.2	30	100	0.0169	6.7	5.1	2R2
BPRR001010313R3□00	3.3	30	100	0.021	5.56	4.7	3R3
BPRR001010313R6□00	3.6	30	100	0.021	5.56	4.7	3R6
BPRR001010314R7□00	4.7	20,30	100	0.030	4.65	4.0	4R7
BPRR001010315R6□00	5.6	20,30	100	0.033	4.30	3.8	5R6
BPRR001010316R8□00	6.8	20,30	100	0.035	3.84	3.6	6R8
BPRR001010318R2□00	8.2	30	100	0.050	3.54	3.0	8R2
BPRR00101031100□00	10	20,30	100	0.059	3.18	2.8	100
BPRR00101031150□00	15	20,30	100	0.091	2.60	2.05	150
BPRR00101031220□00	22	20,30	100	0.143	2.16	1.60	220
BPRR00101031270□00	27	20,30	100	0.180	1.80	1.40	270
BPRR00101031330□00	33	20,30	100	0.202	1.74	1.35	330
BPRR00101031390□00	39	20,30	100	0.250	1.60	1.30	390
BPRR00101031470□00	47	20,30	100	0.299	1.43	1.20	470
BPRR00101031560□00	56	20,30	100	0.325	1.36	1.15	560
BPRR00101031680□00	68	20,30	100	0.429	1.22	0.95	680
BPRR00101031820□00	82	20,30	100	0.494	1.14	0.80	820
BPRR00101031101□00	100	10,20	100	0.683	1.02	0.70	101
BPRR00101031121□00	120	10,20	100	0.754	0.89	0.65	121
BPRR00101031151□00	150	10,20	100	0.871	0.84	0.51	151
BPRR00101031221□00	220	10,20	100	1.20	0.49	0.50	221

Note: When ordering, please specify tolerance code. Tolerance: K=±10% , M=±20% , T=±30%

- Operating temperature range - 40°C ~ 125°C(Including self - temperature rise)
- Isat for Inductance drop 35% from its value without current
- I rms for a 40°C temperature rise from 25°C ambient with current
- Rated DC Current : The less value which is Isat or I rms

SMD Shielded Power Inductors – BPRR Series

Standard Specifications

Part Number	Inductance (μ H)	Tolerance ($\pm\%$)	Test Frequency (kHz)	RDC (Ω)Max	Isat (A)Max	Irms (A)Typ	Marking
BPRR00101031150□A0	15	20,30	100	0.089	3.4	2.2	150
BPRR00101031330□A0	33	20,30	100	0.18	2.7	1.3	330
BPRR00101031470□A0	47	20,30	100	0.24	2.0	1.0	470

Note: When ordering, please specify tolerance code. Tolerance: M= \pm 20% , T= \pm 30%

- Operating temperature range - 40°C ~ 125°C(Including self - temperature rise)
- Isat for Inductance drop 30% from its value without current
- I rms for a 40°C temperature rise from 25°C ambient with current
- Rated DC Current : The less value which is Isat or I rms

SMD Shielded Power Inductors – BPRR Series

Standard Specifications

Part Number	Inductance (uH)	Tolerance (±%)	Test Frequency (kHz)	RDC (Ω)Max	Isat (A)Max	Irms (A)Typ	Marking
BPRR001010411R0□00	1.0	30	100	0.0065	10.5	6.8	1R0
BPRR001010411R5□00	1.5	30	100	0.0081	10.0	6.5	1R5
BPRR001010412R2□00	2.2	20,30	100	0.0105	7.5	6.1	2R2
BPRR001010412R5□00	2.5	20,30	100	0.0105	7.5	6.1	2R5
BPRR001010413R3□00	3.3	20,30	100	0.013	6.0	5.5	3R3
BPRR001010413R8□00	3.8	20,30	100	0.013	6.0	5.5	3R8
BPRR001010413R9□00	3.9	20,30	100	0.013	6.0	5.5	3R9
BPRR001010414R4□00	4.4	30	100	0.022	5.8	5.4	4R4
BPRR001010414R7□00	4.7	20,30	100	0.022	5.8	5.4	4R7
BPRR001010415R2□00	5.2	20,30	100	0.022	5.5	5.4	5R2
BPRR001010416R2□00	6.2	30	100	0.027	5.0	4.5	6R2
BPRR001010416R8□00	6.8	20,30	100	0.027	4.8	4.5	6R8
BPRR001010417R0□00	7.0	20,30	100	0.027	4.8	4.5	7R0
BPRR001010418R2□00	8.2	20,30	100	0.030	4.5	4.2	8R2
BPRR00101041100□00	10	20,30	100	0.035	4.4	3.8	100
BPRR00101041110□00	11	20,30	100	0.040	4.0	3.6	110
BPRR00101041120□00	12	20,30	100	0.046	3.7	3.4	120
BPRR00101041150□00	15	20,30	100	0.050	3.6	3.1	150
BPRR00101041180□00	18	20,30	100	0.069	3.1	2.6	180
BPRR00101041220□00	22	20,30	100	0.073	2.9	2.5	220
BPRR00101041270□00	27	20,30	100	0.088	2.6	2.3	270
BPRR00101041330□00	33	20,30	100	0.093	2.3	2.2	330
BPRR00101041390□00	39	20,30	100	0.127	2.2	2.0	390
BPRR00101041470□00	47	20,30	100	0.128	2.1	1.9	470
BPRR00101041560□00	56	20,30	100	0.188	1.65	1.5	560
BPRR00101041680□00	68	20,30	100	0.213	1.50	1.42	680
BPRR00101041820□00	82	20,30	100	0.283	1.45	1.30	820
BPRR00101041101□00	100	10,20	100	0.304	1.35	1.25	101
BPRR00101041121□00	120	10,20	100	0.375	1.20	1.08	121
BPRR00101041151□00	150	10,20	100	0.506	1.15	0.85	151
BPRR00101041181□00	180	10,20	100	0.568	1.00	0.75	181
BPRR00101041221□00	220	10,20	100	0.756	0.92	0.70	221
BPRR00101041271□00	270	10,20	100	0.853	0.84	0.55	271
BPRR00101041331□00	330	10,20	100	1.09	0.70	0.52	331
BPRR00101041471□00	470	10,20	100	1.49	0.55	0.48	471

Note: When ordering, please specify tolerance code. Tolerance: K=±10% , M=±20% , T=±30%

- Operating temperature range - 40°C ~ 125°C(Including self - temperature rise)
- Isat for Inductance drop 35% from its value without current
- I rms for a 40°C temperature rise from 25°C ambient with current
- Rated DC Current : The less value which is Isat or I rms

SMD Shielded Power Inductors – BPRR Series**Standard Specifications**

Part Number	Inductance (μ H)	Tolerance (\pm %)	Test Frequency (kHz)	RDC (Ω)Max	Isat (A)Max	Irms (A)Typ	Marking
BPRR001010411R0□A0	1.0	30	100	0.0055	12	8.8	1R0
BPRR001010411R2□A0	1.2	30	100	0.0055	12	8.8	1R2
BPRR001010411R5□A0	1.5	30	100	0.0066	11	8.4	1R5
BPRR001010411R8□A0	1.8	30	100	0.0072	10.4	8.2	1R8
BPRR001010412R0□A0	2.0	30	100	0.0072	10.4	8.2	2R0
BPRR001010412R2□A0	2.2	20,30	100	0.0072	10.4	8.2	2R2
BPRR001010413R3□A0	3.3	30	100	0.0103	8.0	7.2	3R3
BPRR001010414R7□A0	4.7	30	100	0.0120	5.7	6.5	4R7
BPRR001010415R6□A0	5.6	20,30	100	0.0192	5.5	5.4	5R6
BPRR001010416R8□A0	6.8	20,30	100	0.0204	4.8	5.1	6R8
BPRR00101041100□A0	10	20,30	100	0.0288	4.30	4.3	100
BPRR00101041150□A0	15	20,30	100	0.0445	4.15	3.5	150
BPRR00101041220□A0	22	20,30	100	0.0663	4.0	2.8	220
BPRR00101041330□A0	33	20,30	100	0.101	3.5	2.3	330
BPRR00101041390□A0	39	20,30	100	0.14	3.2	2.1	390
BPRR00101041470□A0	47	20,30	100	0.17	2.8	2.0	470
BPRR00101041560□A0	56	20,30	100	0.20	2.3	1.9	560
BPRR00101041680□A0	68	20	100	0.24	2.1	1.8	680
BPRR00101041101□A0	100	20	100	0.28	1.7	1.7	101
BPRR00101041121□A0	120	20	100	0.33	1.6	1.5	121
BPRR00101041151□A0	150	20	100	0.40	1.4	1.4	151
BPRR00101041331□A0	330	20	100	1.10	0.9	0.7	331

Note: When ordering, please specify tolerance code. Tolerance: M= \pm 20% , T= \pm 30%

- Operating temperature range - 40°C ~ 125°C(Including self - temperature rise)
- Isat for Inductance drop 30% from its value without current
- I rms for a 40°C temperature rise from 25°C ambient with current
- Rated DC Current : The less value which is Isat or I rms

SMD Shielded Power Inductors – BPRR Series

Standard Specifications

Part Number	Inductance (uH)	Tolerance (±%)	Test Frequency (kHz)	RDC (Ω)Max	Isat (A)Max	Irms (A)Typ	Marking
BPRR001010511R2□00	1.2	30	100	0.0058	10.5	8.3	1R2
BPRR001010511R5□00	1.5	30	100	0.0058	10.5	8.3	1R5
BPRR001010511R8□00	1.8	30	100	0.0072	9.25	7.5	1R8
BPRR001010512R2□00	2.2	20,30	100	0.0072	9.25	7.5	2R2
BPRR001010513R3□00	3.3	30	100	0.0104	7.8	6.5	3R3
BPRR001010514R7□00	4.7	20,30	100	0.0123	6.4	6.1	4R7
BPRR001010516R8□00	6.8	20,30	100	0.018	5.4	5.4	6R8
BPRR001010518R2□00	8.2	20,30	100	0.020	4.85	5.0	8R2
BPRR00101051100□00	10	20,30	100	0.026	4.45	4.5	100
BPRR00101051120□00	12	20,30	100	0.033	4.0	3.8	120
BPRR00101051150□00	15	20,30	100	0.041	3.6	3.4	150
BPRR00101051180□00	18	20,30	100	0.046	3.2	3.1	180
BPRR00101051220□00	22	20,30	100	0.061	2.95	2.9	220
BPRR00101051270□00	27	20,30	100	0.069	2.7	2.6	270
BPRR00101051330□00	33	20,30	100	0.084	2.4	2.5	330
BPRR00101051390□00	39	20,30	100	0.106	2.3	2.25	390
BPRR00101051470□00	47	20,30	100	0.130	2.0	2.0	470
BPRR00101051560□00	56	20,30	100	0.149	1.9	1.9	560
BPRR00101051680□00	68	20,30	100	0.201	1.65	1.6	680
BPRR00101051820□00	82	20,30	100	0.227	1.5	1.45	820
BPRR00101051101□00	100	10,20	100	0.253	1.35	1.35	101
BPRR00101051121□00	120	10,20	100	0.303	1.28	1.18	121
BPRR00101051151□00	150	10,20,30	100	0.370	1.12	1.10	151
BPRR00101051181□00	180	10,20	100	0.419	1.04	1.00	181
BPRR00101051221□00	220	10,20	100	0.500	0.94	0.94	221
BPRR00101051271□00	270	10,20	100	0.672	0.84	0.80	271
BPRR00101051331□00	330	10,20	100	0.812	0.75	0.73	331
BPRR00101051391□00	390	10,20	100	0.953	0.70	0.70	391
BPRR00101051471□00	470	10,20	100	1.289	0.60	0.54	471
BPRR00101051561□00	560	10,20	100	1.430	0.54	0.52	561
BPRR00101051681□00	680	10,20	100	1.599	0.52	0.51	681
BPRR00101051821□00	820	10,20	100	1.768	0.50	0.48	821
BPRR00101051102□00	1000	10,20	100	1.989	0.48	0.42	102

Note: When ordering, please specify tolerance code. Tolerance: K=±10% , M=±20% , T=±30%

- Operating temperature range - 40°C ~ 125°C(Including self - temperature rise)
- Isat for Inductance drop 35% from its value without current
- I rms for a 40°C temperature rise from 25°C ambient with current
- Rated DC Current : The less value which is Isat or I rms

SMD Shielded Power Inductors – BPRR Series

Standard Specifications

Part Number	Inductance (uH)	Tolerance (±%)	Test Frequency (kHz)	RDC (Ω)Max	Isat (A)Max	Irms (A)Typ	Marking
BPRR001010511R0□A0	1.0	30	100	0.0072	18	12	1R0
BPRR001010511R2□A0	1.2	30	100	0.0098	15	10	1R2
BPRR001010511R3□A0	1.3	20,30	100	0.0098	15	15	1R3
BPRR001010511R5□A0	1.5	30	100	0.0098	15	10	1R5
BPRR001010511R8□A0	1.8	30	100	0.0107	12.8	9.1	1R8
BPRR001010512R2□A0	2.2	30	100	0.0120	10.0	8.0	2R2
BPRR001010512R5□A0	2.5	30	100	0.0120	10.0	8.0	2R5
BPRR001010513R3□A0	3.5	30	100	0.0155	7.0	6.5	3R3
BPRR001010513R5□A0	2.2	20,30	100	0.0155	7.0	6.5	3R5
BPRR001010514R7□A0	4.7	20,30	100	0.0160	6.5	6.0	4R7
BPRR001010515R6□A0	5.6	20,30	100	0.0178	6.4	5.6	5R6
BPRR001010516R8□A0	6.8	20,30	100	0.018	6.3	5.4	6R8
BPRR001010518R2□A0	8.2	20,30	100	0.020	6.1	5.2	8R2
BPRR00101051100□A0	10	20,30	100	0.026	6.0	4.3	100
BPRR00101051120□A0	12	20,30	100	0.033	4.5	3.9	120
BPRR00101051150□A0	15	20,30	100	0.041	4.2	3.3	150
BPRR00101051180□A0	18	20,30	100	0.046	3.8	3.1	180
BPRR00101051220□A0	22	20,30	100	0.061	3.4	3.0	220
BPRR00101051270□A0	27	20,30	100	0.069	3.3	2.8	270
BPRR00101051330□A0	33	20,30	100	0.084	2.8	2.6	330
BPRR00101051390□A0	39	20,30	100	0.106	2.65	2.4	390
BPRR00101051470□A0	47	20,30	100	0.130	2.5	2.2	470
BPRR00101051560□A0	56	20,30	100	0.149	2.3	2.0	560
BPRR00101051680□A0	68	20,30	100	0.201	2.1	1.7	680
BPRR00101051820□A0	82	20,30	100	0.227	1.8	1.5	820
BPRR00101051101□A0	100	20,30	100	0.253	1.6	1.4	101
BPRR00101051121□A0	120	20,30	100	0.303	1.5	1.3	121
BPRR00101051151□A0	150	20,30	100	0.35	1.4	1.2	151
BPRR00101051181□A0	180	20,30	100	0.40	1.3	1.1	181
BPRR00101051221□A0	220	20,30	100	0.50	1.0	1.0	221
BPRR00101051102□A0	1000	20	100	1.88	0.5	0.55	102

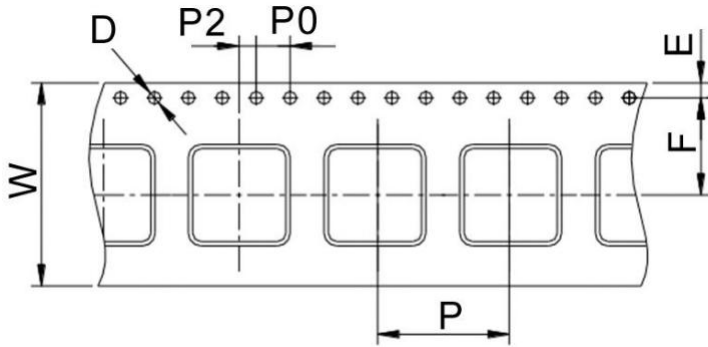
Note: When ordering, please specify tolerance code. Tolerance: M=±20% , T=±30%

- Operating temperature range - 40°C ~ 125°C(Including self - temperature rise)
- Isat for Inductance drop 30% from its value without current
- I rms for a 40°C temperature rise from 25°C ambient with current
- Rated DC Current : The less value which is Isat or I rms

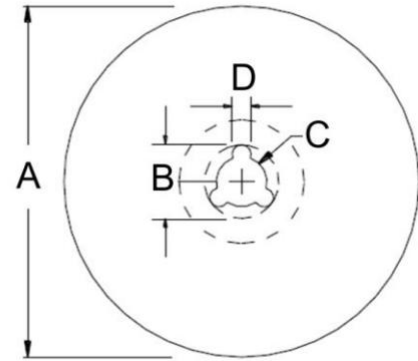
SMD Shielded Power Inductors – BPRR Series

Packaging Specifications

Tape Dimensions



Reel Dimensions



Dimensions in mm

TYPE	Tape Dimensions							Reel Dimensions				Quantity PCS / Reel
	W	D	E	F	P	P0	P2	A	B	C	D	
BPRR00101031	24	1.5	1.75	11.5	16	4	2	330	20	13	2	1000
BPRR00101041	24	1.5	1.75	11.5	16	4	2	330	20	13	2	900
BPRR00101051	24	1.5	1.75	11.5	16	4	2	330	20	13	2	700