Single Phase Rectifier Bridge, 8 A



D-72

FEATURES

- Suitable for printed circuit board or chassis mounting
- Compact construction
- High surge current capability
- Fully characterized data
- Wide temperature range
- Material categorization: for definitions of compliance please see www.vishay.com/doc?99912

RoHS COMPLIANT

DESCRIPTION

The VS-KBPC series of single phase rectifier bridge consists of four silicon junctions connected as a full bridge. These device are intended for general use in industrial and consumer equipment.

PRIMARY CHARACTERISTICS	
I_O	8.0 A
V_{RRM}	50 V to 1000 V
Package	D-72
Circuit configuration	Single phase bridge

MAJOR RATINGS AND CHARACTERISTICS			
SYMBOL	CHARACTERISTICS	VALUES	UNITS
I_O	Resistive load	8	A
	Capacitive load	6.4	
	T_C	50	°C
I_{FSM}	50 Hz	125	A
	60 Hz	137	
I^2t	50 Hz	110	A^2s
	60 Hz	100	
V_{RRM}	Range	50 to 1000	V
T_J		-55 to +150	°C

ELECTRICAL SPECIFICATIONS

VOLTAGE RATINGS		
PART NUMBER	V_{RRM}, MAXIMUM REPETITIVE PEAK REVERSE VOLTAGE V	V_{RSM}, MAXIMUM NON-REPETITIVE PEAK REVERSE VOLTAGE V
VS-KBPC8005	50	80
VS-KBPC801	100	150
VS-KBPC802	200	300
VS-KBPC804	400	500
VS-KBPC806	600	700
VS-KBPC808	800	900
VS-KBPC810	1000	1100

For technical questions within your region: DiodesAmericas@vishay.com, DiodesAsia@vishay.com, DiodesEurope@vishay.com

THIS DOCUMENT IS SUBJECT TO CHANGE WITHOUT NOTICE. THE PRODUCTS DESCRIBED HEREIN AND THIS DOCUMENT ARE SUBJECT TO SPECIFIC DISCLAIMERS, SET FORTH AT www.vishay.com/doc?91000

FORWARD CONDUCTION					
PARAMETER	**SYMBOL**	**TEST CONDITIONS**		**VALUES**	**UNITS**
Maximum DC output current	I_O	T_C = 50 °C, resistive or inductive load		8.0	A
		T_C = 50 °C, capacitive load		6.4	
Maximum peak one cycle, non-repetitive surge current	I_{FSM}	t = 10 ms, 20 ms	Following any rated load condition and with rated V_{RRM} reapplied	125	
		t = 8.3 ms, 16.7 ms		137	
Maximum I^2t capability for fusing	I^2t	t = 10 ms	Initial T_J = T_J maximum 100 % V_{RRM} reapplied	78	A^2s
		t = 8.3 ms		71	
		t = 10 ms		110	
		t = 8.3 ms		1000	
Maximum $I^2\sqrt{t}$ capability for fusing	$I^2\sqrt{t}$	t = 0.1 to 10 ms, no voltage reapplied		1105	$A^2\sqrt{s}$
Maximum peak forward voltage per diode	V_{FM}	I_{FM} = 3.0 A, T_J = 25 °C		1.0	V
Typical peak reverse leakage per diode	I_{RM}	T_J = 25 °C, 100 % V_{RRM}		10	µA
		T_J = 150 °C, 100 % V_{RRM}		1.0	mA
Operating frequency range	f			400 to 1000	Hz
Maximum repetitive peak reverse voltage range	V_{RRM}			50 to 1000	V

THERMAL AND MECHANICAL SPECIFICATIONS			
PARAMETER	**SYMBOL**	**VALUES**	**UNITS**
Operating and storage temperature range	T_J, T_{Stg}	-55 to +150	°C
Thermal resistance, junction to case	R_{thJC}	6	K/W
Approximate weight		6	g
		0.21	oz.

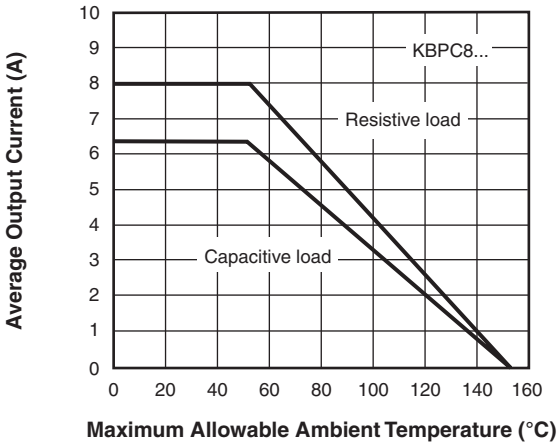

Fig. 1 - Current Ratings

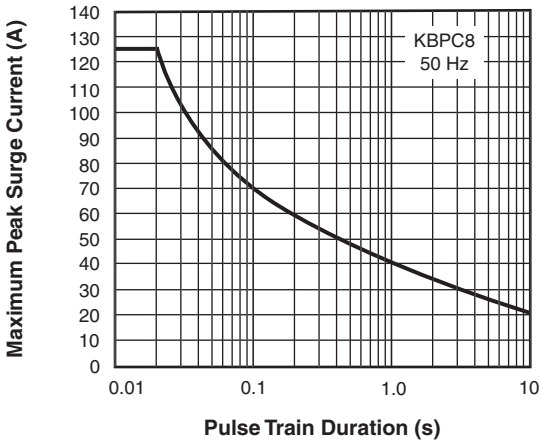

Fig. 2 - Non-Repetitive Surge Ratings

LINKS TO RELATED DOCUMENTS	
Dimensions	www.vishay.com/doc?95250

For technical questions within your region: DiodesAmericas@vishay.com, DiodesAsia@vishay.com, DiodesEurope@vishay.com
THIS DOCUMENT IS SUBJECT TO CHANGE WITHOUT NOTICE. THE PRODUCTS DESCRIBED HEREIN AND THIS DOCUMENT ARE SUBJECT TO SPECIFIC DISCLAIMERS, SET FORTH AT www.vishay.com/doc?91000

D-72

DIMENSIONS in millimeters (inches): **KBPC6, KBPC8**

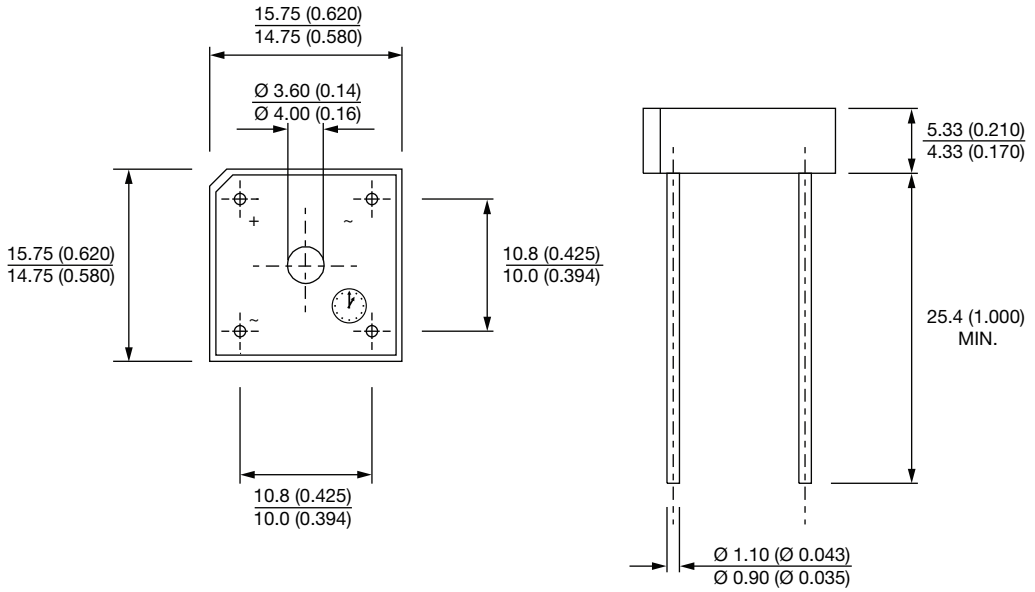

DIMENSIONS in millimeters (inches): **KBPC1**

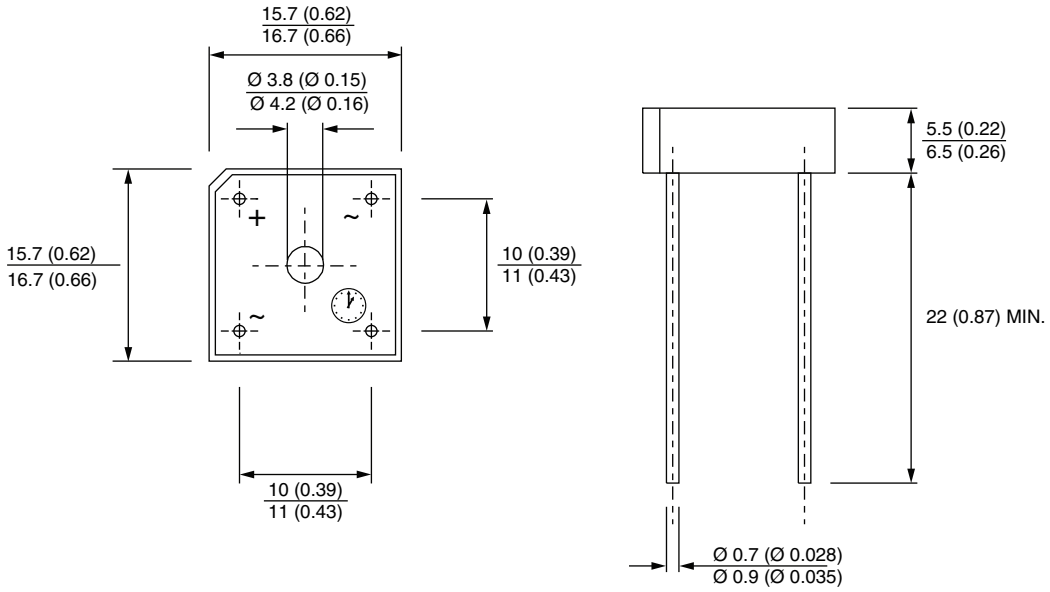

For technical questions within your region: DiodesAmericas@vishay.com, DiodesAsia@vishay.com, DiodesEurope@vishay.com

THIS DOCUMENT IS SUBJECT TO CHANGE WITHOUT NOTICE. THE PRODUCTS DESCRIBED HEREIN AND THIS DOCUMENT ARE SUBJECT TO SPECIFIC DISCLAIMERS, SET FORTH AT www.vishay.com/doc?91000

Disclaimer

ALL PRODUCT, PRODUCT SPECIFICATIONS AND DATA ARE SUBJECT TO CHANGE WITHOUT NOTICE TO IMPROVE RELIABILITY, FUNCTION OR DESIGN OR OTHERWISE.

Vishay Intertechnology, Inc., its affiliates, agents, and employees, and all persons acting on its or their behalf (collectively, “Vishay”), disclaim any and all liability for any errors, inaccuracies or incompleteness contained in any datasheet or in any other disclosure relating to any product.

Vishay makes no warranty, representation or guarantee regarding the suitability of the products for any particular purpose or the continuing production of any product. To the maximum extent permitted by applicable law, Vishay disclaims (i) any and all liability arising out of the application or use of any product, (ii) any and all liability, including without limitation special, consequential or incidental damages, and (iii) any and all implied warranties, including warranties of fitness for particular purpose, non-infringement and merchantability.

Statements regarding the suitability of products for certain types of applications are based on Vishay's knowledge of typical requirements that are often placed on Vishay products in generic applications. Such statements are not binding statements about the suitability of products for a particular application. It is the customer's responsibility to validate that a particular product with the properties described in the product specification is suitable for use in a particular application. Parameters provided in datasheets and / or specifications may vary in different applications and performance may vary over time. All operating parameters, including typical parameters, must be validated for each customer application by the customer's technical experts. Product specifications do not expand or otherwise modify Vishay's terms and conditions of purchase, including but not limited to the warranty expressed therein.

Hyperlinks included in this datasheet may direct users to third-party websites. These links are provided as a convenience and for informational purposes only. Inclusion of these hyperlinks does not constitute an endorsement or an approval by Vishay of any of the products, services or opinions of the corporation, organization or individual associated with the third-party website. Vishay disclaims any and all liability and bears no responsibility for the accuracy, legality or content of the third-party website or for that of subsequent links.

Vishay products are not designed for use in life-saving or life-sustaining applications or any application in which the failure of the Vishay product could result in personal injury or death unless specifically qualified in writing by Vishay. Customers using or selling Vishay products not expressly indicated for use in such applications do so at their own risk. Please contact authorized Vishay personnel to obtain written terms and conditions regarding products designed for such applications.

No license, express or implied, by estoppel or otherwise, to any intellectual property rights is granted by this document or by any conduct of Vishay. Product names and markings noted herein may be trademarks of their respective owners.

© 2025 VISHAY INTERTECHNOLOGY, INC. ALL RIGHTS RESERVED

THIS DOCUMENT IS SUBJECT TO CHANGE WITHOUT NOTICE. THE PRODUCTS DESCRIBED HEREIN AND THIS DOCUMENT ARE SUBJECT TO SPECIFIC DISCLAIMERS, SET FORTH AT www.vishay.com/doc?91000