

Small Signal Fast Switching Diodes



FEATURES

- Fast switching speed
- High reliability
- High conductance
- For general purpose switching applications
- Material categorization:
for definitions of compliance please see
www.vishay.com/doc?99912



RoHS
COMPLIANT
HALOGEN
FREE

LINKS TO ADDITIONAL RESOURCES



MECHANICAL DATA

Case: DO-35 (DO-204AH)

Weight: approx. 125 mg

Cathode band color: black

Packaging codes / options:

TR/10K per 14" reel (52 mm tape), 50K/box

TAP/10K per ammpack (52 mm tape), 50K/box

PARTS TABLE

| PART | ORDERING CODE | TYPE MARKING | CIRCUIT CONFIGURATION | REMARKS |
|-------|---------------------|--------------|-----------------------|-------------------------|
| 1N914 | 1N914TR or 1N914TAP | 1N914 | Single | Tape and reel / ammpack |

ABSOLUTE MAXIMUM RATINGS ($T_{amb} = 25^{\circ}\text{C}$, unless otherwise specified)

| PARAMETER | TEST CONDITION | SYMBOL | VALUE | UNIT |
|---|---|--------------|-------|------|
| Repetitive peak reverse voltage | | V_{RRM} | 100 | V |
| Working peak reverse voltage | | V_{RWM} | 75 | V |
| DC blocking voltage | | V_R | 75 | V |
| RMS Reverse voltage | | $V_{R(RMS)}$ | 53 | V |
| Forward continuous current | | I_F | 300 | mA |
| Average rectified current | Half wave rectification with resistive load and $f > 50\text{ MHz}$ | $I_{F(AV)}$ | 200 | mA |
| Non repetitive peak forward surge current | $t = 1\text{ s}$ | I_{FSM} | 1 | A |
| | $t = 1\text{ }\mu\text{s}$ | I_{FSM} | 4 | A |
| Power dissipation | $l = 4\text{ mm}, T_L = 25^{\circ}\text{C}$ | P_{tot} | 500 | mW |

THERMAL CHARACTERISTICS ($T_{amb} = 25^{\circ}\text{C}$, unless otherwise specified)

| PARAMETER | TEST CONDITION | SYMBOL | VALUE | UNIT |
|--|--|------------|-------------|--------------------|
| Thermal resistance junction to ambient air | $l = 4\text{ mm}, T_L = \text{constant}$ | R_{thJA} | 300 | K/W |
| Junction temperature | | T_j | 175 | $^{\circ}\text{C}$ |
| Storage temperature range | | T_{stg} | -65 to +175 | $^{\circ}\text{C}$ |

| ELECTRICAL CHARACTERISTICS ($T_{amb} = 25\text{ }^{\circ}\text{C}$, unless otherwise specified) | | | | | | |
|--|--|------------|------|------|------|---------------|
| PARAMETER | TEST CONDITION | SYMBOL | MIN. | TYP. | MAX. | UNIT |
| Forward voltage | $I_F = 10\text{ mA}$ | V_F | | | 1 | V |
| Breakdown voltage | $I_R = 100\text{ }\mu\text{A}$ | $V_{(BR)}$ | 100 | | | V |
| Peak reverse current | $V_R = 75\text{ V}$ | I_R | | | 5 | μA |
| | $V_R = 20\text{ V}, T_J = 150\text{ }^{\circ}\text{C}$ | I_R | | | 50 | μA |
| | $V_R = 20\text{ V}$ | I_R | | | 25 | nA |
| Diode capacitance | $V_R = 0, f = 1\text{ MHz}$ | C_D | | | 4 | pF |
| Reverse recovery time | $I_F = 10\text{ mA}, i_R = 1\text{ mA}, V_R = 6\text{ V}, R_L = 100\text{ }\Omega$ | t_{rr} | | | 4 | ns |

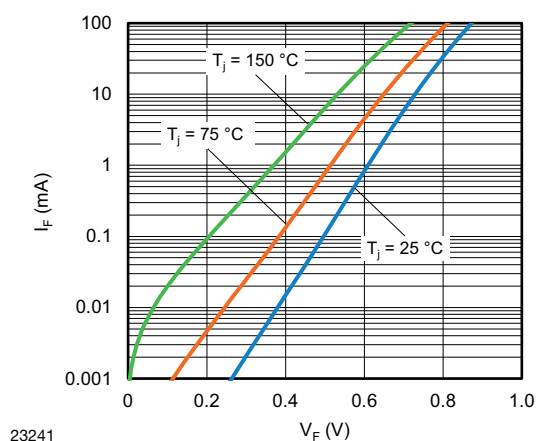
TYPICAL CHARACTERISTICS ($T_{amb} = 25\text{ }^{\circ}\text{C}$, unless otherwise specified)


Fig. 1 - Forward Current vs. Forward Voltage

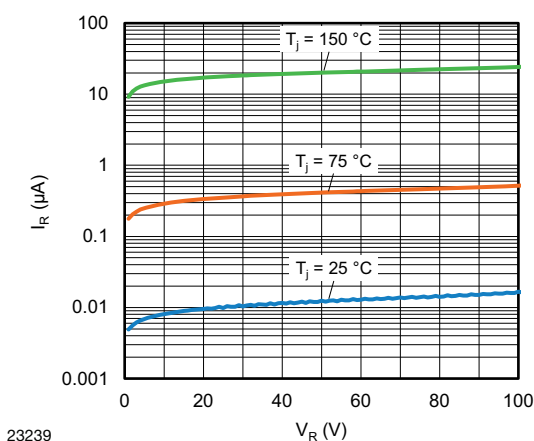
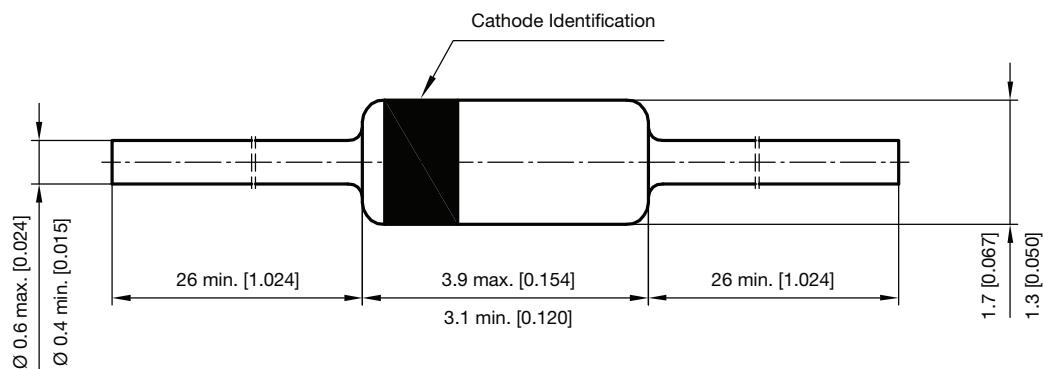


Fig. 2 - Typical Reverse Leakage Current vs. Reverse Voltage

PACKAGE DIMENSIONS in millimeters (inches): **DO-35 (DO-204AH)**


Rev. 6 - Date: 19. December 2011
Document no.: SB-V-3906.04-031(4)
94 9366



Disclaimer

ALL PRODUCT, PRODUCT SPECIFICATIONS AND DATA ARE SUBJECT TO CHANGE WITHOUT NOTICE TO IMPROVE RELIABILITY, FUNCTION OR DESIGN OR OTHERWISE.

Vishay Intertechnology, Inc., its affiliates, agents, and employees, and all persons acting on its or their behalf (collectively, "Vishay"), disclaim any and all liability for any errors, inaccuracies or incompleteness contained in any datasheet or in any other disclosure relating to any product.

Vishay makes no warranty, representation or guarantee regarding the suitability of the products for any particular purpose or the continuing production of any product. To the maximum extent permitted by applicable law, Vishay disclaims (i) any and all liability arising out of the application or use of any product, (ii) any and all liability, including without limitation special, consequential or incidental damages, and (iii) any and all implied warranties, including warranties of fitness for particular purpose, non-infringement and merchantability.

Statements regarding the suitability of products for certain types of applications are based on Vishay's knowledge of typical requirements that are often placed on Vishay products in generic applications. Such statements are not binding statements about the suitability of products for a particular application. It is the customer's responsibility to validate that a particular product with the properties described in the product specification is suitable for use in a particular application. Parameters provided in datasheets and / or specifications may vary in different applications and performance may vary over time. All operating parameters, including typical parameters, must be validated for each customer application by the customer's technical experts. Product specifications do not expand or otherwise modify Vishay's terms and conditions of purchase, including but not limited to the warranty expressed therein.

Hyperlinks included in this datasheet may direct users to third-party websites. These links are provided as a convenience and for informational purposes only. Inclusion of these hyperlinks does not constitute an endorsement or an approval by Vishay of any of the products, services or opinions of the corporation, organization or individual associated with the third-party website. Vishay disclaims any and all liability and bears no responsibility for the accuracy, legality or content of the third-party website or for that of subsequent links.

Vishay products are not designed for use in life-saving or life-sustaining applications or any application in which the failure of the Vishay product could result in personal injury or death unless specifically qualified in writing by Vishay. Customers using or selling Vishay products not expressly indicated for use in such applications do so at their own risk. Please contact authorized Vishay personnel to obtain written terms and conditions regarding products designed for such applications.

No license, express or implied, by estoppel or otherwise, to any intellectual property rights is granted by this document or by any conduct of Vishay. Product names and markings noted herein may be trademarks of their respective owners.