

PTC Thermistors, Mini Radial Leaded for Over-Temperature Protection



FEATURES

- Well-defined protection temperature levels
- Fast response time
- Accurate resistance for ease of circuit design
- Excellent long term behavior ($\Delta T \leq 1^\circ\text{C}$ after 1000 h at $T_n + 15^\circ\text{C}$)
- Wide range of protection temperatures (80°C to 150°C)
- Small size and rugged
- Coated leaded (bare pellets available)
- Material categorization:
for definitions of compliance please see www.vishay.com/doc?99912


RoHS
COMPLIANT

APPLICATIONS

Over-temperature protection and control in:

- Industrial electronics, motor drives, and lighting drivers
- Power supplies, converters, and heat-sink
- Motor protection

DESCRIPTION

These PTC sensing thermistors consist of a medium resistivity doped barium titanate ceramic with copper clad steel wires lead (Pb)-free soldered to the Ag metalized pellet. A high temperature silicone coating covers the sensing body and has a temperature marking character.

PACKAGING

PTC thermistors are available in 500 pieces bulk packed or 2000 pieces tape on reel.

QUICK REFERENCE DATA

PARAMETER	VALUE	UNIT
Resistance at 25°C (R_{25})	20 to 120	Ω
Nominal working temperature T_n	80 to 150	$^\circ\text{C}$
Maximum voltage	30	V
Operating temperature range ⁽¹⁾	-40 to +165	$^\circ\text{C}$
Dissipation factor	5	mW/K
Thermal time constant (still air)	6	s
Weight	≈ 0.12	g

Note

- ⁽¹⁾ Max operating temperature range is $T_n + 15^\circ\text{C}$, indicated value is for $T_n = 150^\circ\text{C}$.

NOMINAL WORKING TEMPERATURES AND ORDERING INFORMATION

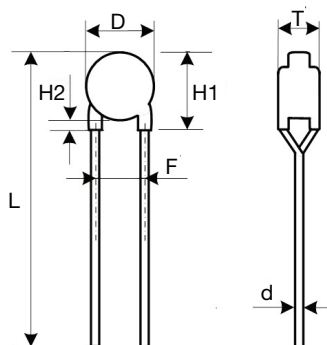
NOMINAL WORKING TEMPERATURE	VISHAY SAP ORDERING NUMBER		
T_n ($^\circ\text{C}$)	BULK	TAPE AND REEL	MARKING CODE
80	PTCSL03T081DB1E	PTCSL03T081DT1E	8
90	PTCSL03T091DB1E	PTCSL03T091DT1E	9
100	PTCSL03T101DB1E	PTCSL03T101DT1E	0
110	PTCSL03T111DB1E	PTCSL03T111DT1E	1
120	PTCSL03T121DB1E	PTCSL03T121DT1E	2
130	PTCSL03T131DB1E	PTCSL03T131DT1E	3
140	PTCSL03T141DB1E	PTCSL03T141DT1E	4
150	PTCSL03T151DB1E	PTCSL03T151DT1E	5

Note

- 2E pitch version in bulk or tape and reel available on request.

ELECTRICAL CHARACTERISTICS

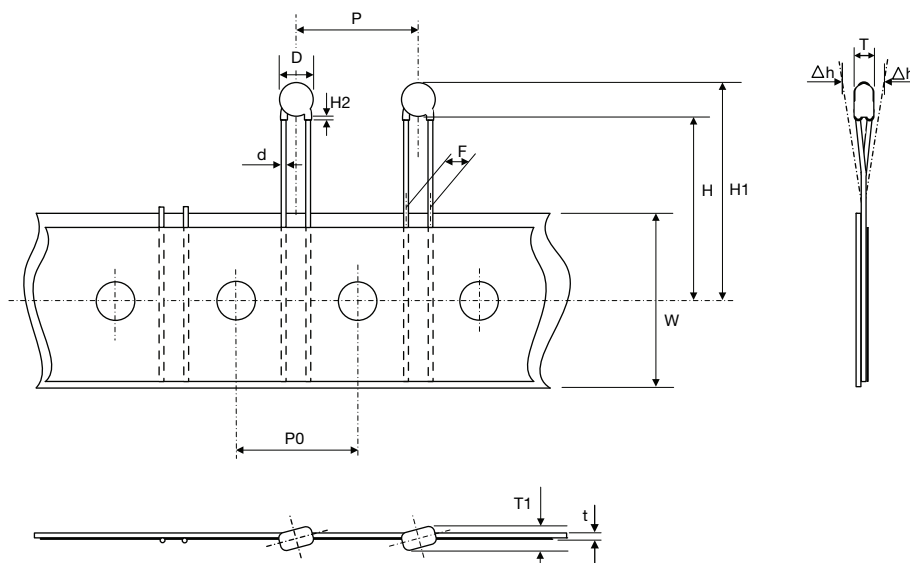
PARAMETER	VALUES	UNIT
Resistance at 25 °C	20 to 120	Ω
Maximum resistance between -20 °C and $(T_n - 20)$ °C	250	Ω
Maximum resistance at -40 °C	300	Ω
Maximum resistance at $(T_n - 5)$ °C	550	Ω
Minimum resistance at $(T_n + 5)$ °C	1330	Ω
Minimum resistance at $(T_n + 15)$ °C	4000	Ω
Maximum voltage	30	V (AC or DC)

DIMENSIONS in millimeters

COMPONENT DIMENSIONS in millimeters

D	4.0 max.
H1	7.0 max.
H2	3 max.
d	0.5 ± 0.05
L	30 ± 3
F	2.5
T	3.0 max.

TAPING DATA DIMENSIONS in millimeters (based on IEC 60286-2)

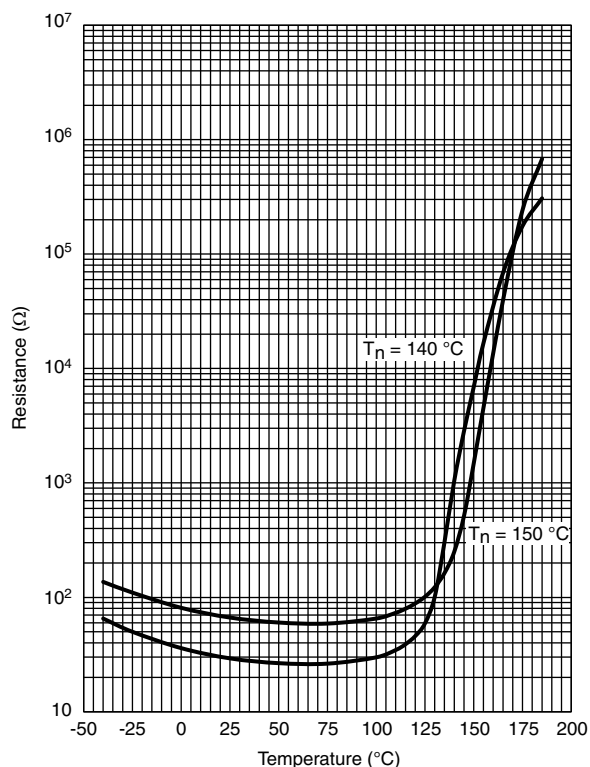
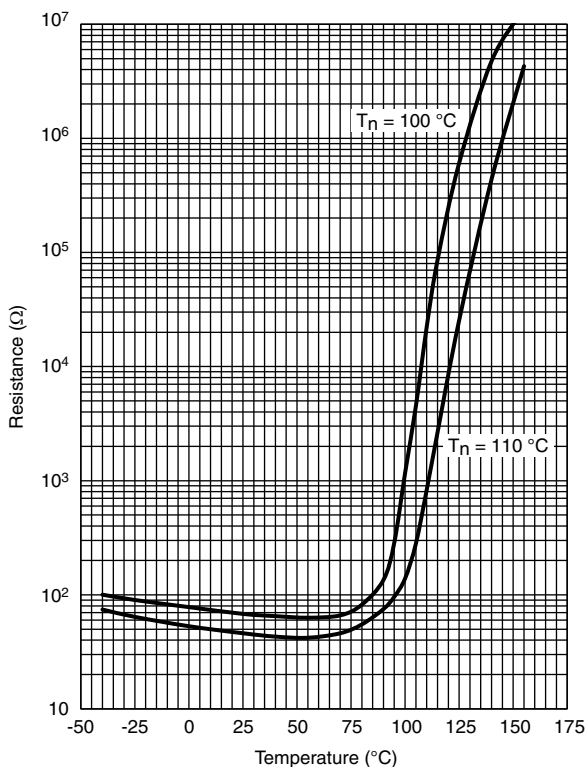
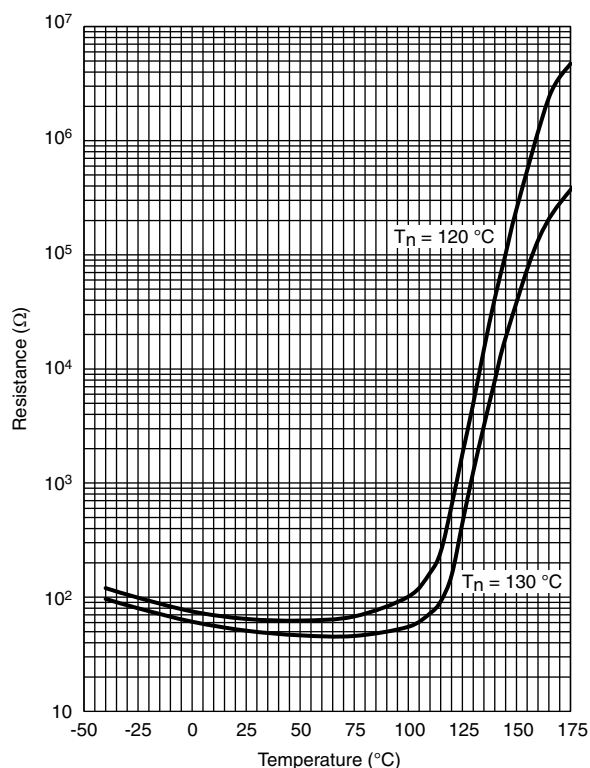
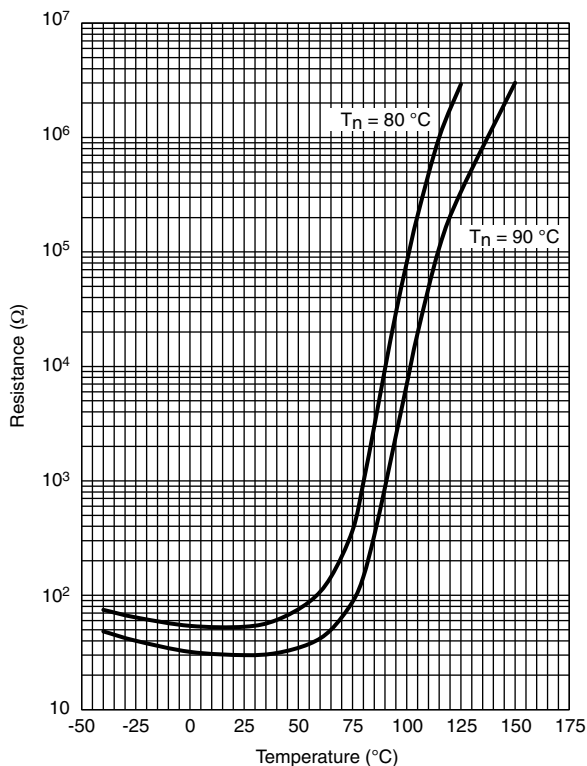
D	Body Diameter	4.0 max.
d	Lead Diameter	0.5 ± 0.05
F	Lead to lead center distance	$2.5 + 0.5 / - 0.2$
H	Component seating plane to tape-center	$18.0 + 2.0$
H1	Component top to tape-center	25 max.
Δh	Component alignment	0 ± 2
P, P0	Component pitch, sprocket hole pitch	12.7
T	Total thickness	3.0 max.
T1	Total thickness in line of tape	3.5 max.
W	Tape width	$18 + 1.0 / - 0.5$





RESISTANCE vs. TEMPERATURE

Typical (≤ 5 V_{DC})





Disclaimer

ALL PRODUCT, PRODUCT SPECIFICATIONS AND DATA ARE SUBJECT TO CHANGE WITHOUT NOTICE TO IMPROVE RELIABILITY, FUNCTION OR DESIGN OR OTHERWISE.

Vishay Intertechnology, Inc., its affiliates, agents, and employees, and all persons acting on its or their behalf (collectively, "Vishay"), disclaim any and all liability for any errors, inaccuracies or incompleteness contained in any datasheet or in any other disclosure relating to any product.

Vishay makes no warranty, representation or guarantee regarding the suitability of the products for any particular purpose or the continuing production of any product. To the maximum extent permitted by applicable law, Vishay disclaims (i) any and all liability arising out of the application or use of any product, (ii) any and all liability, including without limitation special, consequential or incidental damages, and (iii) any and all implied warranties, including warranties of fitness for particular purpose, non-infringement and merchantability.

Statements regarding the suitability of products for certain types of applications are based on Vishay's knowledge of typical requirements that are often placed on Vishay products in generic applications. Such statements are not binding statements about the suitability of products for a particular application. It is the customer's responsibility to validate that a particular product with the properties described in the product specification is suitable for use in a particular application. Parameters provided in datasheets and/or specifications may vary in different applications and performance may vary over time. All operating parameters, including typical parameters, must be validated for each customer application by the customer's technical experts. Product specifications do not expand or otherwise modify Vishay's terms and conditions of purchase, including but not limited to the warranty expressed therein.

Except as expressly indicated in writing, Vishay products are not designed for use in medical, life-saving, or life-sustaining applications or for any other application in which the failure of the Vishay product could result in personal injury or death. Customers using or selling Vishay products not expressly indicated for use in such applications do so at their own risk. Please contact authorized Vishay personnel to obtain written terms and conditions regarding products designed for such applications.

No license, express or implied, by estoppel or otherwise, to any intellectual property rights is granted by this document or by any conduct of Vishay. Product names and markings noted herein may be trademarks of their respective owners.

Material Category Policy

Vishay Intertechnology, Inc. hereby certifies that all its products that are identified as RoHS-Compliant fulfill the definitions and restrictions defined under Directive 2011/65/EU of The European Parliament and of the Council of June 8, 2011 on the restriction of the use of certain hazardous substances in electrical and electronic equipment (EEE) - recast, unless otherwise specified as non-compliant.

Please note that some Vishay documentation may still make reference to RoHS Directive 2002/95/EC. We confirm that all the products identified as being compliant to Directive 2002/95/EC conform to Directive 2011/65/EU.

Vishay Intertechnology, Inc. hereby certifies that all its products that are identified as Halogen-Free follow Halogen-Free requirements as per JEDEC JS709A standards. Please note that some Vishay documentation may still make reference to the IEC 61249-2-21 definition. We confirm that all the products identified as being compliant to IEC 61249-2-21 conform to JEDEC JS709A standards.