

Have a Question?
 Chat with a Product Information Specialist






[Home](#) > [Product Details](#)

2085359-1 Product Details

[Share](#) [Print](#) [Email](#)





CONNECTOR,PIN,DOMINO

2085359-1

TE Internal Number: 2085359-1


! Detailed product features are not currently available online.

[Pricing & Availability](#) 

[Add to My Part List](#) 

[Buy Product through Distributor](#)

[Documents](#) [Features](#) [Compliance](#)

Product Drawings
 PIN CONNECTOR DOMINO W/ PANEL CUT-OUT (PDF, English) .tif available

Related Products

[Check for Tooling](#)

Corporate Information

- [About TE](#)
- [Investors](#)
- [News Room](#)
- [Supplier Portal](#)
- [Careers](#)
- [Terms & Conditions](#)
- [Privacy Policy](#)
- [Global Accessibility Statement](#)

Quick Links

- [Distributor Inventory](#)
- [Product Cross Reference](#)
- [Documents & Drawings](#)
- [Product Compliance Support Center](#)
- [Site Map](#)

Customer Support

- [Email or Chat With Us](#)
- [Find a Phone Number](#)
- [Knowledge Base](#)
- [Manage Your Account](#)

Keep Me Informed




Feedback