

Power Relay T9C AC coil

- 1 pole 20 A, 1 NO contact
- 1.6 VA coil (cULus recognized)
- 1.2 VA coil (VDE approved)
- 2.5 kV coil - contact
- Flange mount

Applications

HVAC, power supplies, domestic appliances, measurement&control



Approvals



Technical data of approved types on request

Contact data

Contact configuration	1 CO contact / 1 NO contact
Contact set	single contact
Type of interruption	micro disconnection
Rated current NO / NC contact	20 A / 10 A
Rated voltage / max.switching voltage AC	250 VAC /400 VAC
Maximum breaking capacity AC	5000 VA
Contact material	AgSnInO
Minimum contact load	> 1A, 5VDC / 12 VAC
Mechanical endurance	typ. 5x10 ⁶ cycles
Rated frequency of operation with / without load	6 / 300 min ⁻¹

Contact ratings

Type	Load	Cycles
CO	UL Resistive, 20 A/10 A @ 240 VAC	6x10 ³
NO	UL General Purpose, 15 A, 240 VAC, 70°C	1x10 ⁵
NO, E coil	15 A 250 VAC resistive	1x10 ⁵
NO, A coil	20 A 250 VAC resistive	1x10 ⁵

Coil data

Rated coil voltage range AC coil	12...240 VAC
Coil power AC coil	1.2 VA / 1.6 VA

Coil versions, 1.2 VA AC-coil

Coil code	Rated voltage VAC	Operate voltage VAC	Release voltage VAC	Coil resistance Ω	Rated coil power VA
12	12	9.6	3.6	52±10%	1.2
24	24	19.2	7.2	198±10%	1.2
48	48	38.4	14.4	824±10%	1.2
120	110	88.0	33.0	3728±10%	1.2
240	220	176.0	66.0	14810±10%	1.2

Coil versions, 1.6 VA AC-coil

Coil code	Rated voltage VAC	Operate voltage VAC	Release voltage VAC	Coil resistance Ω	Rated coil power VA
12	12	9.6	3.6	36±10%	1.6
24	24	19.2	7.2	144±10%	1.6
48	48	38.4	14.4	576±10%	1.6
120	110	88.0	33.0	3025±10%	1.6
240	220	176.0	66.0	12000±10%	1.6

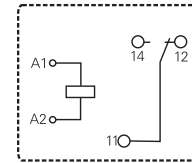
All figures are given for coil without preenergization, at ambient temperature +23°C
Other coil voltages on request

Power Relay T9C AC coil (Continued)

Insulation

Dielectric strength coil-contact circuit	2500 V _{rms}
open contact circuit	1500 V _{rms}
Clearance / creepage coil-contact circuit	≥ 2.5 / 4 mm; ≥3.1 / 6.3 mm (UL508)
Insulation to IEC 60664-1	
Type of insulation coil-contact circuit	basic
open contact circuit	functional
Rated insulation voltage	250 V
Pollution degree	3
Rated voltage system	240/400 V
Overvoltage category	III

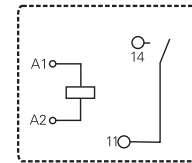
Terminal assignment



S0261-AI

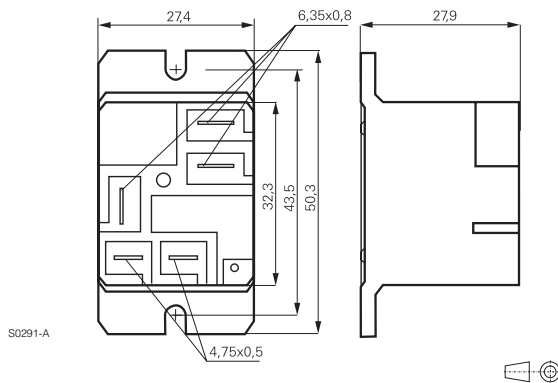
Other data

Flammability class according to UL94	V-0
Ambient temperature range	-40...+70°C
Operate- / release time including bounce time	15 / 15ms
Vibration resistance (function) NO / NC contact	1.5 mm, 10...55 Hz
Shock resistance (function) NO / NC contact	10 g for 11 ms
Shock resistance (destruction)	100 g for 6 ms
Category of protection	RT I - dust protected
Relay weight	33 g
Packaging unit	250 pcs



S0261-AJ

Dimensions



S0291-A

Power Relay T9C AC coil (Continued)

Product key



Type	
Enclosure	P dust protected (flange mount)
Contact configuration	1 1 NO contact 5 1 CO contact
Coil version	A AC coil 1.6 VA E AC coil 1.2 VA (VDE approved)
Mounting	5 Flange mount, 4.75 mm quick connect term. for coil, 6.35 mm quick connect term. for contacts
Contact material	4 AgSnInO
Coil	Coil code: please refer to coil versions table
Other types on request	

Product key	Version	Cont. material	Cont.configuration	Coil	Part number
T9CP1A54-12	flange mount	AgSnInO	1 NO contact	12 VAC	0-1649341-7
T9CP1A54-24	quick connect term.			24 VAC	0-1649341-8
T9CP1A54-48				48 VAC	0-1649341-9
T9CP1A54-120				120 VAC	1-1649341-0
T9CP1A54-240				240 VAC	0-1649341-2
T9CP5A54-12			1 CO contact	12 VAC	1-1649341-6
T9CP5A54-24				24 VAC	1-1649341-7
T9CP5A54-48				48 VAC	1-1649341-8
T9CP5A54-120				120 VAC	1-1649341-9
T9CP5A54-240				240 VAC	2-1649341-0