

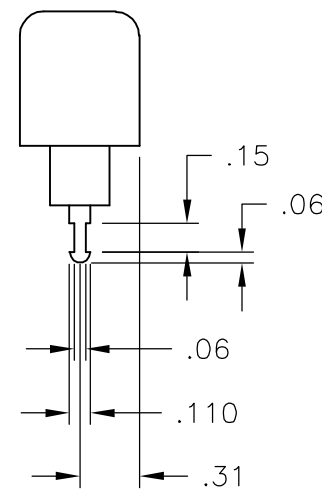
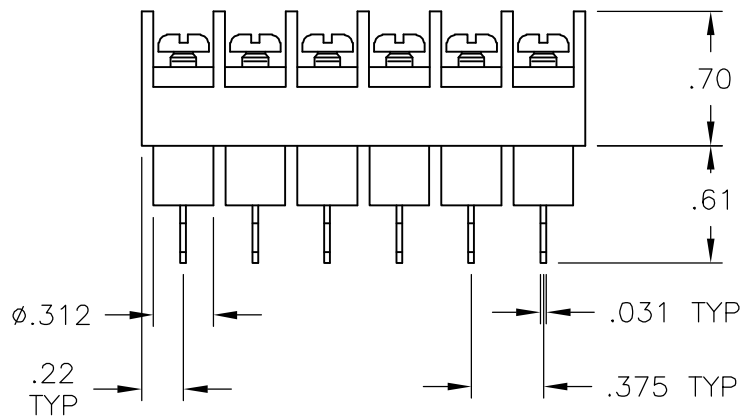

THIS DRAWING IS UNPUBLISHED. RELEASED FOR PUBLICATION
 © COPYRIGHT BY TYCO ELECTRONICS CORPORATION. ALL RIGHTS RESERVED.

LOC	DIST	REVISIONS					
FT	0	P	LTR	DESCRIPTION	DATE	DWN	APVD
			A	-	10/24/06	SS	SRY

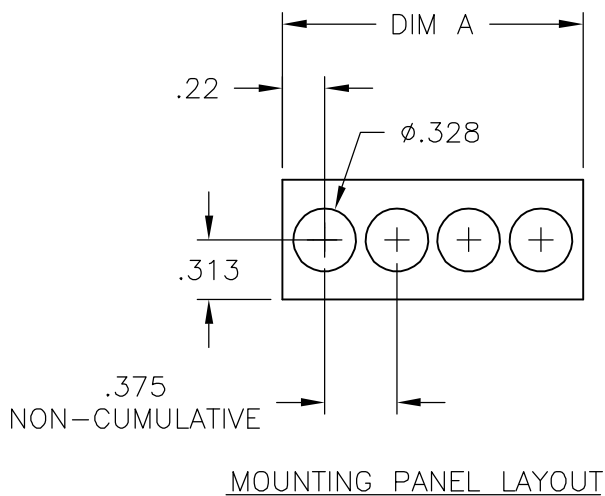
MATERIALS:
 HOUSING: THERMOPLASTIC, UL94V-0, BLACK.
 TERMINALS: BRIGHT TIN OVER COPPER ALLOY.
 SCREWS: #6-32 STEEL, ZINC PLATING W/ CLEAR CHROMATE.

ELECTRICAL:
 RATED CURRENT: 20A
 OPERATING VOLTAGE: 300V
 WIRE RANGE: 12-22 AWG

MECHANICAL:
 PITCH (TERMINAL SPACING): .375"
 OPERATING TEMP.: 105° C MAX



9.436	25	JC6-T407-25	6-1546701-2
9.061	24	JC6-T407-24	6-1546701-1
8.686	23	JC6-T407-23	6-1546701-0
8.311	22	JC6-T407-22	5-1546701-9
7.936	21	JC6-T407-21	5-1546701-8
7.561	20	JC6-T407-20	5-1546701-7
7.186	19	JC6-T407-19	5-1546701-6
6.811	18	JC6-T407-18	5-1546701-5
6.436	17	JC6-T407-17	5-1546701-4
6.061	16	JC6-T407-16	5-1546701-3
5.686	15	JC6-T407-15	5-1546701-2
5.311	14	JC6-T407-14	5-1546701-1
4.936	13	JC6-T407-13	5-1546701-0
4.561	12	JC6-T407-12	4-1546701-9
4.186	11	JC6-T407-11	4-1436701-8
3.811	10	JC6-T407-10	4-1436701-7
3.436	9	JC6-T407-09	1-1437666-0
3.061	8	JC6-T407-08	4-1546701-6
2.686	7	JC6-T407-07	4-1546701-5
2.311	6	JC6-T407-06	4-1546701-4
1.936	5	JC6-T407-05	1437666-9
1.561	4	JC6-T407-04	1437666-8
1.186	3	JC6-T407-03	1437666-7
.811	2	JC6-T407-02	4-1546701-3
DIM A	NO OF POS	CATALOG NUMBER	PART NUMBER



THIS DRAWING IS A CONTROLLED DOCUMENT.		DWN	S SCHLEGEL	10/24/06	Tyco Electronics Corporation Harrisburg, PA 17105-3608			
DIMENSIONS: INCHES		CHK	S YODER	10/24/06				
TOLERANCES UNLESS OTHERWISE SPECIFIED:		APVD	S YODER	10/24/06	NAME			
0 PLC ± - 1 PLC ± - 2 PLC ± .01 3 PLC ± .005 4 PLC ± - ANGLES ± -		PRODUCT SPEC		JC6-T407-XX ASSEMBLY				
MATERIAL		APPLICATION SPEC		SIZE		CAGE CODE	DRAWING NO	RESTRICTED TO
FINISH		WEIGHT		A3		00779	C-1437666-7	-
CUSTOMER DRAWING				SCALE	NTS	SHEET	1 OF 1	REV
								A