2MM-R-S06-HT-02-H-TR ✔ ACTIVE

AMPMODU | AMPMODU 2 mm

TE Internal #: 2314938-6

PCB Mount Receptacle, Horizontal, Board-to-Board, 6 Position, 2 mm [.079 in] Centerline, Gold (Au), Through Hole - Solder, Signal, Black, AMPMODU 2 mm

View on TE.com >

Connectors > PCB Connectors > PCB Headers & Receptacles

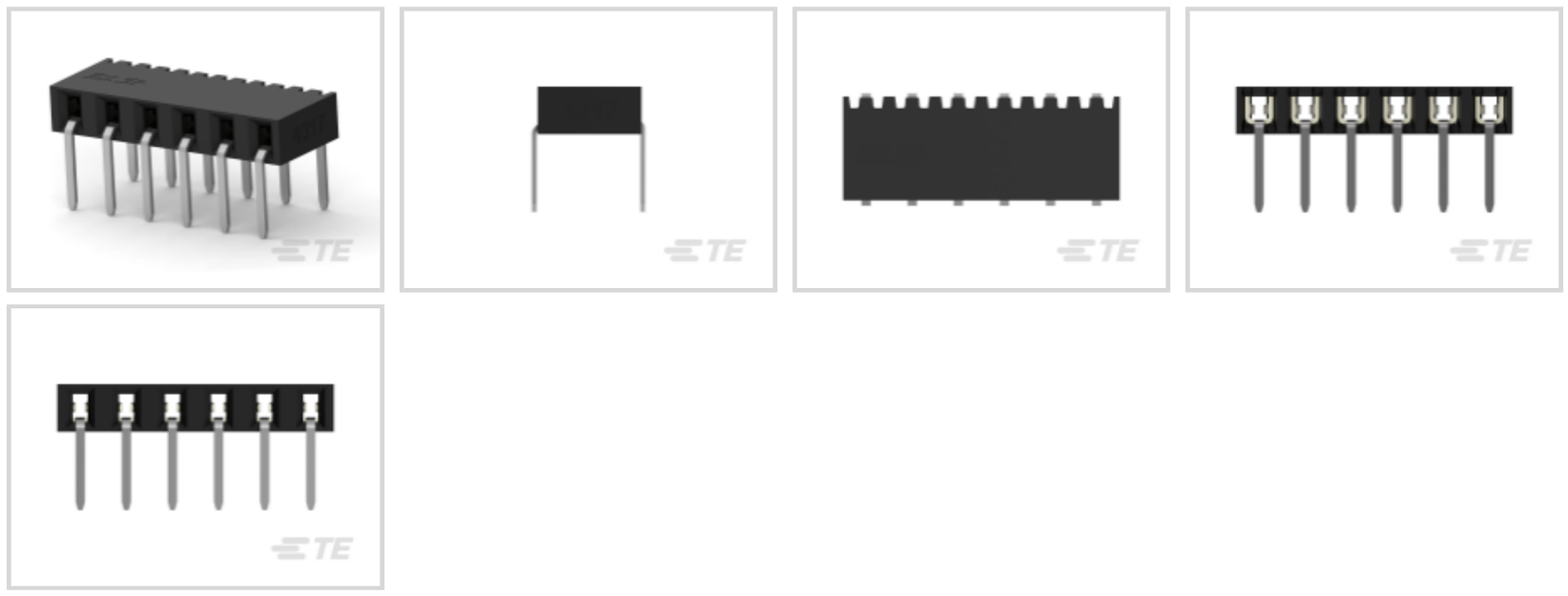

PCB Connector Type: **PCB Mount Receptacle**

Connector System: **Board-to-Board**

Number of Positions: **6**

Number of Rows: **1**

Centerline (Pitch): **2 mm [.079 in]**

Features

Product Type Features

PCB Connector Type	PCB Mount Receptacle
Connector System	Board-to-Board
Connector & Contact Terminates To	Printed Circuit Board
Connector Product Type	Connector Assembly

Configuration Features

Number of Loaded Positions	6
Number of Positions	6
Number of Rows	1
PCB Mount Orientation	Horizontal

Electrical Characteristics

Operating Voltage	125 VAC
Dielectric Withstanding Voltage (Max)	650 VAC

Body Features

Connector Profile	Standard

Primary Product Color	Black

Contact Features

Contact Underplating Material	Nickel
Contact Underplating Material Thickness	1.27 µm[50 µin]
PCB Contact Termination Area Plating Material Finish	Matte
Mating Square Post Dimension	.5 mm[.02 in]
PCB Contact Termination Area Plating Material Thickness	3 – 5 µm[118.11 – 196.85 µin]
Contact Layout	Inline
Contact Base Material	Phosphor Bronze
PCB Contact Termination Area Plating Material	Tin
Contact Mating Area Plating Material Finish	Matte
Contact Mating Area Plating Material Thickness	.76 µm[29.92 µin]
Contact Mating Area Plating Material	Gold (Au)
Contact Type	Socket
Contact Current Rating (Max)	2 A

Termination Features

Rectangular Termination Post & Tail Width	.4 mm[.016 in]
Rectangular Termination Post & Tail Thickness	.2 mm[.008 in]
Termination Post & Tail Length	2.8 mm[.11 in]
Termination Method to PCB	Through Hole - Solder

Mechanical Attachment

Connector Mounting Type	Board Mount
Mating Alignment	Without
PCB Mount Alignment	Without
PCB Mount Retention	Without

Housing Features

Centerline (Pitch)	2 mm[.079 in]
Housing Material	Liquid Crystal Polymer (LCP)

Dimensions

Connector Width	4.7 mm[.185 in]
Connector Height	2.1 mm[.823 in]
Connector Length	12 mm[.472 in]

PCB Thickness (Recommended)	2.4 mm[.094 in]

Usage Conditions

Housing Temperature Rating	High
Operating Temperature Range	-40 – 125 °C[-40 – 257 °F]

Operation/Application

Assembly Process Feature	Pick and Place Cover
Circuit Application	Signal

Industry Standards

UL Flammability Rating	UL 94V-0

Packaging Features

Packaging Method	Tape & Reel

Product Compliance

For compliance documentation, visit the product page on TE.com>

EU RoHS Directive 2011/65/EU	Compliant
EU ELV Directive 2000/53/EC	Compliant
China RoHS 2 Directive MIIT Order No 32, 2016	有害物质含量符合标准要求 No Restricted Substance(s) Above Threshold
EU REACH Regulation (EC) No. 1907/2006	Current ECHA Candidate List: JUNE 2025 (250) Candidate List Declared Against: JUNE 2025 (250) Does not contain REACH SVHC
Halogen Content	Low Halogen - Br, Cl, F < 900 ppm per homogenous material. Also BFR/CFR/PVC Free
Solder Process Capability	Reflow solder capable to 260°C

Product Compliance Disclaimer

This information is provided based on reasonable inquiry of our suppliers and represents our current actual knowledge based on the information they provided. This information is subject to change. The part numbers that TE has identified as EU RoHS compliant have a maximum concentration of 0.1% by weight in homogenous materials for lead, hexavalent chromium, mercury, PBB, PBDE, DBP, BBP, DEHP, DIBP, and 0.01% for cadmium, or qualify for an exemption to these limits as defined in the Annexes of Directive 2011/65/EU (RoHS2). Finished electrical and electronic equipment products will be CE marked as required by Directive 2011/65/EU. Components may not be CE marked. Additionally, the part numbers that TE has identified as EU ELV compliant have a maximum concentration of 0.1% by weight in homogenous materials for lead, hexavalent chromium, and mercury, and 0.01% for cadmium, or qualify for an exemption to these limits as defined in the Annexes of Directive 2000/53/EC (ELV). Regarding the REACH Regulation, the information TE provides on SVHC in articles for this part number is based on the latest European Chemicals Agency (ECHA) 'Guidance on requirements for substances in articles' posted at this URL: https://echa.europa.eu/guidance-documents/guidance-on-reach

Compatible Parts



TE Part # 2355186-6
6P,2MM,BRK HDR,SRVT,2.8,0.76AU, BOX



TE Part # 2355182-6
6P,2MM,BRK HDR,SRVT,2.8,0.76AU,TB



TE Part # 2842104-6
6P,2MM,BRK HDR,SRVT,SMD,0.76AU, TR W/CAP



TE Part # 2355184-6
6P,2MM,BRK HDR,SRVT,2.8,0.76AU,TB W/CAP

Also in the Series | AMPMODU 2 mm



Board-to-Board Headers & Receptacles(445)



Connector Contacts(17)



PCB Headers & Receptacles(454)



Rectangular Connector Housings(103)



Standard Rectangular Connectors(202)



Wire-to-Board Connector Assemblies & Housings(202)



Wire-to-Board Headers & Receptacles (53)

Customers Also Bought



TE Part #801069-SF
EV35-3.0-02-10M



TE Part #WM-3P
WEDGE LOCK, 3P, REC, ORG, DTM



TE Part #DTM04-3P
REC, 3P, GRY, N



TE Part #350430-1
04P UMNL PIN HDR ASSY NATL



TE Part #640455-4
04P MTA100 HDR ASSY SQ R/A POL



TE Part #3-643814-2
02P MTA100 CONN ASSY POL RIB



TE Part #3-1879445-7
TE 120W 1K0 5% Bracket



TE Part #1-2314936-0
10P,2MM,B-B,REC,SRHZ,2.8,0.1AU,TR

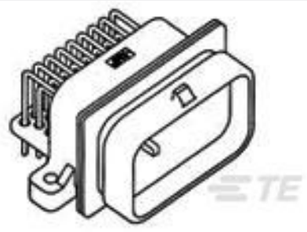

TE Part #6437288-2
SUPER SEAL 34POS CAP ASSY

TE Part #2-361329-2
HST300L-BK/100 C/Tie 300x3.6

Documents

Product Drawings

6P,2MM,B-B,REC,SRHZ,2.8,0.76AU,TR

English

3D PDF

3D

Customer View Model

ENG_CVM_CVM_2314938-6_A.2d_dxf.zip

English

Customer View Model

ENG_CVM_CVM_2314938-6_A.3d_igs.zip

English

Customer View Model

ENG_CVM_CVM_2314938-6_A.3d_stp.zip

English

By downloading the CAD file I accept and agree to the Terms and Conditions of use.

AMPMODU 2mm BOARD-TO-BOARD RECEPTACLES

English

AMPMODU 2mm interconnection system QRG

English

Product Specifications

Application Specification

English