

1-2315650-2 ✓ ACTIVE

Micro-MaTch | Micro-MaTch Value Line

TE Internal #: 1-2315650-2


Micro-MaTch Value Line, Ribbon Cable Connectors, Board-to-Board, 12 Positions, 1.27mm [.05in] Centerline, Vertical, Surface Mount

[View on TE.com >](#)



Connectors > PCB Connectors > Wire-to-Board Connectors > FFC, FPC & Ribbon Connectors > Ribbon Cable Connectors >

MALE-ON-BOARD CONNECTOR TOP-ENTRY



Connector System: **Board-to-Board**

Number of Positions: **12**

Centerline (Pitch): **1.27 mm [ .05 in ]**

PCB Mount Retention: **Without**

PCB Mount Orientation: **Vertical**

[All MALE-ON-BOARD CONNECTOR TOP-ENTRY \(27\)](#)

## Features

### Product Type Features

Connector Type	Connector Assembly
Ribbon Cable Connector Type	Female-on-Board
Ribbon Cable Connector Header Type	Shrouded
Connector Product Type	Connector Assembly
Connector System	Board-to-Board
Connector & Housing Type	Plug
Connector & Contact Terminates To	Printed Circuit Board

### Configuration Features

Number of Positions	12
PCB Mount Orientation	Vertical
Number of Rows	2

### Electrical Characteristics



Insulation Resistance	1000 MΩ
Operating Voltage	100 VAC

### Body Features

Daisy Chain	Without
Connector Profile	Standard

### Contact Features

PCB Contact Termination Area Plating Material Thickness	3 – 5 μm[118.11 – 196.85 μin]
Mating Tab Width	.7 mm[.028 in]
Mating Tab Thickness	.4 mm[.016 in]
Contact Type	Pin
Contact Mating Area Plating Material Thickness	3 – 5 μm[118.11 – 196.85 μin]
Contact Mating Area Plating Material	Tin
Contact Underplating Material	Nickel
PCB Contact Termination Area Plating Material	Tin
Contact Base Material	Copper Alloy
Contact Current Rating (Max)	1 A

### Termination Features

Rectangular Termination Post & Tail Thickness	.4 mm[.016 in]
Rectangular Termination Post & Tail Width	.5 mm[.02 in]
Termination Method to Printed Circuit Board	Surface Mount

### Mechanical Attachment

Mating Alignment	With
Contact Retention Type Within Housing	Press-Fit
PCB Mount Alignment	Without
Panel Mount Feature	Without
PCB Mount Retention	Without
Mating Alignment Type	Polarization
Mating Retention	Without
Connector Mounting Type	Board Mount

### Housing Features

Mating Entry Location	Top
Housing Material	PA 4.6



Housing Color	Black
---------------	-------

Centerline (Pitch)	1.27 mm[.05 in]
--------------------	-----------------

### Dimensions

Connector Length	18.5 mm[.728 in]
------------------	------------------

Connector Height	4.6 mm[.18 in]
------------------	----------------

PCB Thickness (Recommended)	1.6 mm[.062 in]
-----------------------------	-----------------

Row-to-Row Spacing	1.5 mm
--------------------	--------

### Usage Conditions

Operating Temperature Range	-30 – 85 °C[-22 – 185 °F]
-----------------------------	---------------------------

### Operation/Application

Solder Process Feature	Board Standoff
------------------------	----------------

Circuit Application	Signal
---------------------	--------

### Industry Standards

UL Flammability Rating	UL 94V-0
------------------------	----------

### Packaging Features

Packaging Method	Reel
------------------	------

## Product Compliance

[For compliance documentation, visit the product page on TE.com>](#)

EU RoHS Directive 2011/65/EU	Compliant
------------------------------	-----------

EU ELV Directive 2000/53/EC	Compliant
-----------------------------	-----------

China RoHS 2 Directive MIIT Order No 32, 2016	No Restricted Materials Above Threshold
---	---

EU REACH Regulation (EC) No. 1907/2006	Current ECHA Candidate List: JUN 2020 (209) Candidate List Declared Against: JAN 2020 (205) Does not contain REACH SVHC
--	---

Halogen Content	Not Low Halogen - contains Br or Cl > 900 ppm.
-----------------	--

Solder Process Capability	Reflow solder capable to 260°C
---------------------------	--------------------------------

#### Product Compliance Disclaimer

This information is provided based on reasonable inquiry of our suppliers and represents our current actual knowledge based on the information they provided. This information is subject to change. The part numbers that TE has identified as EU RoHS compliant have a maximum concentration of 0.1% by weight in homogenous materials for lead, hexavalent chromium, mercury, PBB, PBDE, DBP, BBP, DEHP, DIBP, and 0.01% for cadmium, or qualify for an exemption to these limits as defined in the Annexes of Directive 2011/65/EU (RoHS2). Finished electrical and electronic equipment products




will be CE marked as required by Directive 2011/65/EU. Components may not be CE marked. Additionally, the part numbers that TE has identified as EU ELV compliant have a maximum concentration of 0.1% by weight in homogenous materials for lead, hexavalent chromium, and mercury, and 0.01% for cadmium, or qualify for an exemption to these limits as defined in the Annexes of Directive 2000/53/EC (ELV). Regarding the REACH Regulation, the information TE provides on SVHC in articles for this part number is based on the latest European Chemicals Agency (ECHA) 'Guidance on requirements for substances in articles' posted at this URL: <https://echa.europa.eu/guidance-documents/guidance-on-reach>


## Compatible Parts



## Also in the Series | Micro-MaTch Value Line



## Customers Also Bought





## Documents

### Product Drawings

[12P MM VALUELINE MOB SMD, W/O P&P TAPE](#)

English

---

### CAD Files

[3D PDF](#)

3D

Customer View Model

[ENG\\_CVM\\_CVM\\_1-2315650-2\\_A.2d\\_dxf.zip](#)

English

Customer View Model

[ENG\\_CVM\\_CVM\\_1-2315650-2\\_A.3d\\_igs.zip](#)

English

Customer View Model

[ENG\\_CVM\\_CVM\\_1-2315650-2\\_A.3d\\_stp.zip](#)

English

By downloading the CAD file I accept and agree to the [Terms and Conditions](#) of use.

---

### Datasheets & Catalog Pages

[1-1773840-5\\_MICRO-MATCH-VALUE-LINE-ORG](#)

English

---

### Product Specifications

[Product Specification](#)

English