

2-2178713-0 ✓ ACTIVE

Micro-MaTch | Micro-MaTch Value Line

TE Internal #: 2-2178713-0


Micro-MaTch Value Line, Ribbon Cable Connectors, Cable-to-Board, 20 Positions, 1.27mm [.05in] Centerline, Vertical, Through Hole - Solder

[View on TE.com >](#)



Connectors > PCB Connectors > Wire-to-Board Connectors > FFC, FPC & Ribbon Connectors > Ribbon Cable Connectors >

PADDLE BOARD CONNECTOR VALUE-LINE



Connector System: **Cable-to-Board**

Number of Positions: **20**

Centerline (Pitch): **1.27 mm [.05 in]**

PCB Mount Retention: **With**

PCB Mount Retention Type: **Kinked Solder Tails**

[All PADDLE BOARD CONNECTOR VALUE-LINE \(9\)](#)

Features

Product Type Features

Connector Type	Connector Assembly
Ribbon Cable Connector Type	Paddleboard
Ribbon Cable Connector Header Type	Shrouded
Connector Product Type	Connector Assembly
Connector System	Cable-to-Board
Connector & Housing Type	Paddle-Board
Connector & Contact Terminates To	Printed Circuit Board, Wire & Cable

Configuration Features

Compatible With Wire & Cable Type	Ribbon Cable
Number of Positions	20
PCB Mount Orientation	Vertical
Number of Rows	2

Electrical Characteristics

Insulation Resistance	1000 M Ω
Operating Voltage	100 VAC

Body Features



Daisy Chain	With
Connector Profile	Standard

Contact Features

PCB Contact Termination Area Plating Material Thickness	3 – 5 μm [118.11 – 196.85 μin]
Contact Type	Pin
Wire Contact Termination Area Plating Material Thickness	1 μm [39.37 μin]
Wire Contact Termination Area Plating Material Finish	Matte
Wire Contact Termination Area Plating Material	Tin
Contact Mating Area Plating Material Thickness	3 – 5 μm [118.11 – 196.85 μin]
Contact Mating Area Plating Material	Tin
PCB Contact Termination Area Plating Material Finish	Matte
Contact Underplating Material	Nickel
PCB Contact Termination Area Plating Material	Tin
Contact Base Material	Copper Alloy
Contact Current Rating (Max)	1.3 A

Termination Features

Rectangular Termination Post & Tail Thickness	.4 mm[.016 in]
Rectangular Termination Post & Tail Width	.5 mm[.02 in]
Termination Post & Tail Length	3.2 mm[.125 in]
Termination Method to Printed Circuit Board	Through Hole - Solder
Termination Method to Wire & Cable	Insulation Displacement Crimp (IDC)

Mechanical Attachment

Mating Alignment	Without
Contact Retention Type Within Housing	Press-Fit
PCB Mount Alignment	With
PCB Mount Retention	With
PCB Mount Retention Type	Kinked Solder Tails
Mating Alignment Type	Polarization
Mating Retention	With
Mating Retention Type	Contact Friction
Connector Mounting Type	Board Mount

Housing Features

--	--



Housing Material	PBT GF
Housing Color	Black
Centerline (Pitch)	1.27 mm[.05 in]

Dimensions

Connector Length	28.9 mm[1.138 in]
Connector Height	5.1 mm[.2 in]
PCB Thickness (Recommended)	1.6 mm[.062 in]
Accepts Wire Insulation Diameter Range	.8 – 1 mm[.035 – .039 in]
Wire Size	.08 – .09 mm ²
Row-to-Row Spacing	2 mm[.059 in]

Usage Conditions

Operating Temperature Range	-30 – 85 °C[-22 – 185 °F]
-----------------------------	---------------------------

Operation/Application

Solder Process Feature	Board Standoff
Circuit Application	Signal

Industry Standards

UL Rating	Recognized
UL File Number	E28476
Agency/Standard	UL
UL Flammability Rating	UL 94V-0

Packaging Features

Packaging Quantity	2500
Packaging Method	Reel

Product Compliance

[For compliance documentation, visit the product page on TE.com>](#)

EU RoHS Directive 2011/65/EU	Compliant
EU ELV Directive 2000/53/EC	Compliant
China RoHS 2 Directive MIIT Order No 32, 2016	No Restricted Materials Above Threshold
EU REACH Regulation (EC) No. 1907/2006	Current ECHA Candidate List: JUN 2020 (209) Candidate List Declared Against: JAN 2020 (205) Does not contain REACH SVHC



Halogen Content Not Low Halogen - contains Br or Cl > 900 ppm.

Solder Process Capability Wave solder capable to 265°C

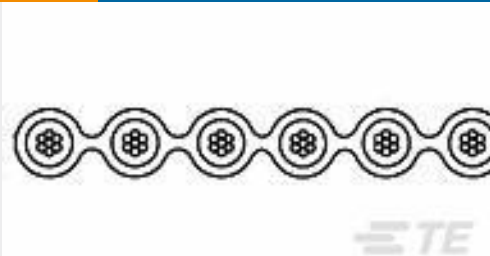
Product Compliance Disclaimer

This information is provided based on reasonable inquiry of our suppliers and represents our current actual knowledge based on the information they provided. This information is subject to change. The part numbers that TE has identified as EU RoHS compliant have a maximum concentration of 0.1% by weight in homogenous materials for lead, hexavalent chromium, mercury, PBB, PBDE, DBP, BBP, DEHP, DIBP, and 0.01% for cadmium, or qualify for an exemption to these limits as defined in the Annexes of Directive 2011/65/EU (RoHS2). Finished electrical and electronic equipment products will be CE marked as required by Directive 2011/65/EU. Components may not be CE marked. Additionally, the part numbers that TE has identified as EU ELV compliant have a maximum concentration of 0.1% by weight in homogenous materials for lead, hexavalent chromium, and mercury, and 0.01% for cadmium, or qualify for an exemption to these limits as defined in the Annexes of Directive 2000/53/EC (ELV). Regarding the REACH Regulation, the information TE provides on SVHC in articles for this part number is based on the latest European Chemicals Agency (ECHA) 'Guidance on requirements for substances in articles' posted at this URL: <https://echa.europa.eu/guidance-documents/guidance-on-reach>

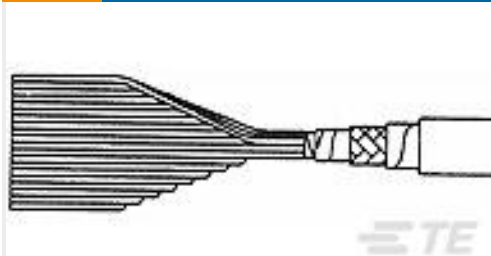
Compatible Parts



TE Model / Part # 57040-1
Madison Spec 100-4703 Rev. 7



TE Model / Part # 971111-1
20W FRC MADISON SPEC 100-4703 REV. 7




TE Model / Part # 5-1437373-3
301-20=20P 28AWG STRAND PVC UN REV. 7




TE Model / Part # 734024-1
ADAPTER (MICROMATCH)



TE Model / Part # 734155-1
TOOLING KIT ASSY.




TE Model / Part # 2-167019-0
20P. RIBBCBL 28AWG P1.27



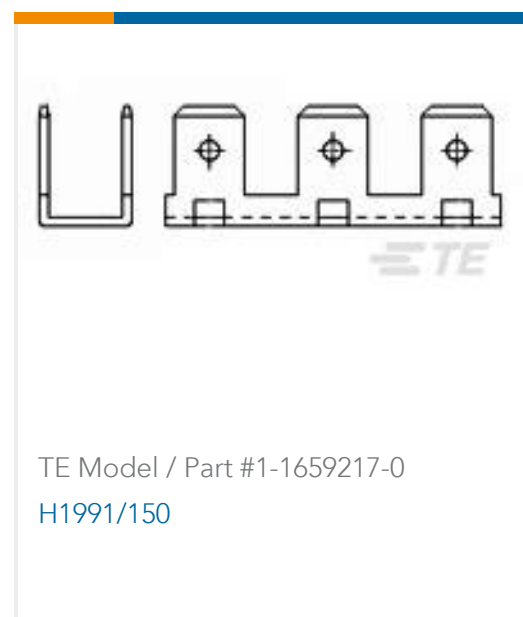

TE Model / Part # 2-438685-4
TERMINATION PUSHER

Also in the Series | Micro-MaTch Value Line



Ribbon Cable Connectors(108)

Customers Also Bought



Documents

Product Drawings

[20P, PBC, MICRO-MATCH VALUE LINE](#)

English

CAD Files

[3D PDF](#)

3D

Customer View Model

[ENG_CVM_CVM_2-2178713-0_1_c-2-2178713-0-1.2d_dxf.zip](#)

English

Customer View Model

[ENG_CVM_CVM_2-2178713-0_1_c-2-2178713-0-1.3d_igs.zip](#)

English

Customer View Model

[ENG_CVM_CVM_2-2178713-0_1_c-2-2178713-0-1.3d_stp.zip](#)

English

By downloading the CAD file I accept and agree to the [Terms and Conditions](#) of use.

Datasheets & Catalog Pages

[1-1773840-5_MICRO-MATCH-VALUE-LINE-ORG](#)

English

Product Specifications

[Application Specification](#)

English

[micro match miniature connector system](#)

2-2178713-0

Micro-MaTch Value Line, Ribbon Cable Connectors, Cable-to-Board, 20 Positions,
1.27mm [.05in] Centerline, Vertical, Through Hole - Solder



English