




Connectors > PCB Connectors > Board-to-Board Connectors > Board-to-Board Headers & Receptacles



PCB Connector Assembly Type: **PCB Mount Header**

PCB Mount Orientation: **Vertical**

Connector System: **Board-to-Board**

Number of Positions: **90**

Centerline (Pitch): **2 mm [.079 in]**

Features

Product Type Features

Series	Signal
PCB Connector Assembly Type	PCB Mount Header
Connector System	Board-to-Board
Header Type	Shrouded
Sealable	No
Connector & Contact Terminates To	Printed Circuit Board

Configuration Features

Sequencing	No
Number of Rows	5
Number of Signal Positions	90
PCB Mount Orientation	Vertical
Number of Positions	90
Board-to-Board Configuration	Vertical

Electrical Characteristics

Insulation Resistance	5 MΩ
-----------------------	------

Operating Voltage	30 VAC
-------------------	--------

Impedance	90 Ω
-----------	------

Contact Features

Contact Layout	Matrix
----------------	--------

PCB Contact Termination Area Plating Material Thickness	3.81 μm[150 μin]
---	------------------

Mating Post Length	6.5 mm[.256 in]
--------------------	-----------------

Contact Configuration	Signal
-----------------------	--------

PCB Contact Termination Area Plating Material	Tin-Lead
---	----------

Contact Base Material	Phosphor Bronze
-----------------------	-----------------

Contact Mating Area Plating Material	Gold
--------------------------------------	------

	30 μin
--	--------

Contact Type	Pin
--------------	-----

Contact Current Rating (Max)	3 A, 4.5 A
------------------------------	------------

Termination Features

Termination Post & Tail Length	4.25 mm[.167 in]
--------------------------------	------------------

Termination Method to Printed Circuit Board	Through Hole
---	--------------

Mechanical Attachment

PCB Mount Alignment Type	Locating Posts
--------------------------	----------------

Mating Alignment	With
------------------	------

Mating Alignment Type	Polarization
-----------------------	--------------

PCB Mount Retention	Without
---------------------	---------

PCB Mount Alignment	With
---------------------	------

Connector Mounting Type	Board Mount
-------------------------	-------------

Housing Features

Centerline (Pitch)	2 mm[.079 in]
--------------------	---------------

Housing Color	Natural
---------------	---------

Housing Material	LCP (Liquid Crystal Polymer)
------------------	------------------------------

Dimensions

Connector Width	18 mm[.709 in]
-----------------	----------------

Connector Height	17 mm[.669 in]
------------------	----------------

Usage Conditions

Operating Temperature Range	-55 – 125 °C[-67 – 257 °F]
-----------------------------	----------------------------



Operation/Application

Solder Process Feature	Board Standoff
Circuit Application	Signal

Industry Standards

UL Flammability Rating	UL 94V-0
------------------------	----------

Packaging Features

Packaging Quantity	16
Packaging Method	Tube

Other

Comment	Sequencing of the mating posts and lead lengths is available. Worksheets for this procedure may be found under Z-PACK 2mm FB General Information.
---------	---

Product Compliance

[For compliance documentation, visit the product page on TE.com>](#)

EU RoHS Directive 2011/65/EU	Not Compliant
EU ELV Directive 2000/53/EC	Not Compliant
China RoHS 2 Directive MIIT Order No 32, 2016	Restricted Materials Above Threshold
EU REACH Regulation (EC) No. 1907/2006	Current ECHA Candidate List: JAN 2019 (197) Candidate List Declared Against: JUN 2013 (144)
Halogen Content	Not Yet Reviewed for halogen content
Solder Process Capability	Pin-in-Paste capable to 260°C

Product Compliance Disclaimer

This information is provided based on reasonable inquiry of our suppliers and represents our current actual knowledge based on the information they provided. This information is subject to change. The part numbers that TE has identified as EU RoHS compliant have a maximum concentration of 0.1% by weight in homogenous materials for lead, hexavalent chromium, mercury, PBB, PBDE, DBP, BBP, DEHP, DIBP, and 0.01% for cadmium, or qualify for an exemption to these limits as defined in the Annexes of Directive 2011/65/EU (RoHS2). Finished electrical and electronic equipment products will be CE marked as required by Directive 2011/65/EU. Components may not be CE marked. Additionally, the part numbers that TE has identified as EU ELV compliant have a maximum concentration of 0.1% by weight in homogenous materials for lead, hexavalent chromium, and mercury, and 0.01% for cadmium, or qualify for an exemption to these limits as defined in the Annexes of Directive 2000/53/EC (ELV). Regarding the REACH Regulations, TE's information on SVHC in articles for this part number is still based on the European Chemical Agency (ECHA) 'Guidance on requirements for substances in articles' (Version: 2, April 2011), applying the 0.1% weight on weight concentration threshold at the finished product level. TE is aware of the European Court of Justice ruling of September 10th, 2015 also known as O5A (Once An Article Always An Article) stating that, in case of 'complex object', the threshold for a SVHC must be applied to both the product as a whole and simultaneously to each of the articles forming part of its composition. TE has evaluated this ruling based on the new ECHA "Guidance on requirements for substances in articles" (June 2017, version 4.0) and will be updating its statements accordingly.

Compatible Parts



TE Part # 5223004-3
FB-5R,ASY,090,SIG,REC,SL,
2.73




TE Part # 5223008-3
FB-5R,ASY,090,SIG,REC,
EN,3.55



TE Part # 223004-3
FB-5R,ASY,090,SIG,REC,SL,
2.73

Also in the Series | Z-PACK Future Bus+




Board-to-Board Headers &
Receptacles(168)



Hard Metric Backplane
Connectors(1)



PCB Connector Shrouds(9)



Rectangular Power
Connectors(35)

Customers Also Bought



TE Part #5-103911-3
60 SYSTEM 50 RCPT ASSY
DRRA



TE Part #5146893-2
1FHR,84,30A/S,S,C,S08,
09,10



TE Part #1415542-8
RM225024



TE Part #3-1415020-1
PT570N20



TE Part #4-2106003-2
Connector, SMT-IDC, 2
pos, 18AWG, black



TE Part #5-104076-2
60 SYS50 HDR DRST SHRD
W/SL SN



TE Part #3-2319848-1
END STACK DIP 10P G
RECESS SEAL TUBE



TE Part #2331373-1
DET SW3.50X2.8X1.5 JB
VERT. NO AG RL



Documents

Product Drawings

[FB-5R,ASY,090,SIG,HDR,SL,4.25](#)

English

CAD Files

Customer View Model

[ENG_CVM_CVM_223000-3_H.2d_dxf.zip](#)

English

3D PDF

3D

Customer View Model

[ENG_CVM_CVM_223000-3_H.3d_igs.zip](#)

English

Customer View Model

[ENG_CVM_CVM_223000-3_H.3d_stp.zip](#)

English

Product Specifications

[Application Specification](#)

English