

AMP DUOPLUG POW CON 2-9 P WITH PCB

LOCKG ACTIVE

RAST

TE Part # 2-1740533-4

TE Internal #: 2-1740533-4

[View on TE.com >](#)



Connectors > PCB Connectors > Card Edge Connectors > Standard Edge Connectors



Connector System: **Wire-to-Board**

Number of Positions: **4**

Centerline (Pitch): **5 mm [.197 in]**

Termination Method to Wire & Cable: **Insulation Displacement Crimp (IDC)**

Number of Rows: **1**

Features

Product Type Features

Wire/Cable Type	Stranded
Connector System	Wire-to-Board
Connector Style	Receptacle
Connector & Contact Terminates To	Printed Circuit Board

Configuration Features

Card Entry Style	Side
Number of Insulation Displacement Slots	4
Number of Power Positions	4
Number of Positions	4
Number of Rows	1
Connector Contact Load Condition	Fully Loaded
PCB Mount Orientation	Right Angle

Electrical Characteristics

Operating Voltage	250 V
-------------------	-------

Body Features

Keying Between Cavity Locations	2&3
---------------------------------	-----

Contact Features

Contact Transmits (Typical)	Power
Contact Type	Socket
Contact Mating Area Plating Material Thickness	3 – 6 μ m
Contact Mating Area Plating Material	Tin
PCB Contact Termination Area Plating Material	Tin
Contact Base Material	CuNiSi
Contact Current Rating (Max)	6 A

Termination Features

Termination Method to Wire & Cable	Insulation Displacement Crimp (IDC)
------------------------------------	-------------------------------------

Mechanical Attachment

Mating Alignment	With
Mating Alignment Type	Keyed
Mating Retention	Without
Contact Retention	With
Contact Retention Type	Locking Lance
PCB Mount Alignment	With
Panel Mount Feature	Without
PCB Mount Retention	Without
Connector Mounting Type	Cable Mount (Free-Hanging)

Housing Features

Housing Entry Configuration	One End Open
Centerline (Pitch)	5 mm[.197 in]
Housing Color	Natural
Housing Material	PA 6 GF

Dimensions

Height	7.3 mm[.287 in]
PCB Thickness (Recommended)	1.5 mm[.059 in]
Accepts Wire Insulation Diameter Range	2.2 mm[.087 in]
Wire Size	.35 – .75 mm ²

Usage Conditions

Operating Temperature Range	-40 – 110 °C[-40 – 230 °F]
-----------------------------	----------------------------

Operation/Application

Circuit Application	Signal
---------------------	--------

Industry Standards

UL Flammability Rating	UL 94V-0
------------------------	----------

Packaging Features

Packaging Method	Box
Packaging Quantity	7392

Product Compliance

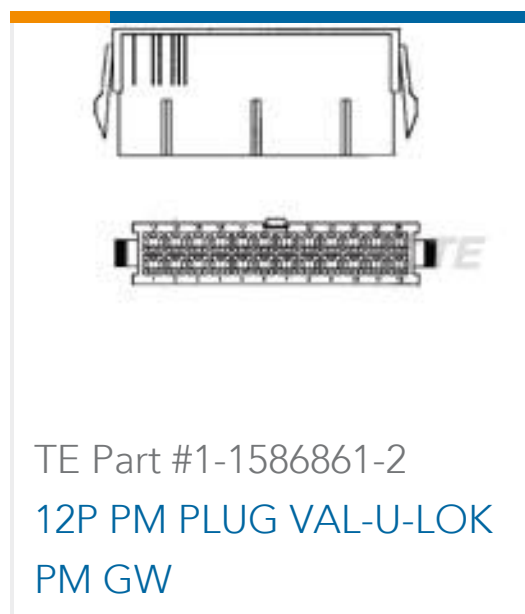
[For compliance documentation, visit the product page on TE.com>](#)

EU RoHS Directive 2011/65/EU	Compliant
EU ELV Directive 2000/53/EC	Compliant
China RoHS 2 Directive MIIT Order No 32, 2016	No Restricted Materials Above Threshold
EU REACH Regulation (EC) No. 1907/2006	Current ECHA Candidate List: JAN 2019 (197) Candidate List Declared Against: JAN 2019 (197)
Halogen Content	Not Low Halogen - contains Br or Cl > 900 ppm.
Solder Process Capability	Not applicable for solder process capability

Product Compliance Disclaimer

This information is provided based on reasonable inquiry of our suppliers and represents our current actual knowledge based on the information they provided. This information is subject to change. The part numbers that TE has identified as EU RoHS compliant have a maximum concentration of 0.1% by weight in homogenous materials for lead, hexavalent chromium, mercury, PBB, PBDE, DBP, BBP, DEHP, DIBP, and 0.01% for cadmium, or qualify for an exemption to these limits as defined in the Annexes of Directive 2011/65/EU (RoHS2). Finished electrical and electronic equipment products will be CE marked as required by Directive 2011/65/EU. Components may not be CE marked. Additionally, the part numbers that TE has identified as EU ELV compliant have a maximum concentration of 0.1% by weight in homogenous materials for lead, hexavalent chromium, and mercury, and 0.01% for cadmium, or qualify for an exemption to these limits as defined in the Annexes of Directive 2000/53/EC (ELV). Regarding the REACH Regulations, TE's information on SVHC in articles for this part number is still based on the European Chemical Agency (ECHA) 'Guidance on requirements for substances in articles' (Version: 2, April 2011), applying the 0.1% weight on weight concentration threshold at the finished product level. TE is aware of the European Court of Justice ruling of September 10th, 2015 also known as O5A (Once An Article Always An Article) stating that, in case of 'complex object', the threshold for a SVHC must be applied to both the product as a whole and simultaneously to each of the articles forming part of its composition. TE has evaluated this ruling based on the new ECHA "Guidance on requirements for substances in articles" (June 2017, version 4.0) and will be updating its statements accordingly.

Customers Also Bought



TE Part #1-1586861-2
12P PM PLUG VAL-U-LOK
PM GW




TE Part #926306-5
UMNL 5 WAY CAP HSG




TE Part #284930-8
DUOPLUG Standard,
female conn.




TE Part #3-1740533-3
AMP DUOPLUG POW
CONN. 3POS W.PCB
LOCKING



TE Part #1-282045-1
AMP MONO-SHAPE P.C.B.
CONN5P. G



TE Part #1-282045-3
AMP MONO-SHAPE PCB
CONN



TE Part #1-282050-1
AMP MONO-SHAPE P.C.B.
CONN10P.G



TE Part #1-284865-2
DUOPLUG SIDE LOCK
CONN. 12 POS.



TE Part #7-1415530-1
0430 27 0706 00



TE Part #7-1703060-6
STANDARD TIMER
SPECIAL HOUSING
UL94_V0

Documents

Product Drawings

AMP DUOPLUG POW CON 2-9 P WITH PCB LOCKG

English

CAD Files

3D PDF

3D

Customer View Model

[ENG_CVM_CVM_2-1740533-4_A.2d_dxf.zip](#)

English

Customer View Model

[ENG_CVM_CVM_2-1740533-4_A.3d_igs.zip](#)

English

Customer View Model

[ENG_CVM_CVM_2-1740533-4_A.3d_stp.zip](#)

English

Datasheets & Catalog Pages

[1654742_HOUSEHOLD_APPLIANCES_RAST2.5](#)



English

Product Specifications

[Application Specification](#)

English

[Application Specification](#)

English

Product Environmental Compliance

[MD_2-1740533-4_060520181159_dmtec](#)

English

[MD_2-1740533-4_060520181159_dmtec](#)

English

Agency Approvals

[VDE Certificate](#)

English