



BARRIER STRIPS



✓ Active

↓ **PRODUCT DRAWING**
English

↓ **3D PDF**

TE CONNECTIVITY (TE)

3PCV-03-006=3PCV ASSEMBLY

[Buchanan](#) | [3 Series](#)

3PCV-03-006

TE Internal Number: 3-1437646-9

Always EU RoHS/ELV Compliant

Barrier Style **Tri-Barrier**

Bottom Termination Style **Printed Circuit Pin**

Current Rating (A) **10**

Centerline **6.35 mm [.25 in]**

Number of Positions **3**

Product Drawings

[3PCV-XX-006 ASSEMBLY](#)

PDF
English

CAD Files

[3D PDF](#)

PDF
3D

[Customer View Model](#)

2D_DXF.ZIP
English

[Customer View Model](#)

3D_IGS.ZIP
English

[Customer View Model](#)

3D_STP.ZIP
English

Catalog Pages/Data Sheets

[1-1773458-2_BARRIER_STRIPS_QUICK_REFERENCE_GUIDE](#)

PDF
English

Please review product documents or [contact us](#) for the latest agency approval information. Please Note: Use the Product Drawing for all design activity.

Product Type Features

Block Style

Open Bottom with Standoffs

Product Type

Barrier Strip

Applies To

Printed Circuit Board

Configuration Features

Number of Positions

3

Number of Rows

1

	Number of Levels	1
Electrical Characteristics	Current Rating (A)	10
	Voltage (V)	300
	Current Rating (Max) (A)	10
Body Features	Barrier Style	Tri-Barrier
	Color	Black
Contact Features	Terminal Material	Copper Alloy
	Terminal Plating Finish	Bright
	Terminal Plating Material	Tin
Termination Features	Bottom Termination Style	Printed Circuit Pin
Mechanical Attachment	Top Hardware	Wire Clamp Combo Head
	Mounting Options	None
	Screw Material	Steel
	Screw Plating Material	Zinc
	Mounting Insert	Without
	Mounting Angle	Vertical
	Mounting Style	Direct (All Positions Filled)
	Mounting Ears	Without
	Screw Size	M3
Housing Features	Screw Head Type	Combo Phil-Slot
	Centerline	6.35 mm [.25 in]
	Housing Material	Thermoplastic
Dimensions	Wire Range	30 – 16 AWG [.05 – 1.3 mm²]
	Length	20.32 mm [.8 in]
Usage Conditions	Operating Temperature Range	120 °C [248 °F]
Industry Standards	UL Flammability Rating	UL 94V-0

Packaging Features

Packaging Quantity

400

Packaging Method

Carton

Other

Comment




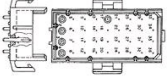
Do not order screw and captive clamp in combination with other top hardware., Other options available upon request, consult our Product Information Center.

Product Compliance

[Statement of Compliance](#)
PDF

[VIEW ALL PRODUCT COMPLIANCE](#)

CUSTOMERS ALSO BOUGHT

SIGNAL RELAYS	PCB D-SUB CONNECTORS	BARRIER STRIPS	RECTANGULAR POWER CONNECTORS
			
T81H5D312-24 T81H5D312-24	09 RCPT SP/MS STD 5745183-2	3PCV-05-006=3PCV ASSEMBLY 3PCV-05-006	06P MR HDR ASSY V0 RED 640500-1
Save to List Find Similar Products	Save to List Find Similar Products	Save to List Find Similar Products	Save to List Find Similar Products