



✓ Active

[↓](#) **PRODUCT DRAWING**
English

[↓](#) **3D PDF**

TE CONNECTIVITY (TE)

III+ PIN,18-14,15AU/FL,STRIP

AMP | Type III+

66359-9

TE Internal Number: 66359-9

Always EU RoHS/ELV Compliant

Product Type **Contact**

Wire/Cable Size (AWG) **18 – 14**

Wire/Cable Size (mm²) **.8 – 2**

Circuit Application **Signal**

Contact Type **Pin**

Product Drawings

[PIN ASSEMBLY, .062, TYPE III+](#)

PDF
English

CAD Files

[Customer View Model](#)

3D_IGS.ZIP
English

[Customer View Model](#)

3D_STP.ZIP
English

[Customer View Model](#)

2D_DXF.ZIP
English

[3D PDF](#)

PDF
3D

Catalog Pages/Data Sheets

[Signal Contacts](#)

PDF
English

[AMP Circular Connectors For Commercial Signal & Power Applications](#)

PDF
English

[M_SERIES_PIN_AND_SOCKET_CONNECTORS](#)

PDF
English

Product Specifications

Application Specification

[Type III+ \(Size 16\) Contacts](#)

PDF
English

Instruction Sheets

Instruction Sheet (U.S.)

[Selection Of Multimate Pin And Socket Contacts](#)

PDF
English

Selection Of Multimate Pin And Socket Contacts

PDF
Japanese

Please review product documents or [contact us](#) for the latest agency approval information. Please Note: Use the Product Drawing for all design activity.













Product Type Features	Product Type	Contact
Electrical Characteristics	Test Current (A)	13
Contact Features	Contact Type	Pin
	Contact Base Material	Brass
	Contact Mating Area Plating Material	Gold
	Contact Mating Area Plating Thickness (µin)	15
	Contact Termination Area Plating Material	Tin over Nickel
	Contact Termination Area Plating Finish	Matte
	Contact Size	16
Termination Features	Wire/Cable Size (AWG)	18 – 14
	Wire/Cable Size (mm ²)	.8 – 2
	Termination Type	Crimp
Dimensions	Accepts Wire Insulation Diameter Range	2.03 – 2.54 mm [.08 – .1 in]
Operation/Application	Circuit Application	Signal
Packaging Features	Packaging Method	Reel
	Packaging Quantity	4000
Other	Comment	Overall insulation crimp diameter, including crimp barrel, must not exceed 3.18 [.125].
	For Use With	CPC Connectors, G Series Connectors, M Series Connectors
	Wire/Cable Type	Discrete Wire

Product Compliance

[Statement of Compliance](#)
PDF

[VIEW ALL PRODUCT COMPLIANCE](#)

CUSTOMERS ALSO BOUGHT

<p>POWER CONTACTS</p>  <p>III+ SKT, 18-14, 15AU/FL, STRIP 66358-9</p> <p> Save to List</p> <p> Find Similar Products</p>	<p>AUTOMOTIVE, TRUCK, BUS, & OFF-ROAD TERMINALS</p>  <p>PIN, S&F, SIZE 16, 16-20AWG, GOLD 1060-16-0644</p> <p> Save to List</p> <p> Find Similar Products</p>	<p>RECTANGULAR POWER CONNECTORS</p>  <p>03P UMNL V0 PLUG HSG RED 1-350766-2</p> <p> Save to List</p> <p> Find Similar Products</p>	<p>AUTOMOTIVE, TRUCK, BUS, & OFF-ROAD HOUSINGS</p>  <p>DT RECP ASM DT04-12PB-L012</p> <p> Save to List</p> <p> Find Similar Products</p>
---	--	---	---