



Product Change Notification

Current Date: 03-Feb-2020

TE Connectivity

Product Change Notification: E-20-001405

PCN Date: 03-FEB-20

Customer: TTI, Inc. (1305175)

Location: Maisach-gernlinden

Agreement: TTI001

TE would like to inform you of the following change(s) to the listed TE Connectivity Product. In case of any further questions about this change(s), please contact your TE Connectivity Sales Engineer. Affected part, drawing and/or specification numbers are listed on the attached sheet(s).

General Product Description:

42POS. REC. HSG. MT2/JPT, ASS'Y

Description of Changes

Added wire size related notes in customer drawing.

Other attachments:

[E-20-001405](#)

[967281-R](#)

Reason for Changes:

Document Clarification. Customer task.

Estimated Dates:

Last Order Date (Obsolete Parts Only):

First Date To Ship (Changed Parts Only):

Last Ship Date (Obsolete Parts Only):

Last Date for Mixed Shipments: (Changed Parts Only):

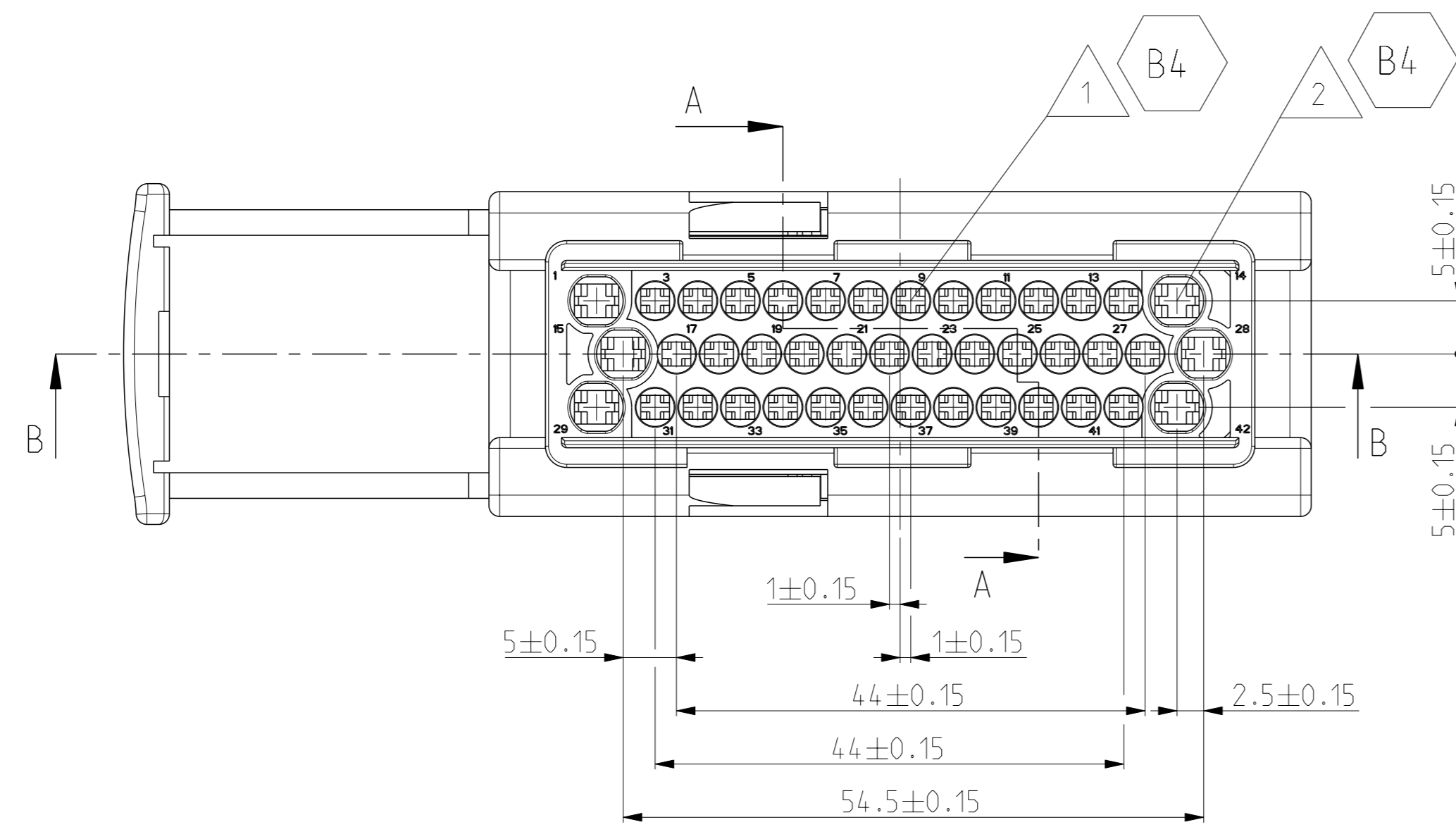
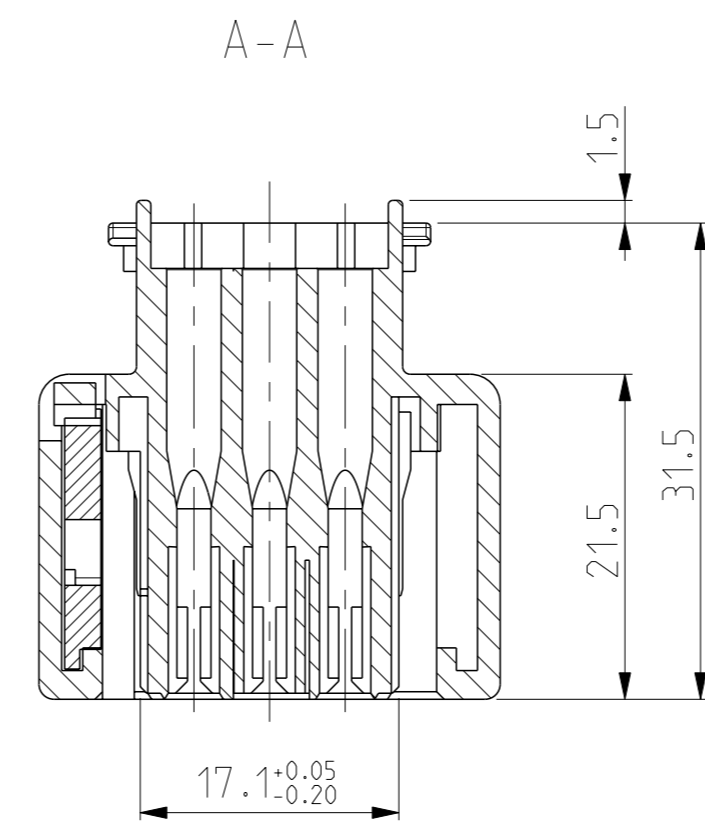
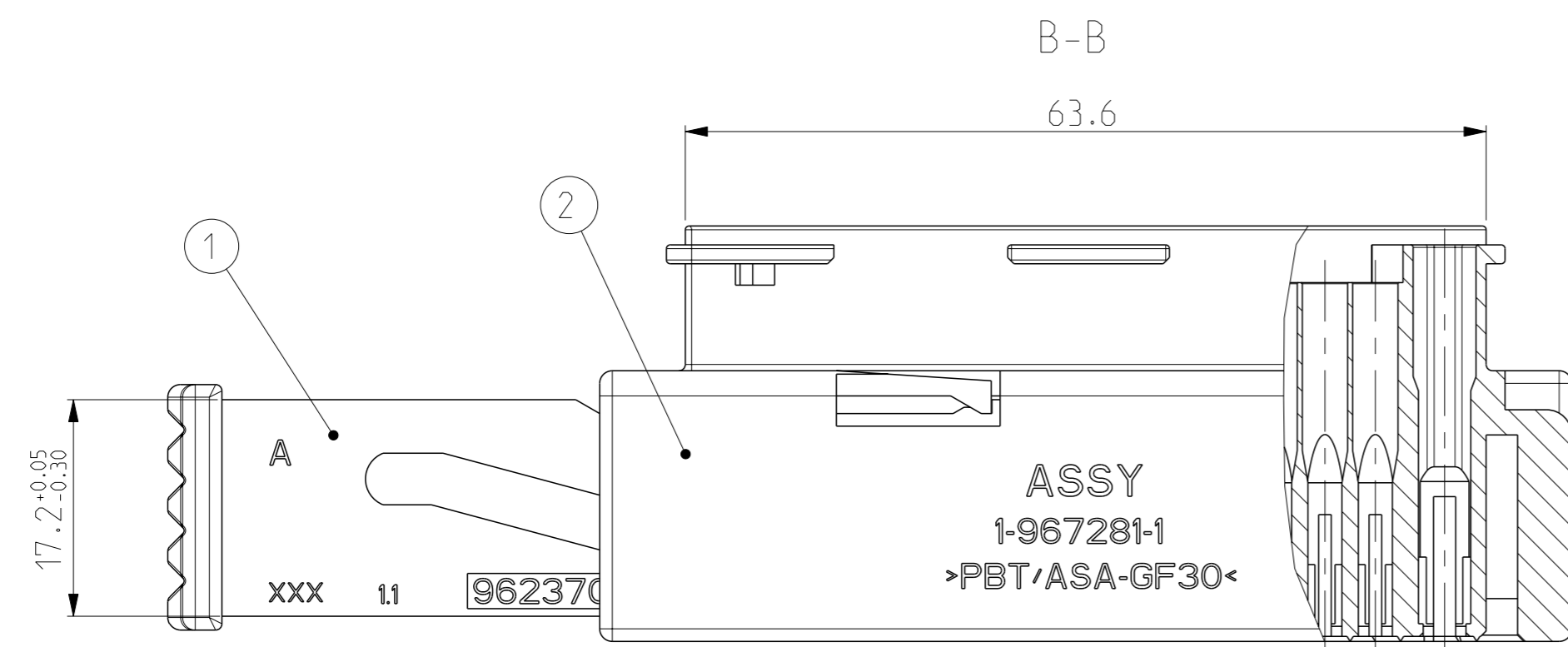
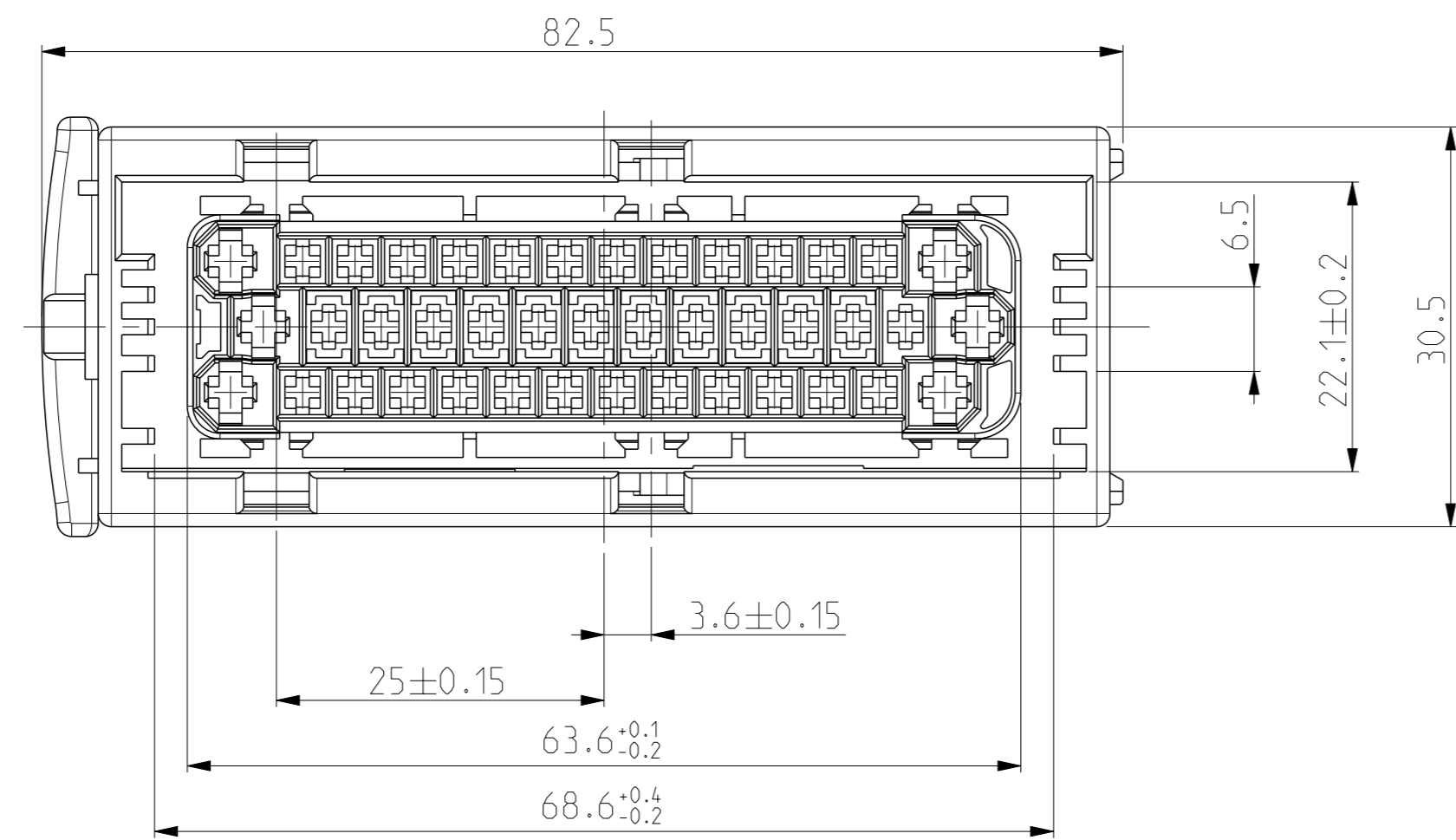
No Mixed Shipments

The documents listed below are being modified. Related parts that are not explicitly listed on this PCN are not being modified or discontinued as per the PCN. The Last Order Date, Last Ship Date, First Date to Ship Changed Parts and last date for Mixed Shipments apply only to parts explicitly listed on this PCN.

Note: This PCN contains only document changes, these changes do not affect the form, fit or function of the parts referenced.

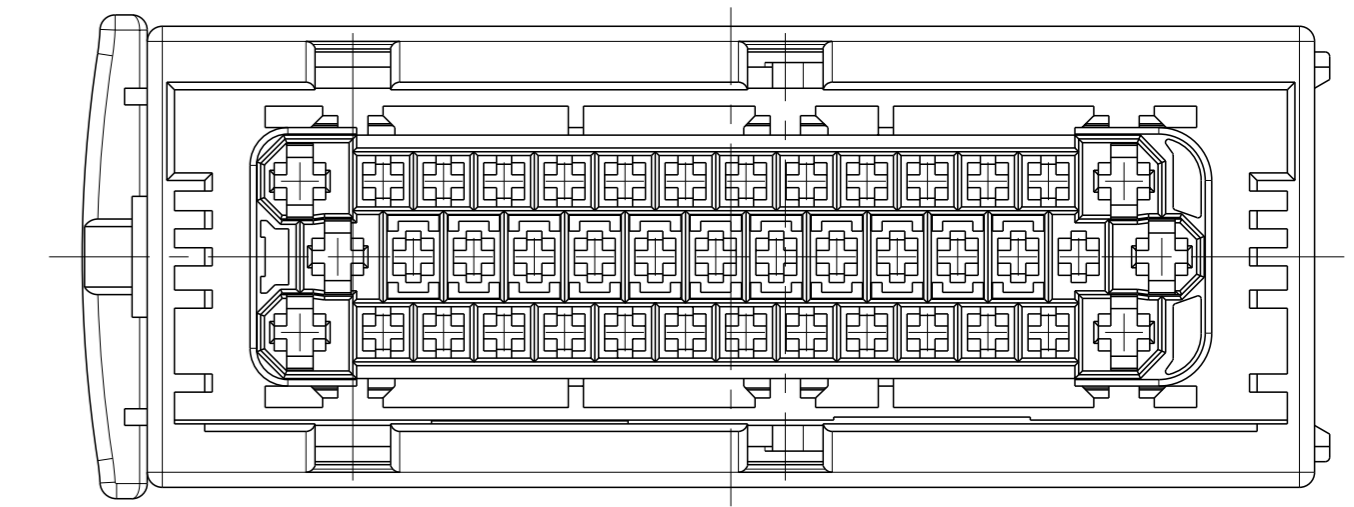
Customer Drawing(s) Being Modified:

Drawing Number	Related Part Number	Customer Part Number	Current Revision	New Revision
967281	1-967281-1	TYC1-967281-1	B3	



REVISIONS					
#	DATE	DESCRIPTION	DATE	OWN	APVD
B1	06SEP2006	SEE E-06-021419	06SEP2006	LN	TK
B2	28MAR2011	REVISED PER ECO-11-005150	28MAR2011	RK	HMR
B3	12MAR2013	SEE E-13-004481	12MAR2013	SK	RH
B4	29JAN2020	ADDED WIRE SIZE RELATED NOTES	29JAN2020	JJH	KPY

Kodierung A1



DELIVERY POSITION
SLIDE IN CLOSED POSITION
Anlieferungszustand
Assy in Endraststellung montiert

- B4 1** CONTACT CAVITIES SUITABLE FOR MICRO TIMER CONTACT 2 WITH SWS ACC. TO PRODUCT GROUP DRAWING: TE NO.: 1355045
MAX WIRE SIZE: 1.0mm² FLR
Kontaktkammern passend fuer Micro Timer Kontakt 2 mit EDS gemaess Productt Gruppenzeichnung
TE NO.: 1355045
Max. Drahtgrossenbereich: 1.0mm² FLR
- B4 2** CONTACT CAVITIES SUITABLE FOR JUNIOR POWET TIMER WITH SWS ACC. TO PRODUCT GROUP DRAWING: TE NO.: 1355046
MAX WIRE SIZE: 2.5mm² FLR
Kontaktkammern passend fuer Micro Timer Kontakt 2 mit EDS gemaess Productt Gruppenzeichnung
TE NO.: 1355046
Max. Drahtgrossenbereich: 2.5mm² FLR

1	42POS. REC. HSG. COD. A1	PBT/ASA-GF30	BLACK	2
1	SLIDE FOR 42POS. REC. HSG.	PBT-GF30	RED	1
QTY	DESCRIPTION	MATERIAL	COLOUR	POS
B	ASSY REVISION			
1-...-1	ASSY ORDER			

THIS DRAWING IS A CONTROLLED DOCUMENT. DIMENSIONING AND TOLERANCING PER GPS (ISO STANDARDS) UNLESS OTHERWISE SPECIFIED:		OWN: L. Nguyen, 20APR2006 CHK: T. Kilian, 21APR2006		
DIMENSIONS: mm	TOLERANCES UNLESS OTHERWISE SPECIFIED:	APVD: -	NAME: 42POS. REC. HSG. MT2/JPT. ASS'Y	RESTRICTED TO:
0 PLC ±0.5	1 PLC ±0.5	PRODUCT SPEC: -	42pol. Buchsengehaeuse	
2 PLC ±0.5	3 PLC ±0.5	APPLICATION SPEC: -		
4 PLC ±0.0001	ANGLES ±0.2°	SIZE: -	SIZE: 00779	CAGE CODE: -
MATERIAL: SEE TABLE	FINISH: -	WEIGHT: -	DRAWING NO: C=967281	SCALE: 2:1
		CUSTOMER DRAWING		SHEET 1 OF 1

PCN Description of Eng. Changes

PCN No.
OEM / CAM informed
Estimated First Date for samples

E-20-001405					
Not necessary					

Picture:

EXISTING DRAWING

ILLUSTRATION OF CHANGES

UPDATED DRAWING

x	Potential Impact for Customer	x	Product Type	x	Change Type	x	Kind of Change	x	Change Feature	Remark / Free text
		x	CONNECTOR HOUSINGS	x	No Form, Fit, Function	x	Drawing	x	Drawing Change	Wire size related notes are added in customer drawing