


Type RP73 Series

Type RP73 Series



The RP73 Resistor series is a stable Thin Film chip resistor range offering increased power dissipation, higher temperature capabilities and increased working voltages compared to the standard RN73 series.

The resistor is produced by sputtering a metal film onto high grade alumina and protecting with 3 complete printed layers.

Values are normally offered in E96 and E24 series.

The RP73 Resistor has accurate and uniform physical dimensions to reduce placement problems.

Due to special technologies employed to produce tight tolerances, low TCR devices at high values the RP73 series is not individually part marked.

Key Features

- High Precision - Tolerances down to 0.05%
- Low TCR - Down to 5ppm/C
- Stable High Frequency Performance
- Operating Temperature -55C ~ +155C
- Increased Power Rating - Up to 1.0W
- 200V DC Operating Voltage
- Range of Packaging options

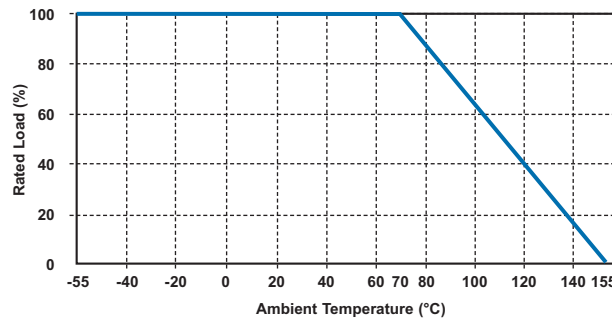
Characteristics - Electrical

| | 0603 (1J) | 0805 (2A) | 1206 (2B) | 2010 (2H) | 2512 (3A) |
|---------------------------|--------------|-----------|-----------|-----------|-----------|
| Rated Power | 0.1W | 0.125W | 0.25W | 0.50W | 1.0W |
| Maximum Working Voltage | 50V | 150V | 200V | 200V | 200V |
| Maximum Overload Voltage | 100V | 300V | 400V | 400V | 400V |
| Working Temperature Range | -55C - +155C | | | | |
| Rated Ambient Temperature | 70°C | | | | |

Characteristics - Resistance Value Range

| Package Size | Package Code | TCR (ppm/°C) | Resistance Range E-24, E-96 Series | Tolerance % |
|--------------|--------------|-----------------|------------------------------------|-----------------------|
| 0603 | 1J | 5ppm | 49R9 ~ 8K0 | 0.05%, 0.1%, 0.5%, 1% |
| | | 10/15 ppm | 25R ~ 100K | 0.05% |
| | | 10/15/25/50 ppm | 4R7 ~ 332K | 0.1%, 0.5%, 1% |
| 0805 | 2A | 5ppm | 49R9 ~ 16K | 0.05%, 0.1%, 0.5%, 1% |
| | | 10/15 ppm | 25R ~ 200K | 0.05% |
| | | 10/15/25/50 ppm | 4R7 ~ 499K | 0.1%, 0.5%, 1% |
| 1206 | 2B | 5ppm | 49R9 ~ 30K | 0.05%, 0.1%, 0.5%, 1% |
| | | 10/15 ppm | 25R ~ 499K | 0.05% |
| | | 10/15/25/50 ppm | 4R7 ~ 1M0 | 0.1%, 0.5%, 1% |
| 2010 | 2H | 5ppm | 49R9 ~ 30K | 0.05%, 0.1%, 0.5%, 1% |
| | | 10/15 ppm | 25R ~ 499K | 0.05% |
| | | 10/15/25/50 ppm | 4R7 ~ 1M0 | 0.1%, 0.5%, 1% |
| 2512 | 3A | 5ppm | 49R9 ~ 50K | 0.05%, 0.1%, 0.5%, 1% |
| | | 10/15 ppm | 25R ~ 499K | 0.05% |
| | | 10/15/25/50 ppm | 4R7 ~ 1M0 | 0.1%, 0.5%, 1% |

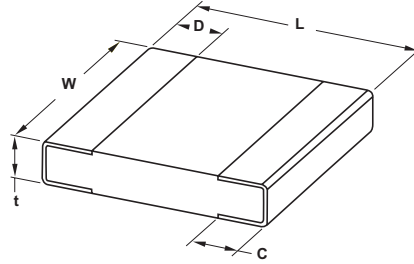
Power Derating Curve



For resistors operated in ambient temperatures above 70°C, power rating must be derated in accordance with this curve.

Type RP73 Series

Dimensions



| Part Number | L ±0.2 | W ±0.2 | C | D+0.2/-0.1 | t ±0.1 |
|-------------|--------|--------|-------------|------------|--------|
| RP73 1J | 1.6 | 0.8 | 0.3 +/- 0.2 | 0.3 | 0.4 |
| RP73 2A | 2.0 | 1.25 | 0.4 +/- 0.2 | 0.3 | 0.5 |
| RP73 2B | 3.2 | 1.6 | 0.5 +/- 0.2 | 0.4 | 0.6 |
| RP73 2H | 4.9 | 2.4 | 0.6 +/- 0.2 | 0.5 | 0.6 |
| RP73 3A | 6.3 | 3.1 | 0.6 +/- 0.2 | 0.5 | 0.6 |

Solderability - 235°C 2 seconds
 DIN IEC 68T2 - 20 Ta Meth. 1
 Max Soldering Temperature - 260°C 10 seconds
 DIN IEC 68 T2 - 20, Tb Meth. 1A

Handling Recommendations

When flow soldering - the land width must be smaller than the chip resistor width to properly control the solder application. Generally, the land width can be chip resistor width (W) x 0.7 to 0.8. When reflow soldering - solder application amount can be adjusted. Thus the land width can be set to W x 1.0 to 1.3.

How to Order

| RP73 | C | 2A | 1K0 | B | TN |
|---|--|---|--|---|--|
| Common Part | Temp. Coefficient | Package Size | Resistor Value | Tolerance | Packaging |
| RP73 - SMD Precision High Power, High Temperature | A - ±5ppm/°C C - ±10ppm/°C D - ±15ppm/°C F - ±25ppm/°C G - ±50ppm/°C | 1J - 0603 2A - 0805 2B - 1206 2H - 2010 3A - 2512 | 100R (100 ohms) 1K0 (1000 ohms) 10K (10,000 ohms) 100K (100,000 ohms) 1M0 (1,000,000 ohms) | A - ±0.05% B - ±0.1% D - ±0.5% F - ±1% | TG - Cut Tape (250 pcs) TDF - Reel (1000 pcs) TD - Reel (5000 pcs) |