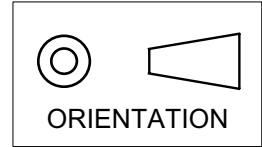


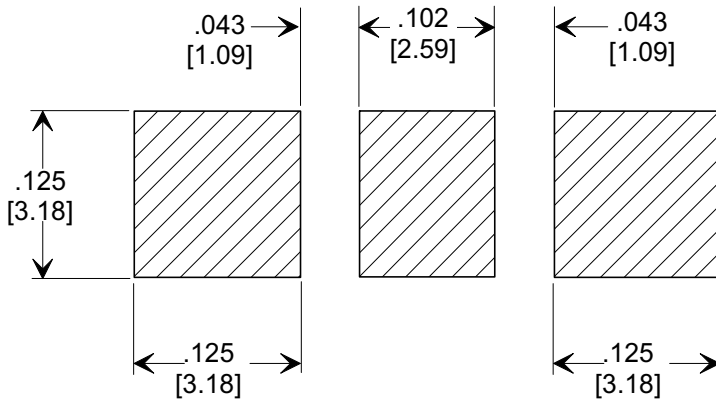
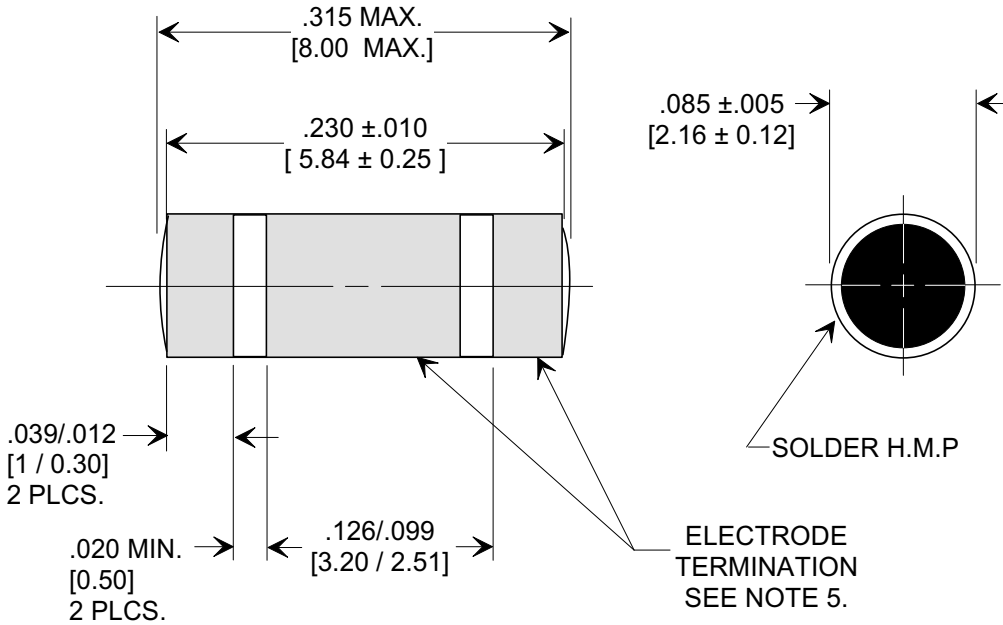
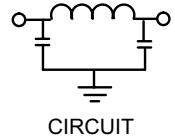
MARKETING SALES DRAWING

DIMENSIONS IN INCHES - DO NOT SCALE THIS DRAWING
 DIMENSIONS IN METRIC []

This drawing is the property of Tusonix, Inc., and may not be used, reproduced, published or disclosed to others without expressed authorization by Tusonix Inc.



Electrical Testing
 per Tusonix standard
 test plans and Mil-Std-202
 Test Methods.



NOTES:

- INDUCTANCE TO BE 0.1 μH MINIMUM.
- PACKAGE: BULK OR BLISTER TAPE TO IEC-60286-3 TYPE II AND EIA-481-A.
- TUSONIX STANDARD PART NUMBER: 4700-053.
 TUSONIX RoHS COMPLIANT PART NUMBER: 4700-053 LF.
 CUSTOMER MUST SPECIFY STANDARD OR RoHS PART NUMBER WHEN ORDERING.
- PART MARKING: STANDARD PART: NO MARKING RoHS PART: LABELED ON PACKAGING ONLY.
- TERMINATION: STANDARD PART: SOLDER RoHS COMPLIANT PART: MATTE TIN.

CAP.	TOLERANCE	WVDC +125°C	TEST VOLTAGE	I.R.MIN. @ 100 (VDC.)	IDC	ELECTRODE TERMINATION	TYPICAL NO LOAD INSERTION LOSS dB AT 25°C PER MIL-STD-220		
							10 MHZ	100 MHZ	1 GHZ
2000 pF	GMV	100	300 VDC	10 G Ω	10 A	SOLDER	10	45	70

X-2015 Rev-0

REVISION RECORD	Original Release	0
	DELETED ITEMS 000, 001, 002 & 007. S.M. 01-16-97	8
	DIM. .085 ±.005 WAS .083 ±.004. S.M. 07-1598	9
	19980715-8-03	10
	DIM .090 WAS .085. REVISED MOUNTING PAT. ADDED ITEMS FROM 4700-050. S.M. 09-19-01	11
20010918-3-01	12	
REVISED DWG. DRAWING MADE FOR EACH VAR. S.M. 02-13-03	13	
20030213-1-06		
ADDED AND REVISED NOTES. S.M. 01-23-06		
20060119-3-02		

--TOLERANCES--
 Unless Otherwise Specified
 DECIMAL ± .005 [0.12]
 ANGLES ±

Title **SURFACE MOUNT ROUND STYLE PI FILTER**

Drawn FG 9-9-94 Scale 9 X

Approved NV 9-9-94

TUSONIX
 TUCSON, ARIZONA

A **4700-053**