

Features

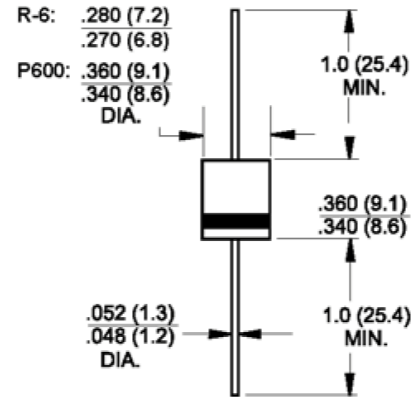
- ◆ Low forward voltage drop
- ◆ High current capability
- ◆ High reliability
- ◆ High surge current capability



R-6 or P600

Mechanical Data

- ◆ Case: Molded plastic R-6
- ◆ Epoxy: UL 94V-O rate flame retardant
- ◆ Lead: Axial leads, solderable per MIL-STD-202, Method 208 guaranteed
- ◆ Polarity: Color band denotes cathode end
- ◆ High temperature soldering guaranteed: 250°C/10 seconds .375" (9.5mm) lead lengths at 5 lbs., (2.3kg) tension
- ◆ Weight: 0.074 ounce, 2.105 grams



Dimensions in inches and (millimeters)

Maximum Ratings and Electrical Characteristics

Ratings at 25°C ambient temperature unless otherwise specified.

Single phase, half wave, 60Hz, resistive or inductive load.

For capacitive load, derate current by 20%

Parameter	Symbols	6A05G	6A1G	6A2G	6A4G	6A6G	6A8G	6A10G	Units
Maximum repetitive peak reverse voltage	V_{RRM}	50	100	200	400	600	800	1000	Volts
Maximum RMS voltage	V_{RMS}	35	70	140	280	420	560	700	Volts
Maximum DC blocking voltage	V_{DC}	50	100	200	400	600	800	1000	Volts
Maximum average forward rectified current 0.375" (9.5mm) lead length @ $T_A=50^\circ\text{C}$	I_{AV}	6.0							Amps
Peak forward surge current, 8.3 ms single half sine-wave superimposed on rated load (JEDEC Method)	I_{FSM}	400.0							Amps
Maximum instantaneous forward voltage @ 6.0A	V_F	1.1	1.0					Volts	
Maximum DC reverse current @ $T_A=25^\circ\text{C}$ at rated DC blocking voltage @ $T_A=125^\circ\text{C}$	I_R	10.0					100	μA	
Typical junction capacitance (Note 1)	C_J	100					pF		
Operating junction temperature range	T_J	-55 to +150							$^\circ\text{C}$
Storage temperature range	T_{STG}	-55 to +150							$^\circ\text{C}$

Notes: 1. Measured at 1 MHz and Applied Reverse Voltage of 4.0 V D.C.

RATINGS AND CHARACTERISTIC CURVES

($T_A = 25^\circ\text{C}$ unless otherwise noted)

FIG.1- MAXIMUM FORWARD CURRENT DERATING CURVE

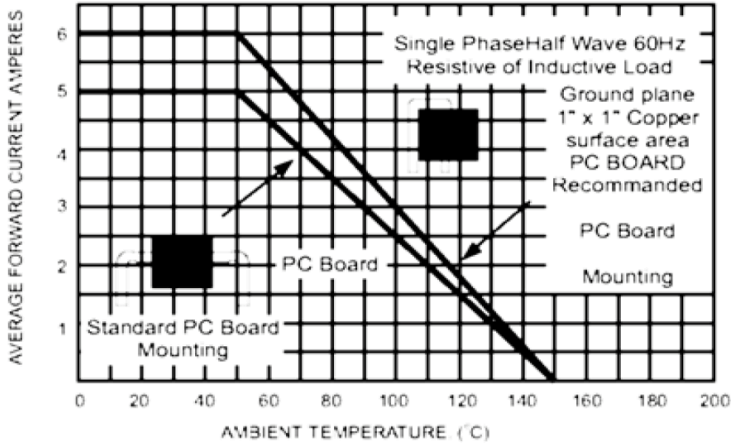


FIG.2- MAXIMUM NON-REPETITIVE FORWARD SURGE CURRENT

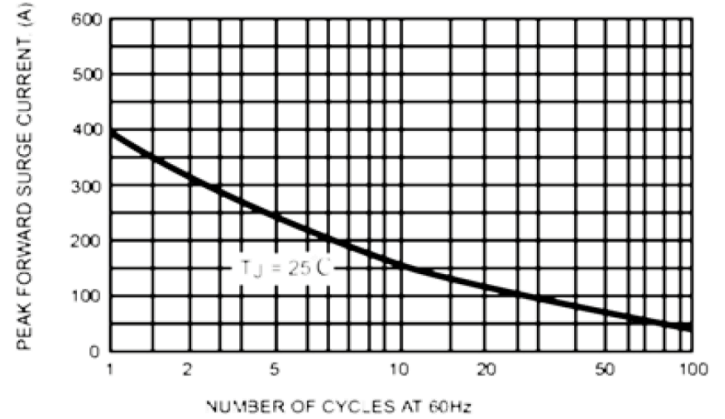


FIG.3- TYPICAL FORWARD CHARACTERISTICS

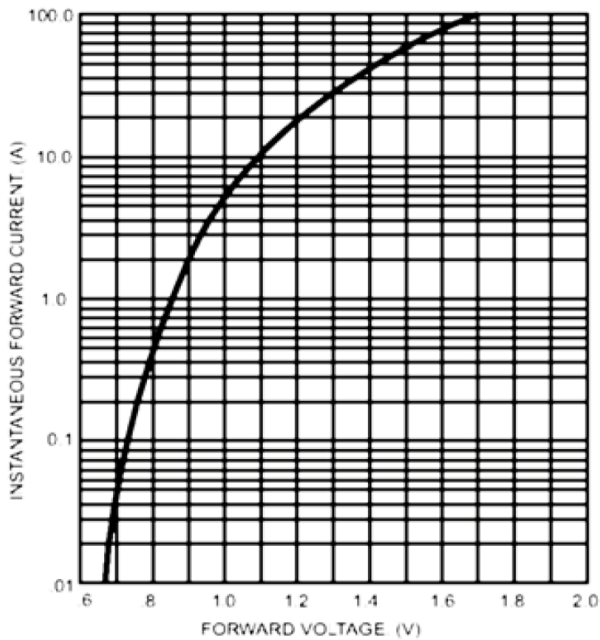


FIG.4- TYPICAL JUNCTION CAPACITANCE

