

SMD Power Inductor CDRH10D68/A



Description

- Ferrite drum core construction.
- Magnetically shielded.
- L × W × H: 10.5 × 10.5 × 7.0 mm Max.
- Product weight: 2.6 g(Ref.)
- Moisture Sensitivity Level: 1
- RoHS compliance.
- Qualification to AEC-Q200.

Environmental Data

- Operating temperature range: -40°C ~ +125°C (including coil's self temperature rise)
- Storage temperature range: -40°C ~ +85°C
- Solder reflow temperature: 260 °C peak.

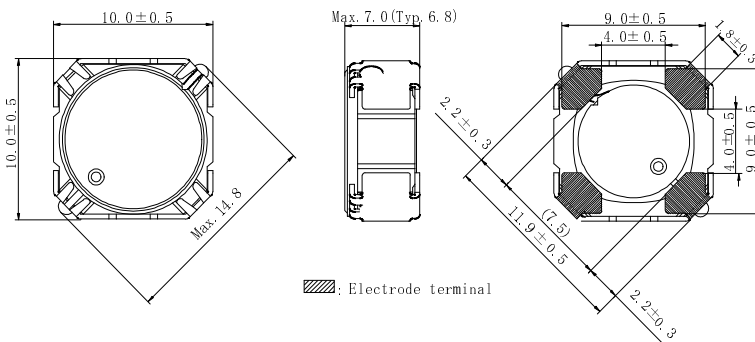
Packaging

- Carrier tape and reel packaging
- 13.0" diameter reel
- 500pcs per reel

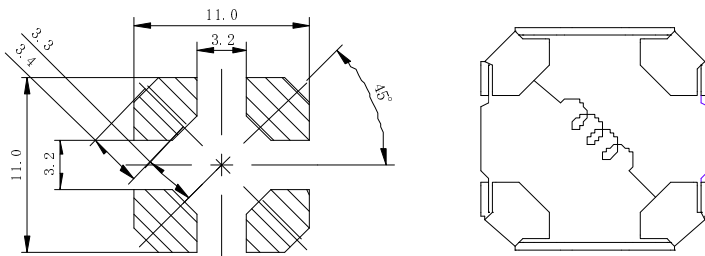
Applications

- Automotive and other high temperature, high reliability application.

Dimension - [mm]



Land pattern and Schematics - [mm]



SMD Power Inductor

CDRH10D68/A



Electrical Characteristics

Part Name	Stamp	Inductance (μ H) ※1	D.C.R. (m Ω) [Max.] (Typ.) (at 20°C)	Rated current (A) (at 125°C) ※2
CDRH10D68/ANP-100MC	100	10 μ H \pm 20%	26.3(21)	3.05
CDRH10D68/ANP-120MC	120	12 μ H \pm 20%	28.8(23)	2.80
CDRH10D68/ANP-150MC	150	15 μ H \pm 20%	35.0(28)	2.55
CDRH10D68/ANP-180MC	180	18 μ H \pm 20%	37.5(30)	2.42
CDRH10D68/ANP-220MC	220	22 μ H \pm 20%	51.3(41)	2.05
CDRH10D68/ANP-270MC	270	27 μ H \pm 20%	63.8(51)	1.90
CDRH10D68/ANP-330MC	330	33 μ H \pm 20%	80.0(64)	1.68
CDRH10D68/ANP-390MC	390	39 μ H \pm 20%	100(80)	1.50
CDRH10D68/ANP-470MC	470	47 μ H \pm 20%	125(100)	1.32
CDRH10D68/ANP-560MC	560	56 μ H \pm 20%	156(125)	1.24
CDRH10D68/ANP-680MC	680	68 μ H \pm 20%	191(153)	1.12
CDRH10D68/ANP-820MC	820	82 μ H \pm 20%	215(172)	1.03
CDRH10D68/ANP-101MC	101	100 μ H \pm 20%	250(200)	0.92
CDRH10D68/ANP-121MC	121	120 μ H \pm 20%	273(218)	0.88
CDRH10D68/ANP-151MC	151	150 μ H \pm 20%	359(287)	0.77
CDRH10D68/ANP-181MC	181	180 μ H \pm 20%	463(370)	0.70
CDRH10D68/ANP-221MC	221	220 μ H \pm 20%	590(472)	0.63
CDRH10D68/ANP-271MC	271	270 μ H \pm 20%	674(539)	0.58
CDRH10D68/ANP-331MC	331	330 μ H \pm 20%	740(592)	0.52
CDRH10D68/ANP-391MC	391	390 μ H \pm 20%	986(789)	0.47
CDRH10D68/ANP-471MC	471	470 μ H \pm 20%	1105(884)	0.45
CDRH10D68/ANP-561MC	561	560 μ H \pm 20%	1206(965)	0.40

※1 Measuring condition inductance at 100kHz.

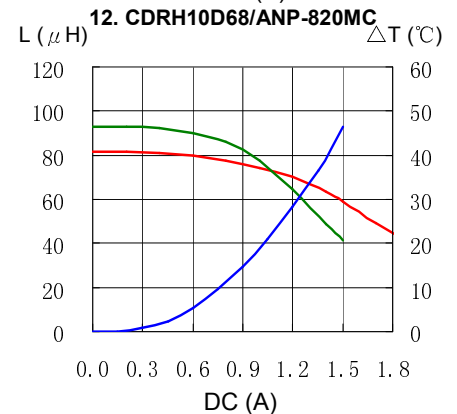
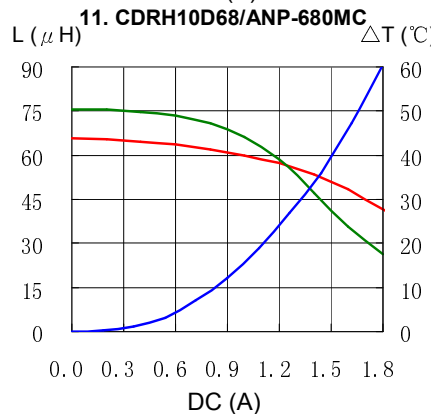
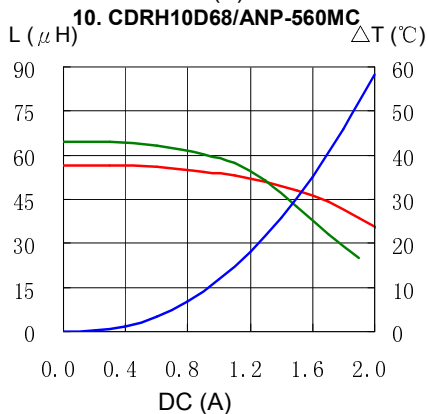
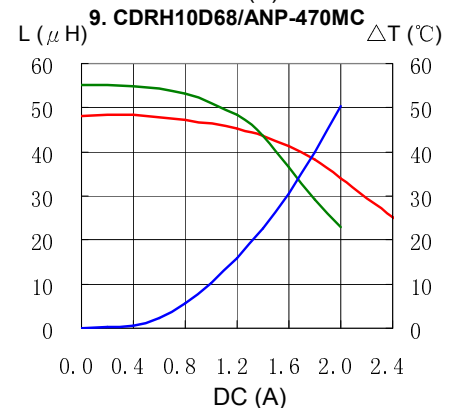
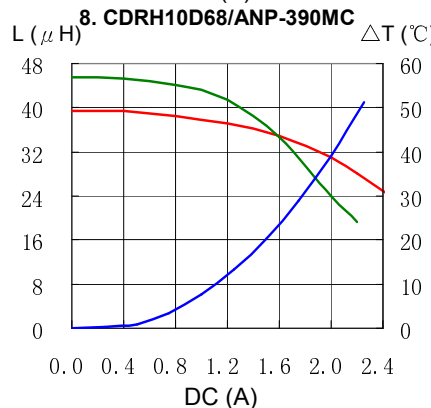
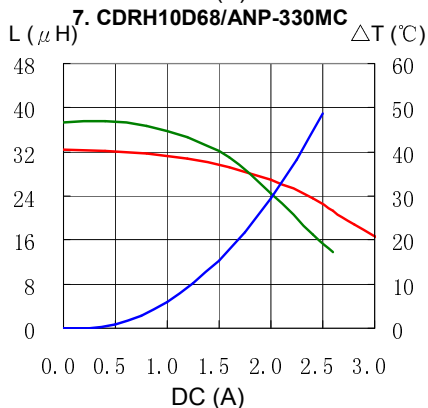
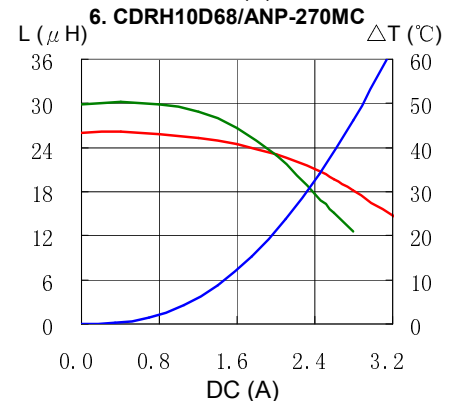
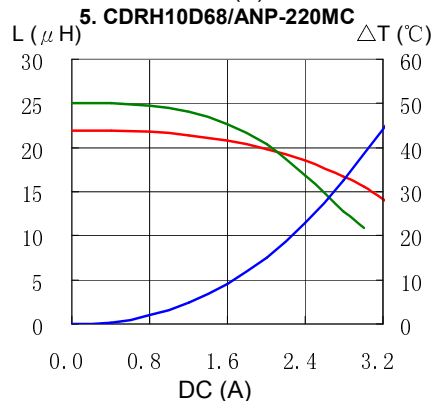
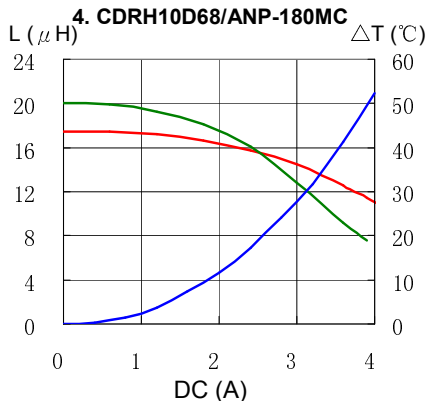
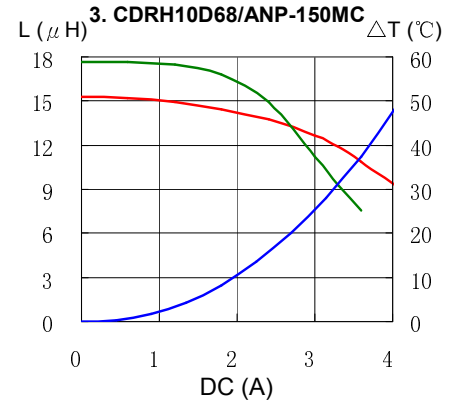
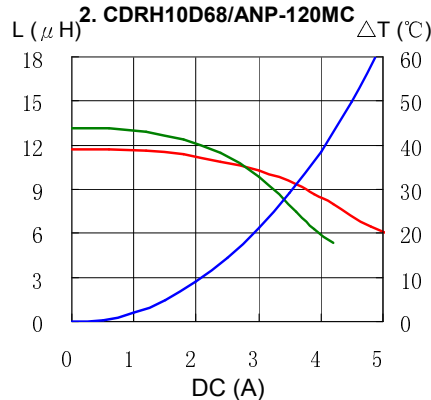
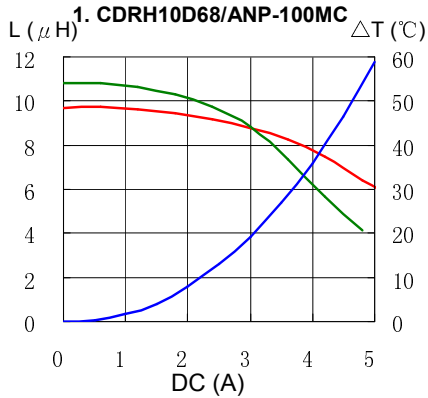
※2. Rated current: The DC current at which the inductance decreases to 65% of its nominal value or when $\Delta t=30^{\circ}\text{C}$, whichever is lower .

SMD Power Inductor CDRH10D68/A



Saturation Current & Temperature Rise Graph

— L (20°C) — L (125°C) — ΔT

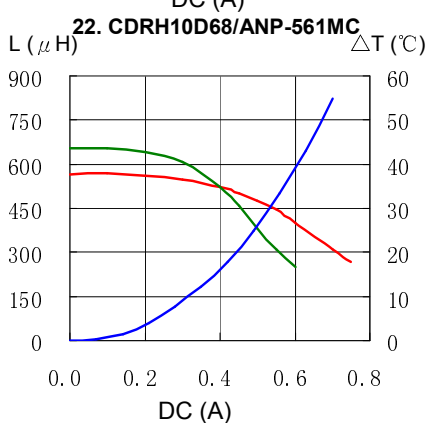
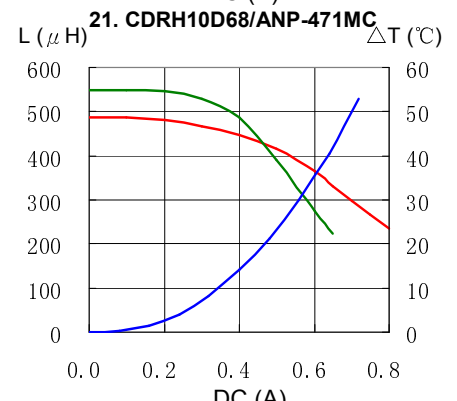
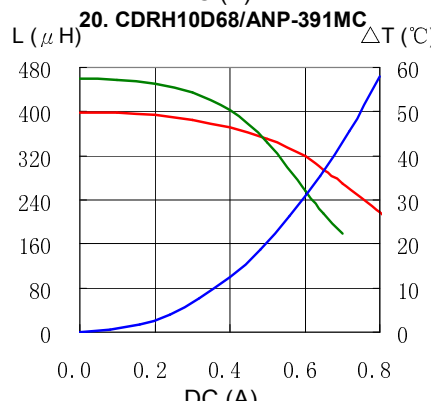
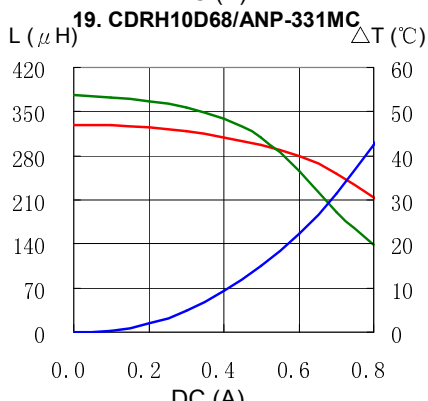
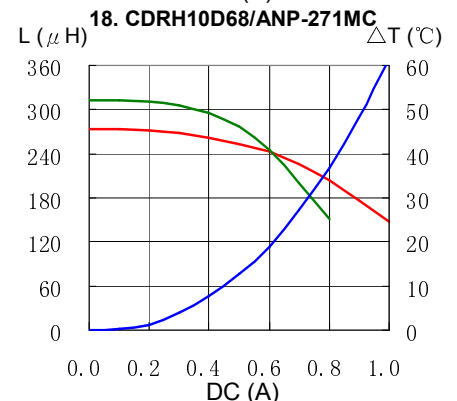
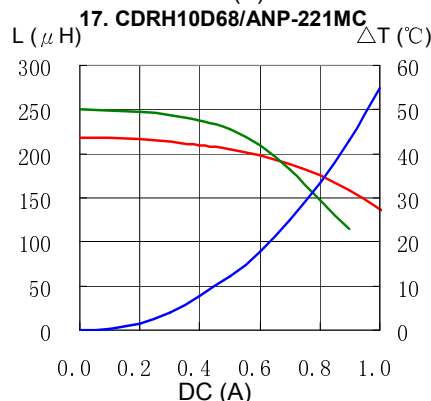
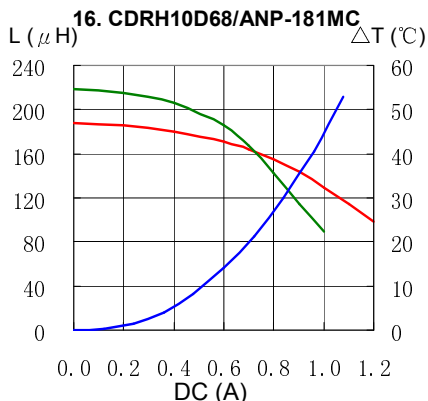
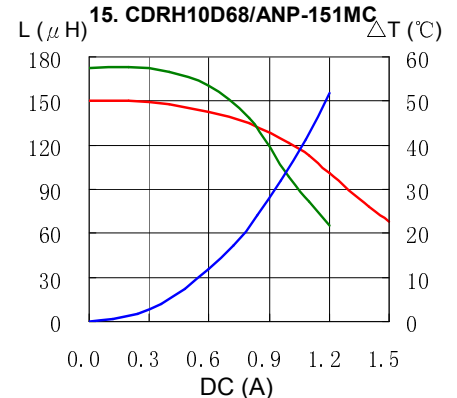
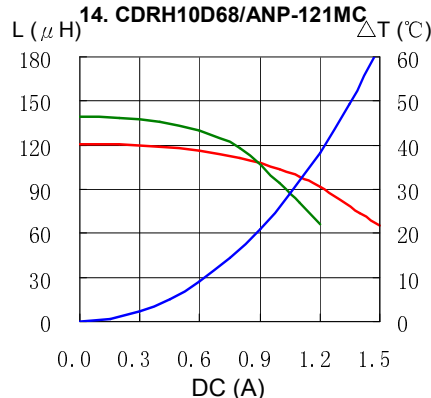
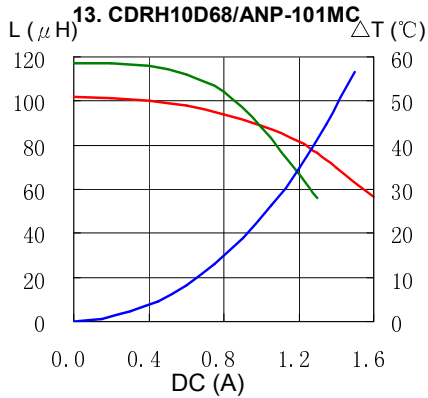


SMD Power Inductor CDRH10D68/A



Saturation Current & Temperature Rise Graph

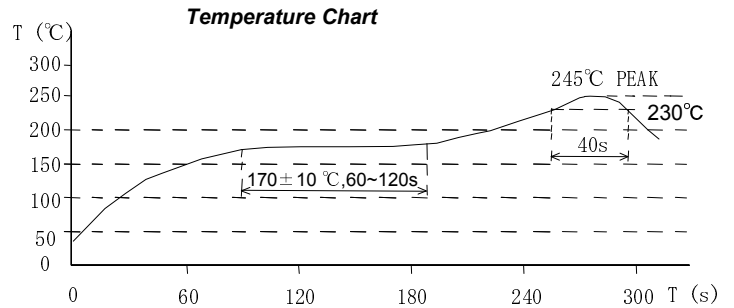
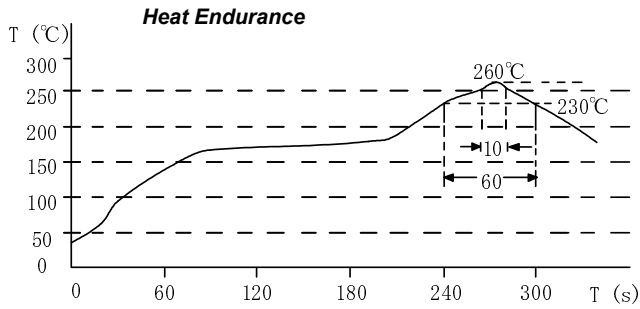
— L (20°C) — L (125°C) — ΔT



SMD Power Inductor CDRH10D68/A



Solder Reflow Condition



Please refer to the sales offices on our website - <http://www.sumida.com>

Hong Kong

Tel.+852-2880-6781
FAX.+852-2565-9600
sales@hk.sumida.com

Saitama(Japan)

Tel.+81-48-691-7300
FAX.+81-48-691-7340
sales@jp.sumida.com

Chicago

Tel.+1-847-545-6700
FAX. +1-847-545-6720
sales@us.sumida.com

Shanghai

Tel.+86-21-5836-3299
FAX.+86-21-5836-3266
shanghai.sales@cn.sumida.com

Seoul

Tel.+82-2-6237-0777
FAX.+82-2-6237-0778
sales@kr.sumida.com

Oberzell

Tel.+49-8591-937-0
FAX. +49-8591-937-103
contact@eu.sumida.com

Shenzhen

Tel.+86-755-8291-0228
FAX.+86-755-8291-0338
shenzhen.sales@cn.sumida.com

Singapore

Tel.+65-6296-3388
FAX.+65-6841-4426
sales@sg.sumida.com

Neumarkt

Tel.+49-9181-4509-110
FAX. +49-9181-4509-310
infocomp@eu.sumida.com

Taipei

Tel.+886-2-8751-2737
FAX.+886-2-8751-2738
sales@tw.sumida.com

San Jose

Tel.+1-408-321-9660
FAX.+1-408-321-9308
sales@us.sumida.com