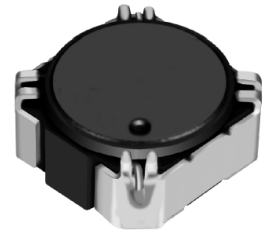
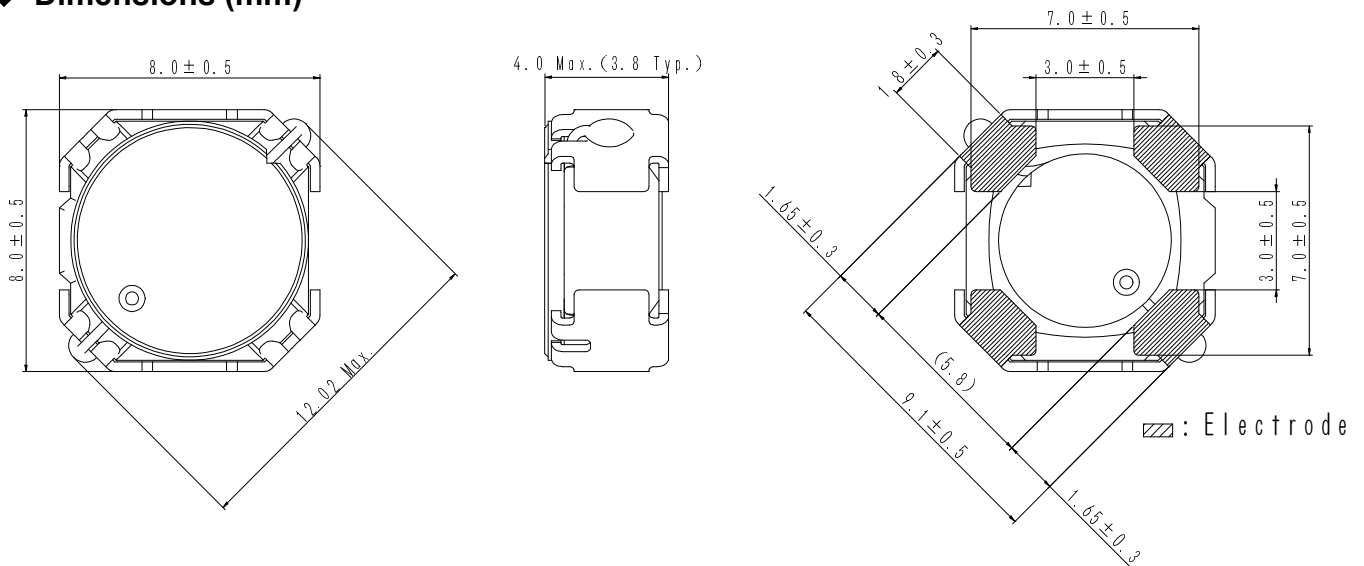
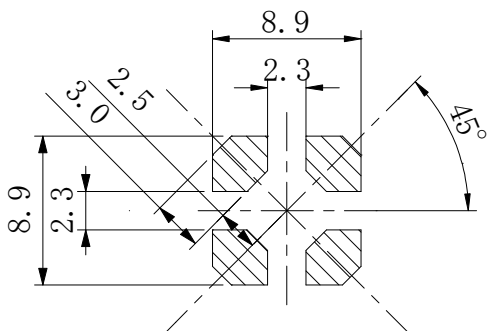
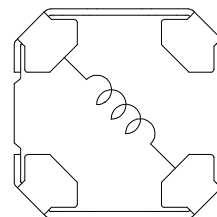


**Type: CDCH8D38/A**
**◆ Product Description**

- 8.5×8.5mm Max.(L×W), 4.0mm Max. Height.
- Inductance Range: 10~120  $\mu$  H.
- Rated current range: 0.42~1.67A (at 125°C).
- In addition to the standard versions of inductors shown here, custom inductors are available to meet your exact requirements.


**◆ Feature**

- Magnetically unshielded construction.
- High reliable inductors, suitable to use in high temperature environment(125°C).
- Ideally for automotive applications as DC-DC converter inductors.
- RoHS Compliance.


**◆ Dimensions (mm)**

**◆ Land Pattern (mm)**

**◆ Schematics (Bottom)**


**Type: CDCH8D38/A**
**◆ Specification**

Part Name ※	Stamp	Inductance ( $\mu$ H) 100kHz/1V	D.C.R.(m $\Omega$ ) Max.(Typ.) (at 20°C)	Rated current (at 125°C) (A) ※1
CDCH8D38/ANP-100K□	100	10 $\pm$ 10%	71.3(57)	1.67
CDCH8D38/ANP-120K□	120	12 $\pm$ 10%	87.5(70)	1.48
CDCH8D38/ANP-150K□	150	15 $\pm$ 10%	116.3(93)	1.22
CDCH8D38/ANP-180K□	180	18 $\pm$ 10%	143.8(115)	1.07
CDCH8D38/ANP-220K□	220	22 $\pm$ 10%	162.5(130)	1.00
CDCH8D38/ANP-270K□	270	27 $\pm$ 10%	205.0(164)	0.87
CDCH8D38/ANP-330K□	330	33 $\pm$ 10%	238.8(191)	0.84
CDCH8D38/ANP-390K□	390	39 $\pm$ 10%	301.3(241)	0.73
CDCH8D38/ANP-470K□	470	47 $\pm$ 10%	326.3(261)	0.69
CDCH8D38/ANP-560K□	560	56 $\pm$ 10%	426.3(341)	0.61
CDCH8D38/ANP-680K□	680	68 $\pm$ 10%	481.3(385)	0.55
CDCH8D38/ANP-820K□	820	82 $\pm$ 10%	646.3(517)	0.47
CDCH8D38/ANP-101K□	101	100 $\pm$ 10%	750.0(600)	0.44
CDCH8D38/ANP-121K□	121	120 $\pm$ 10%	842.5(674)	0.42

**※ Description of part name**

CDCH8D38/ANP-100K□


 B: Box  
 C: Carrier Tape

※1. Rated current: The DC current at which the inductance decreases to 90 % of it's initial value or when  $\Delta t=30^{\circ}\text{C}$ , whichever is lower ( $T_a=125^{\circ}\text{C}$ ).