SMD Power Inductor

CDRH8D38

Description

- Ferrite drum core construction.
- Magnetically shielded.
- L × W × H: 8.3 × 8.3 × 4.0 mm Max.
- Product weight:0.85g (Ref.)
- Moisture Sensitivity Level: 1
- RoHS compliance.



Environmental Data

- Operating temperature range: -40℃～+100℃ (including coil's self temperature rise)
- Storage temperature range: -40℃～+100℃
- Solder reflow temperature: 260 ℃ peak.

Packaging

- Carrier tape and reel packaging
- 13"diameter reel
- 1,000pcs per reel

Applications

- Ideally used in PDA ,HDD,DSC/DVC, etc as DC-DC converter inductors.

Dimension - [mm]

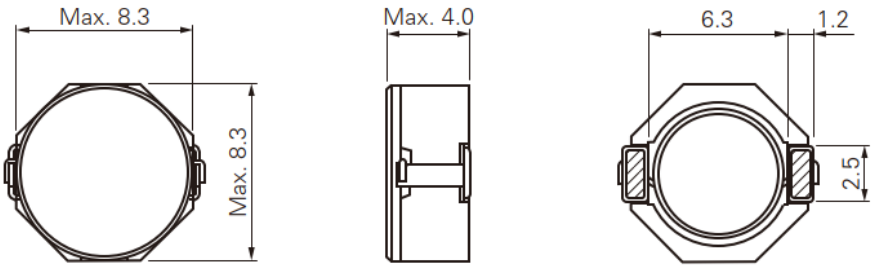

Land patterns - [mm]

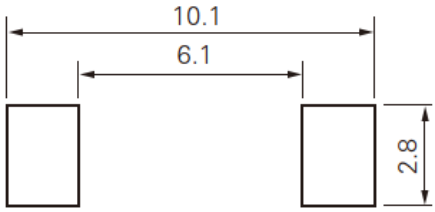

Schematics

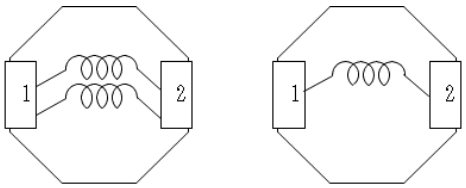

(1.8μH～10μH) (15μH～100μH)

Note: This specification is subject to change without notice. Please contact your nearest sales office for updated information when placing an order.

SMD Power Inductor

CDRH8D38

Electrical Characteristics

Part Name	Inductance (μH) [within] ※1	D.C.R. (mΩ) Max. (Typ.) (at 20℃)	Saturation Current (A) Max. (Typ.) ※2		Temperature Rise Current (A) (Typ.) ※3
			at 20℃	at 105℃	
CDRH8D38NP－1R8NC	1.8μH±30%	15.6(12.5)	7.00 (9.00)	6.20 (7.20)	(6.80)
CDRH8D38NP－2R5NC	2.5μH±30%	17.5 (14.0)	6.50 (7.80)	5.50 (6.40)	(6.00)
CDRH8D38NP－3R5NC	3.5μH±30%	24.0 (19.0)	5.00 (6.50)	4.40 (5.30)	(5.20)
CDRH8D38NP－4R7NC	4.7μH±30%	29.0 (23.0)	4.60 (5.50)	4.00 (4.70)	(4.40)
CDRH8D38NP－6R0NC	6.0μH±30%	32.0 (25.0)	4.20 (5.00)	3.50 (4.20)	(4.00)
CDRH8D38NP－100NC	10μH±30%	48.0 (38.0)	3.00 (3.80)	2.60 (3.10)	(3.20)
CDRH8D38NP－150NC	15μH±30%	67.0 (53.0)	2.75 (3.20)	2.30 (2.60)	(2.50)
CDRH8D38NP－220NC	22μH±30%	105 (84.0)	2.30 (2.70)	1.88 (2.15)	(2.00)
CDRH8D38NP－330NC	33μH±30%	157 (125)	1.75 (2.05)	1.52 (1.65)	(1.60)
CDRH8D38NP－470NC	47μH±30%	189 (151)	1.52 (1.80)	1.28 (1.47)	(1.42)
CDRH8D38NP－680NC	68μH±30%	290 (232)	1.30 (1.50)	1.10 (1.23)	(1.08)
CDRH8D38NP－101NC	100μH±30%	410 (328)	1.05 (1.22)	0.88 (0.98)	(0.88)

※1 Inductance measuring condition: at 100kHz.

※2 The saturation current: This indicates the value of DC current when the inductance decreases to 65% of its initial value.

※3 The temperature rise: The value of DC current when the temperature rise is △T＝40℃ (Ta＝20℃).

Note: This specification is subject to change without notice. Please contact your nearest sales office for updated information when placing an order.

SMD Power Inductor

CDRH8D38

Saturation Current & Temperature Rise Graph

L (20℃) L (100℃) △T

1. CDRH8D38NP-1R8NC

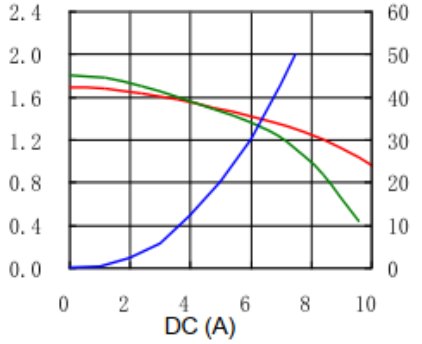

2. CDRH8D38NP-2R5NC

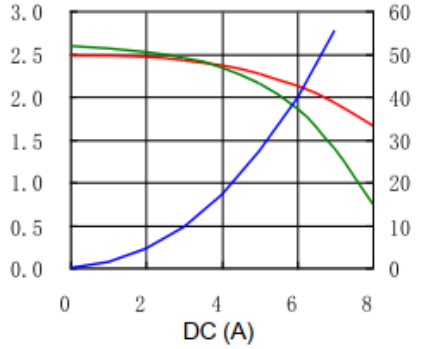

3. CDRH8D38NP-3R5NC

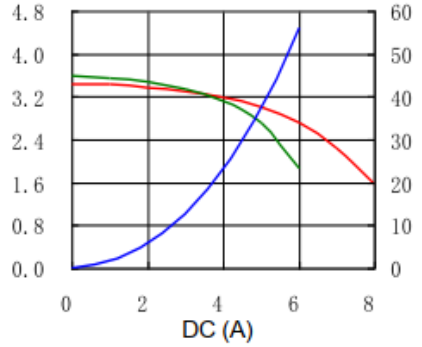

4. CDRH8D38NP-4R7NC

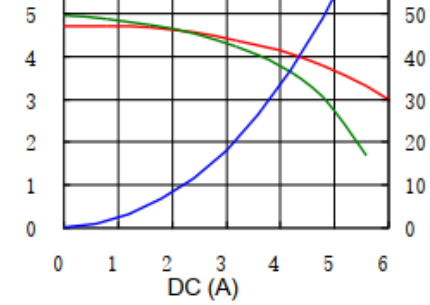

5. CDRH8D38NP-6R0NC

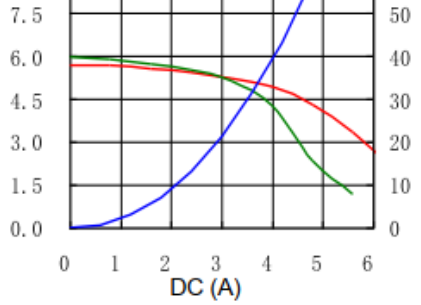

6. CDRH8D38NP-100NC

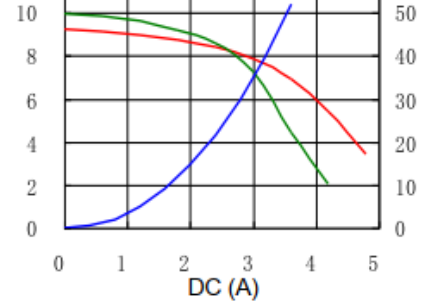

7. CDRH8D38NP-150NC

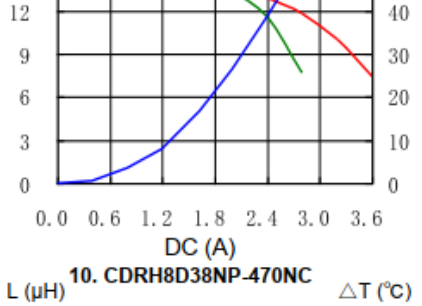

8. CDRH8D38NP-220NC

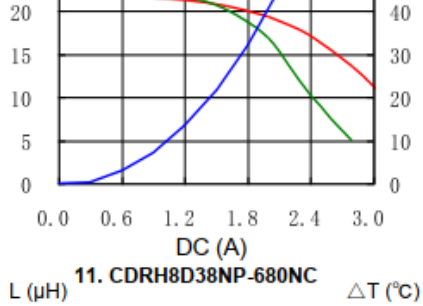

9. CDRH8D38NP-330NC

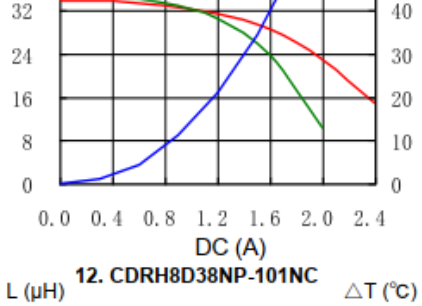

10. CDRH8D38NP-470NC

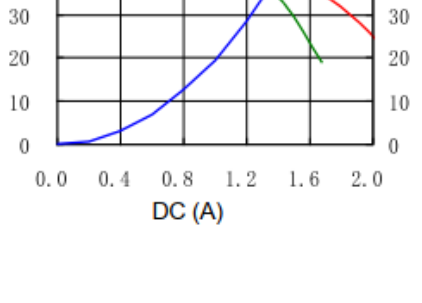

11. CDRH8D38NP-680NC

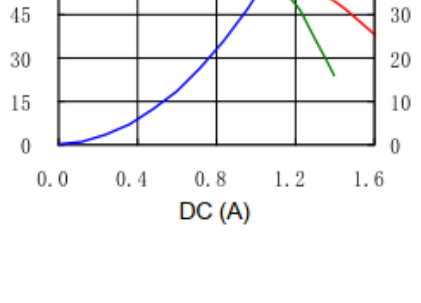

12. CDRH8D38NP-101NC

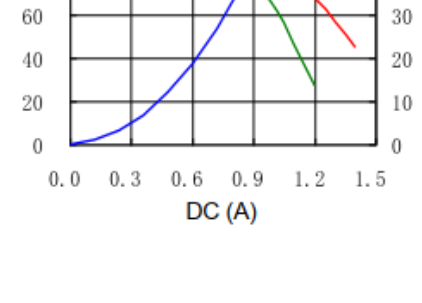

Note: This specification is subject to change without notice. Please contact your nearest sales office for updated information when placing an order.

SMD Power Inductor

CDRH8D38

Solder Reflow Condition

Heat Endurance

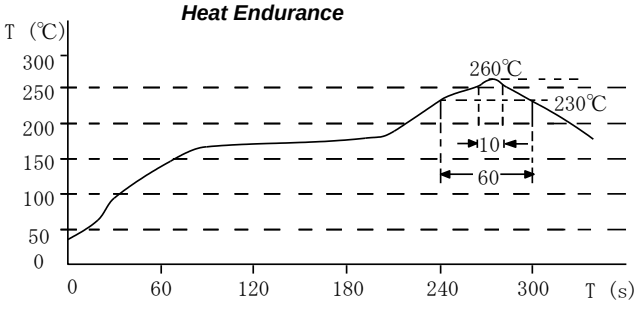

Temperature Chart

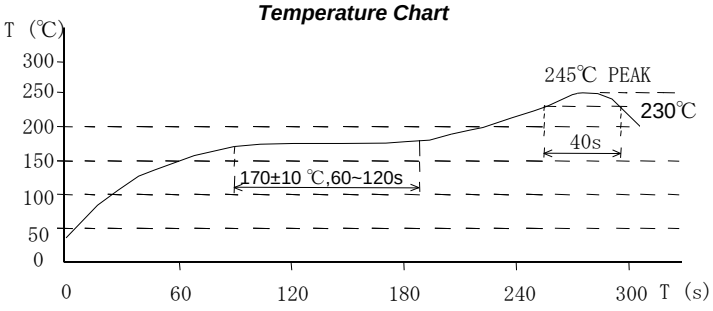

For sales office information, please click here to visit our website.

Note: This specification is subject to change without notice. Please contact your nearest sales office for updated information when placing an order.