

SMD Power Inductor

0840CDMCC/DS



Recommended Type

Description

- Metal compound molding type construction.
- Magnetically shielded..
- Low audible core noise
- Suitable for large current
- LxWxH:8.4x8.0x4.0mm Max.
- Product weight: 1.28g (Ref.)
- Moisture Sensivity Level: 1



Environmental Data

- Operating temperature range: -55°C~+125°C (including coil's self temperature rise)
- Storage temperature range: -55°C~+125°C

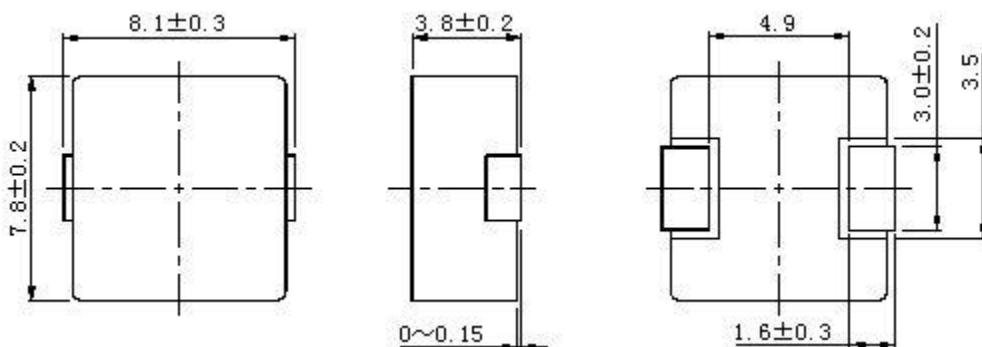
Packaging

- Carrier tape and reel packaging
- 1,000pcs per reel

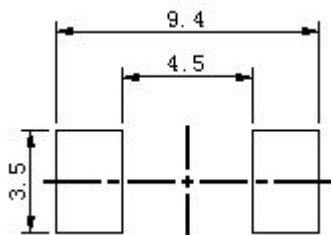
Applications

- Ideally used in notebook, ultrabook, tablet PC, LCD display, Server application
- High current, POL converters
- Low profile, high current power supplies
- Battery powered devices
- DC/DC converter in distributed power systems

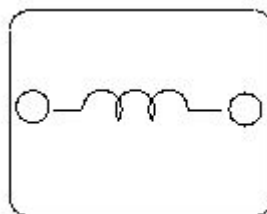
Dimension - [mm]



Recommended Land pattern - [mm]



Wire Connection



SMD Power Inductor

0840CDMCC/DS



Recommended Type

Electrical Characteristics

Part Number	Inductance [Within] (μ H) ※1	D.C.R. at 20°C Max.(Typ.) (m Ω)	Saturation Current (A) Max.(Typ.) ※2	Temperature Rise Current (A) Max.(Typ.) ※3
0840CDMCCDS-R22MC	0.22 \pm 20%	2.40 (2.00)	34.50 (40.50)	(29.00)
0840CDMCCDS-R33MC	0.33 \pm 20%	3.00 (2.50)	27.50 (32.50)	(24.00)
0840CDMCCDS-R47MC	0.47 \pm 20%	3.80 (3.20)	20.50 (24.50)	(21.00)
0840CDMCCDS-R68MC	0.68 \pm 20%	4.30 (3.60)	17.50 (20.50)	(18.00)
0840CDMCCDS-R82MC	0.82 \pm 20%	5.00 (4.20)	16.00 (19.00)	(17.00)
0840CDMCCDS-1R0MC	1.00 \pm 20%	5.60 (4.70)	15.30 (18.00)	(16.50)
0840CDMCCDS-1R5MC	1.50 \pm 20%	8.40 (7.00)	13.00 (15.30)	(13.00)
0840CDMCCDS-2R2MC	2.20 \pm 20%	9.60 (8.00)	10.70 (12.60)	(12.50)
0840CDMCCDS-3R3MC	3.30 \pm 20%	15.00 (12.50)	9.20 (10.80)	(10.00)
0840CDMCCDS-4R7MC	4.70 \pm 20%	24.00 (20.00)	7.00 (8.00)	(7.30)
0840CDMCCDS-5R6MC	5.60 \pm 20%	26.50 (22.00)	6.50 (7.70)	(7.00)
0840CDMCCDS-6R8MC	6.80 \pm 20%	34.00 (28.00)	6.40 (7.50)	(6.00)
0840CDMCCDS-8R2MC	8.20 \pm 20%	38.50 (32.00)	6.10 (7.20)	(5.50)
0840CDMCCDS-100MC	10.00 \pm 20%	54.00 (45.00)	5.40 (6.30)	(4.80)
0840CDMCCDS-150MC	15.00 \pm 20%	70.00 (59.00)	4.40 (5.20)	(4.50)
0840CDMCCDS-220MC	22.00 \pm 20%	98.50 (82.00)	4.20 (5.00)	(3.60)
0840CDMCCDS-330MC	33.00 \pm 20%	174 (145)	2.70 (3.20)	(2.80)

※1 Measuring frequency Inductance at 100kHz 1V.

※2 Saturation current: This indicates the actual value of D.C. current when the inductance becomes 30% lower than its initial value.

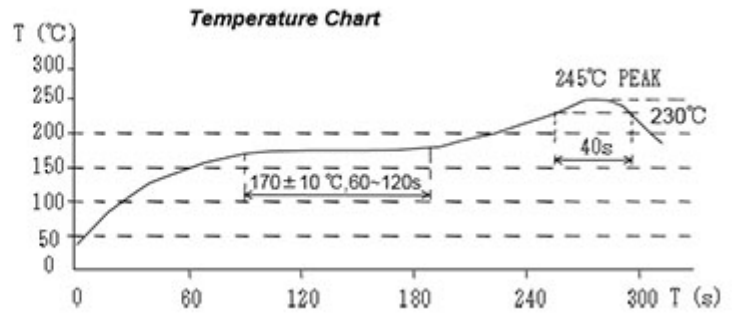
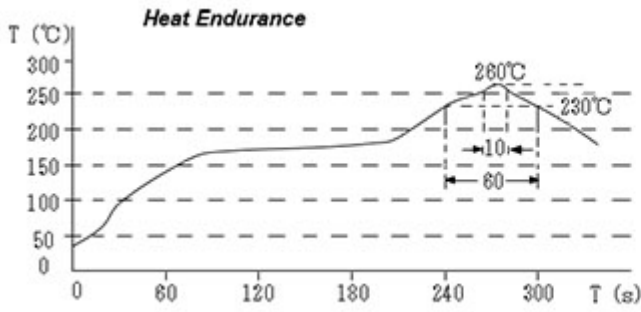
※3 Temperature rise current: The actual value of D.C. current when the temperature of coil becomes $\Delta T=40^{\circ}\text{C}$ ($T_a=25^{\circ}\text{C}$). (Test board condition: FR4, Copper=70 μ m, four-layer PWB t=1.6mm)

SMD Power Inductor

0840CDMCC/DS



Solder Reflow Condition



SMD Power Inductor

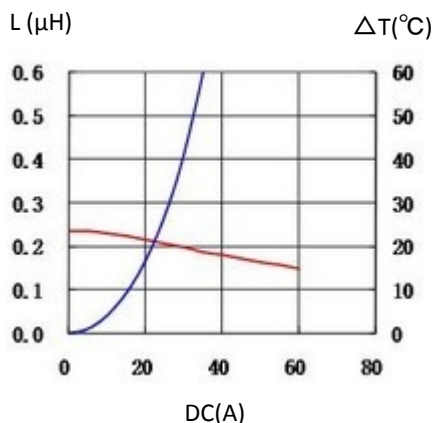
0840CDMCC/DS



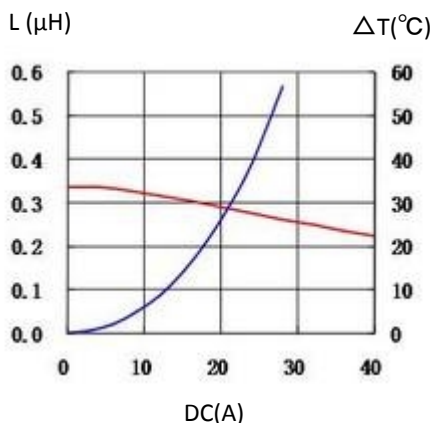
Saturation Current & Temperature Rise Graph

— L (20°C) — ΔT

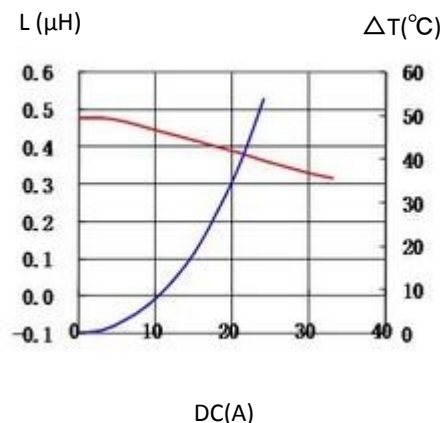
1. 0840CDMCCDS-R22MC



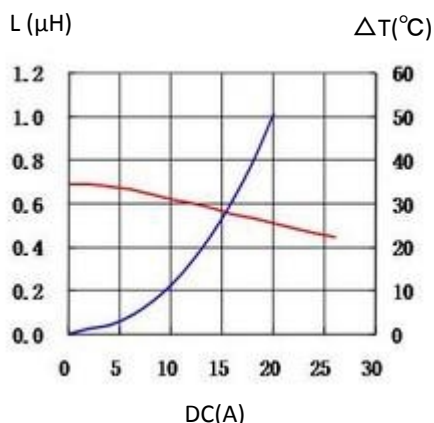
2. 0840CDMCCDS-R33MC



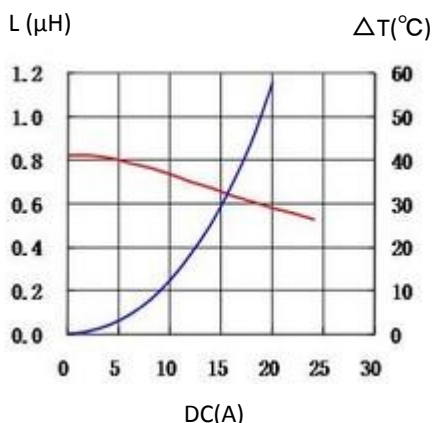
3. 0840CDMCCDS-R47MC



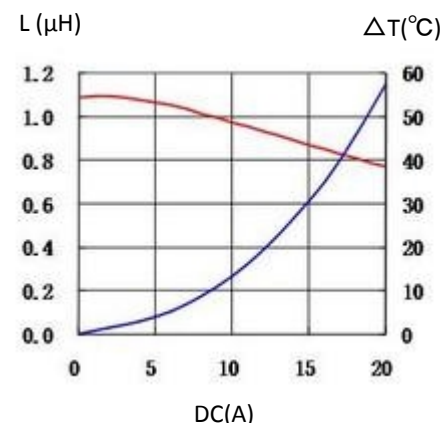
4. 0840CDMCCDS-R68MC



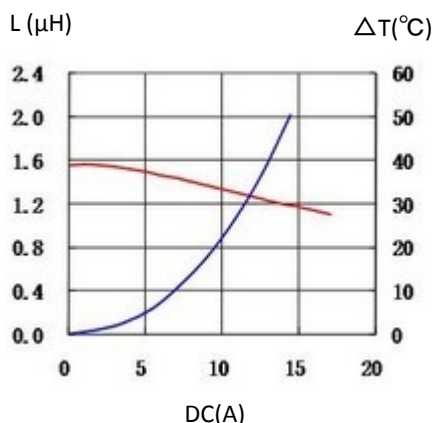
5. 0840CDMCCDS-R82MC



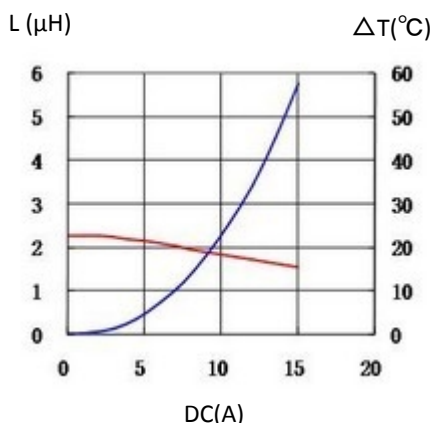
6. 0840CDMCCDS-1R0MC



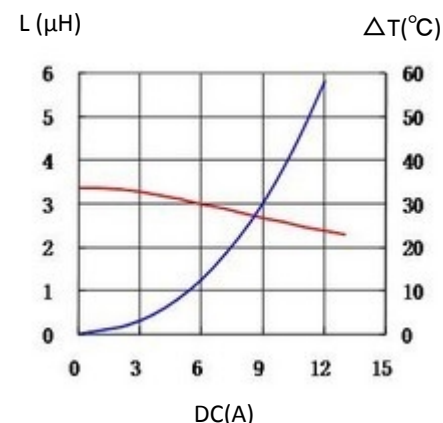
7. 0840CDMCCDS-1R5MC



8. 0840CDMCCDS-2R2MC



9. 0840CDMCCDS-3R3MC



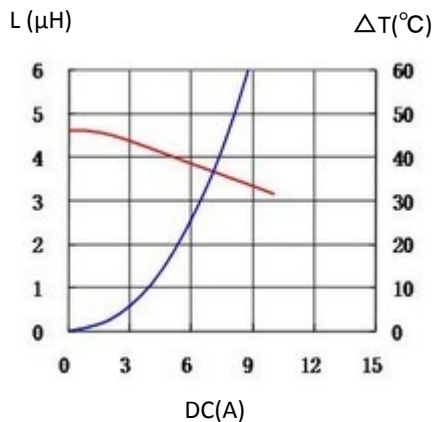
Note: This specification is subject to change without notice. Please contact your nearest sales office for updated information when placing an order.

SMD Power Inductor

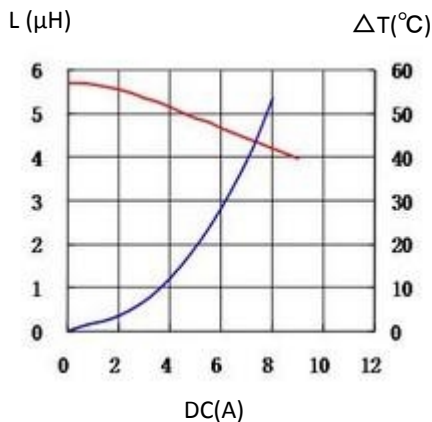
0840CDMCC/DS



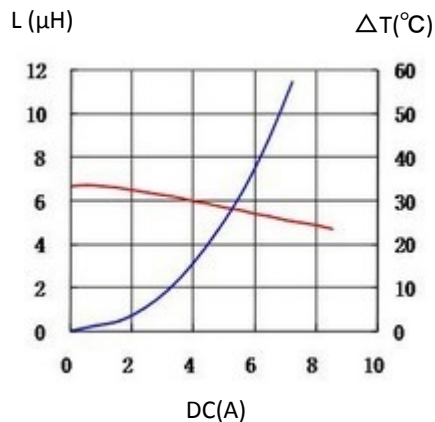
10. 0840CDMCCDS-4R7MC



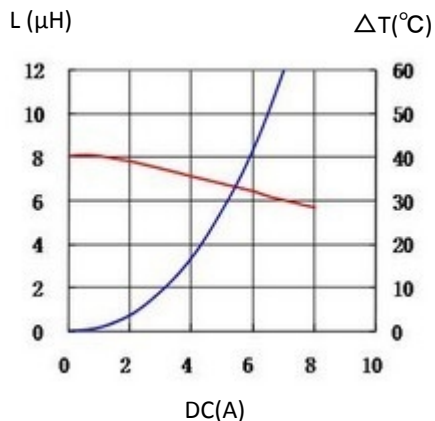
11. 0840CDMCCDS-5R6MC



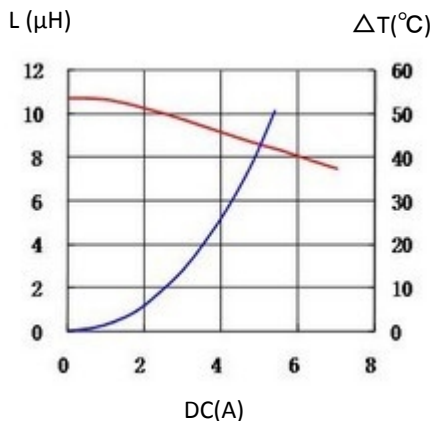
12. 0840CDMCCDS-6R8MC



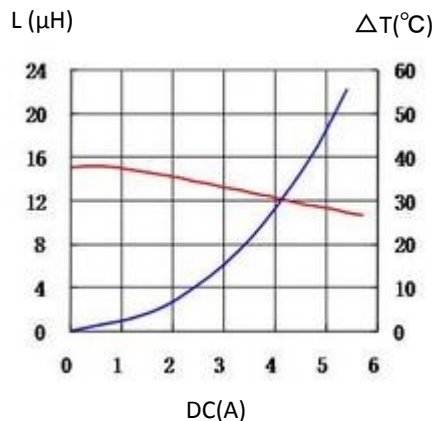
13. 0840CDMCCDS-8R2MC



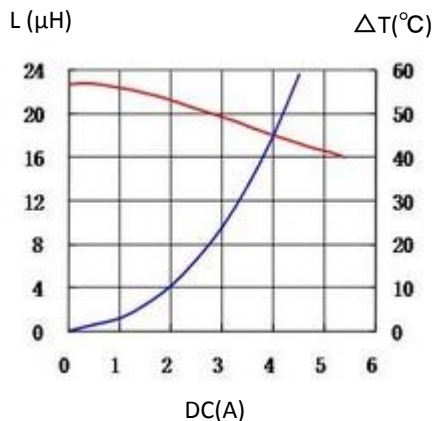
14. 0840CDMCCDS-100MC



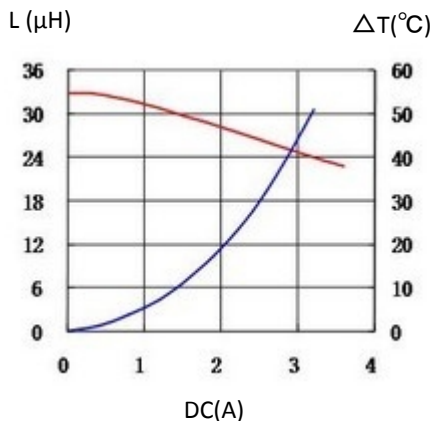
15. 0840CDMCCDS-150MC



16. 0840CDMCCDS-220MC



17. 0840CDMCCDS-330MC



For sales office information, please [click here](#) to visit our website.