

SMD Power Inductor

CDRH62B



Description

- Ferrite drum core construction
- Magnetically unshielded
- LxWxH:6.9x6.5 x 3.0mm Max.
- Product weight: 0.35g(Ref.)
- Moisture Sensitivity Level: 1
- RoHS compliance



Environmental Data

- Operating temperature range: -40°C ~ +100°C (including coil's self-temperature rise)
- Storage temperature range: -40°C ~ +100°C
- Solder reflow temperature: 260 °C peak

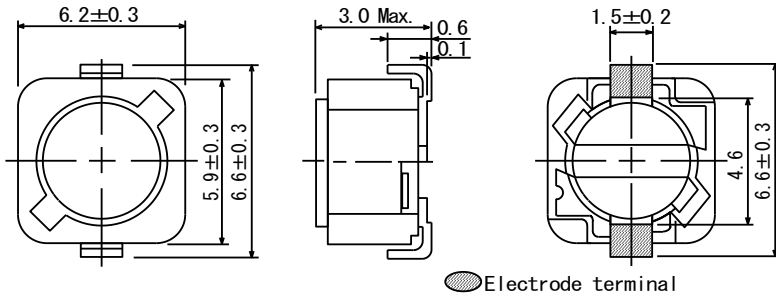
Packaging

- Carrier tape and reel packaging
- 14.5" diameter reel
- 2000pcs per reel

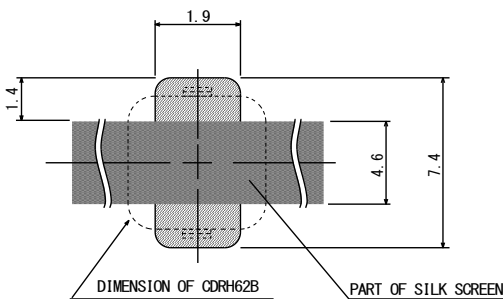
Applications

- Ideally used in Notebook PC, LCD TV, game machine, HDD, DSC/DVC, etc. as DC-DC converter inductors

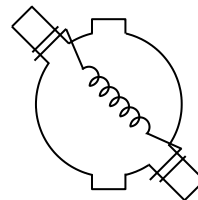
Dimension - [mm]



Recommended Land pattern - [mm]



Wire Connection



No vias and traces in the restricted area underneath the coil

SMD Power Inductor

CDRH62B



Electrical Characteristics

Part Name	Stamp	Inductance (μH) [within] ※1	D.C.R.(Ω) Max. (Typ.) (at 20°C)	Rated Current (A) ※2
CDRH62BNP-2R9NC-B	2R9	2.9+40% -20%	68m (50m)	1.94
CDRH62BNP-4R0NC-B	4R0	4.0+40% -20%	80m (59m)	1.63
CDRH62BNP-5R5NC-B	5R5	5.5+40% -20%	96m (71m)	1.40
CDRH62BNP-6R3NC-B	6R3	6.3+40% -20%	0.10 (77m)	1.30
CDRH62BNP-7R1NC-B	7R1	7.1+40% -20%	0.11 (81m)	1.22
CDRH62BNP-8R0NC-B	8R0	8.0+40% -20%	0.12 (87m)	1.15
CDRH62BNP-100MC-B	100	10 \pm 20%	0.15 (0.11)	1.10
CDRH62BNP-120MC-B	120	12 \pm 20%	0.20 (0.15)	1.00
CDRH62BNP-150MC-B	150	15 \pm 20%	0.23 (0.17)	0.90
CDRH62BNP-180MC-B	180	18 \pm 20%	0.27 (0.20)	0.80
CDRH62BNP-220MC-B	220	22 \pm 20%	0.34 (0.25)	0.74
CDRH62BNP-270MC-B	270	27 \pm 20%	0.38 (0.29)	0.66
CDRH62BNP-330MC-B	330	33 \pm 20%	0.45 (0.33)	0.59
CDRH62BNP-390MC-B	390	39 \pm 20%	0.49 (0.37)	0.54
CDRH62BNP-470MC-B	470	47 \pm 20%	0.69 (0.51)	0.50
CDRH62BNP-560MC-B	560	56 \pm 20%	0.78 (0.58)	0.46
CDRH62BNP-680MC-B	680	68 \pm 20%	1.07 (0.83)	0.42
CDRH62BNP-820MC-B	820	82 \pm 20%	1.21 (0.93)	0.38
CDRH62BNP-101MC-B	101	100 \pm 20%	1.39 (1.07)	0.34
CDRH62BNP-121MC-B	121	120 \pm 20%	1.90 (1.46)	0.31
CDRH62BNP-151MC-B	151	150 \pm 20%	2.18 (1.68)	0.28

Note: This specification is subject to change without notice. Please contact your nearest sales office for updated information when placing an order.

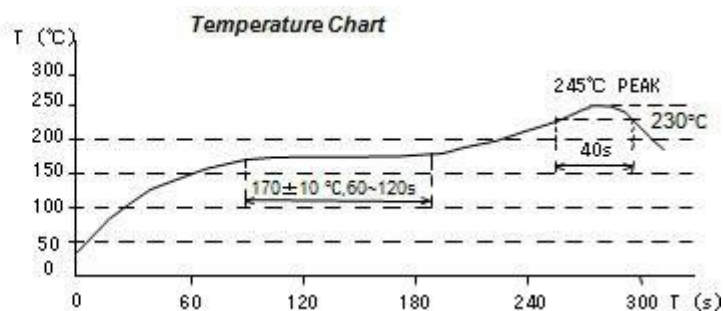
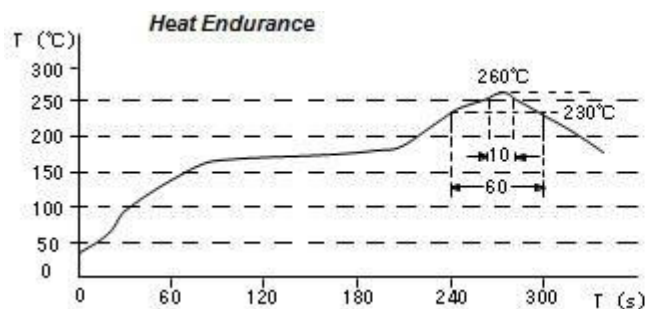
CDRH62B

CDRH62BNP-181MC-B	181	180 ± 20%	2.77 (2.13)	0.26
CDRH62BNP-221MC-B	221	220 ± 20%	3.12 (2.40)	0.23
CDRH62BNP-271MC-B	271	270 ± 20%	4.38 (3.37)	0.22
CDRH62BNP-331MC-B	331	330 ± 20%	4.94 (3.80)	0.19

※1. Inductance measuring frequency: 2.9μH ~ 8.0μH at 7.96 MHz; 10μH ~ 330μH at 1kHz.

※2. Rated current: The DC current at which the inductance decreases to 75% of it's nominal value or when $\Delta t=40^{\circ}\text{C}$, whichever is lower ($T_a=20^{\circ}\text{C}$).

Solder Reflow Condition



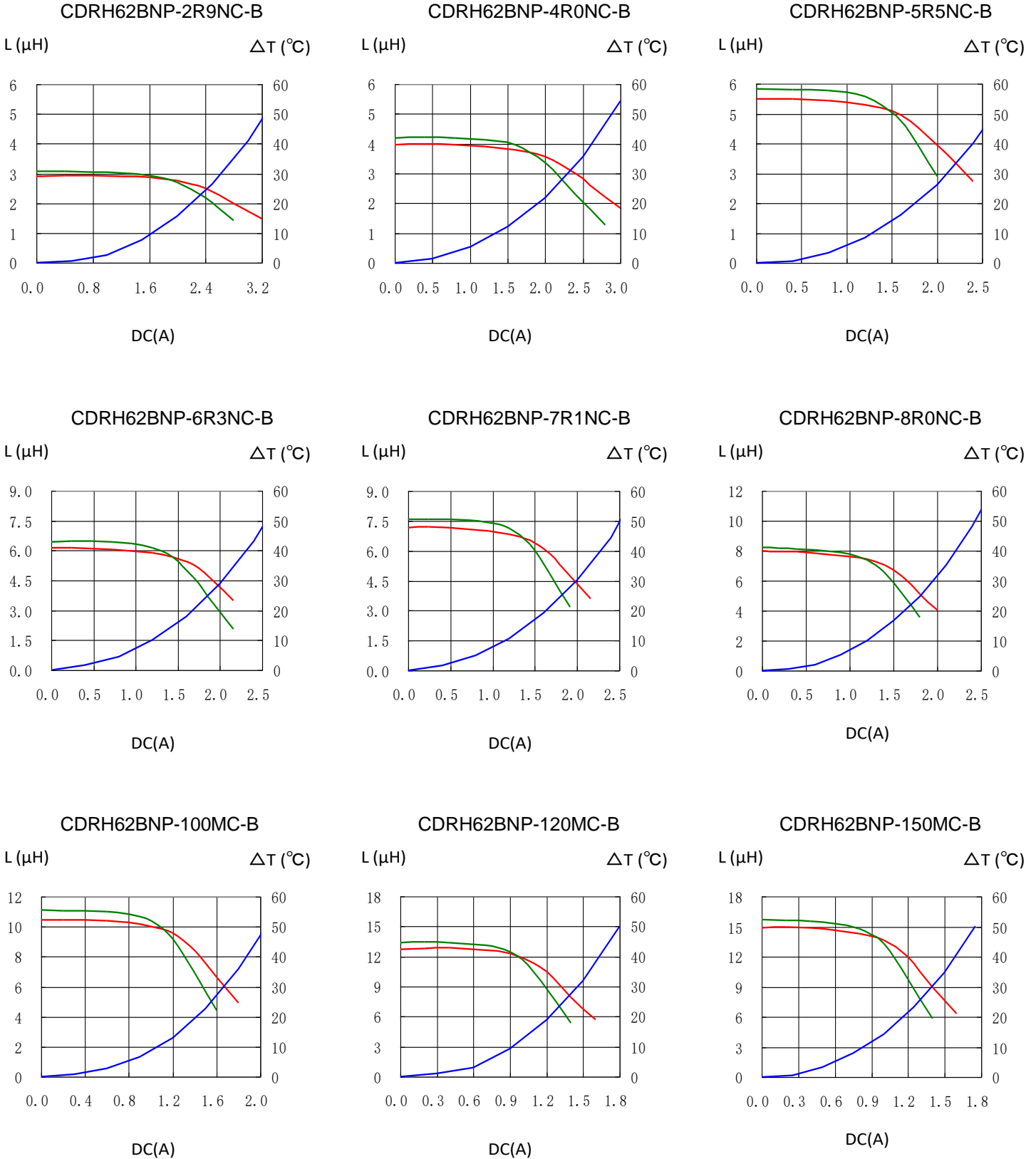
SMD Power Inductor

CDRH62B



Saturation Current & Temperature Rise Graph

— L (20°C) — L (100°C) — ΔT



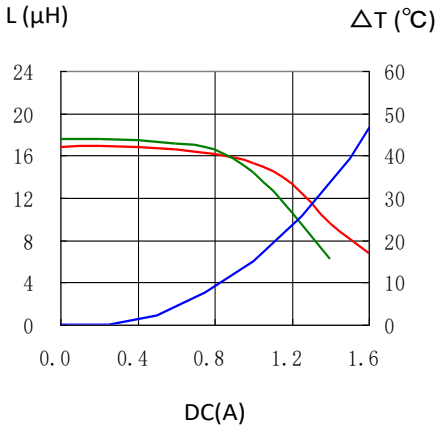
Note: This specification is subject to change without notice. Please contact your nearest sales office for updated information when placing an order.

SMD Power Inductor

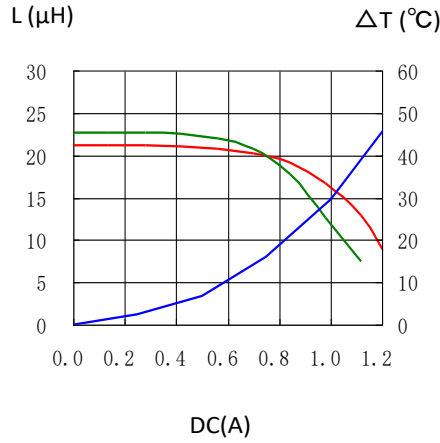
CDRH62B



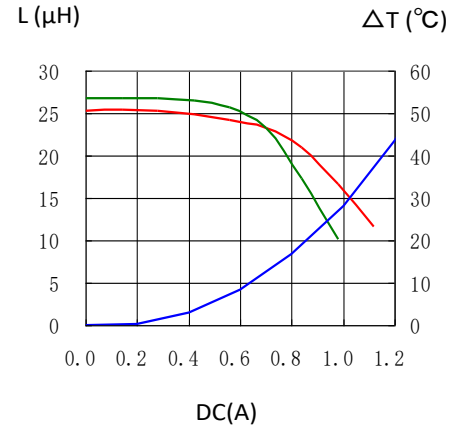
CDRH62BNP-180MC-B



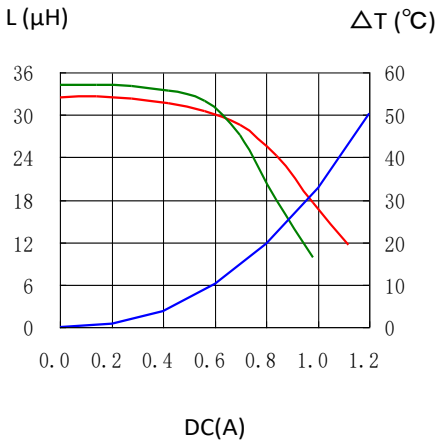
CDRH62BNP-220MC-B



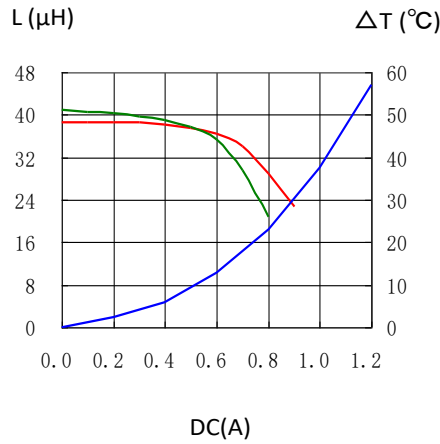
CDRH62BNP-270MC-B



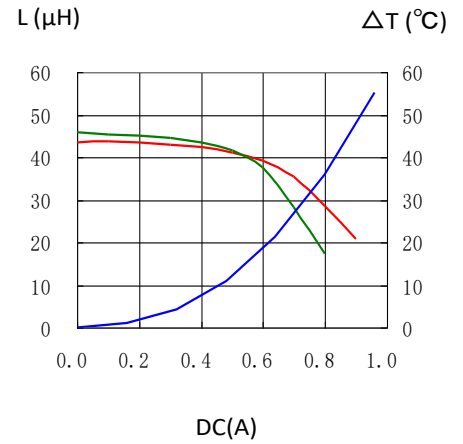
CDRH62BNP-330MC-B



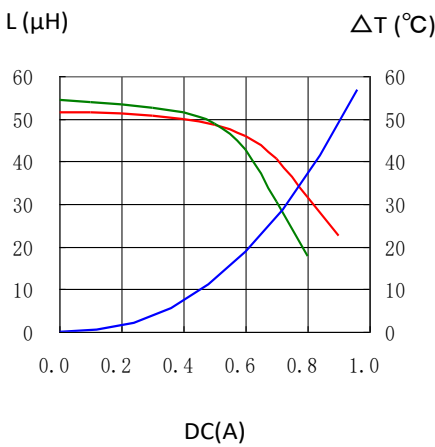
CDRH62BNP-390MC-B



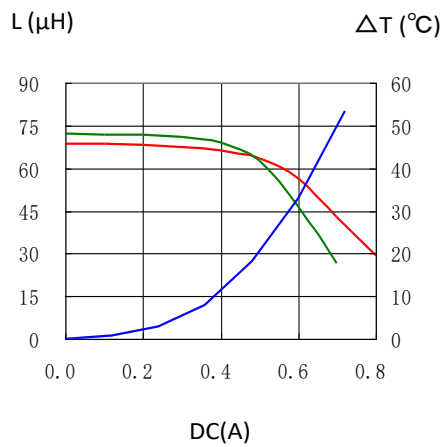
CDRH62BNP-470MC-B



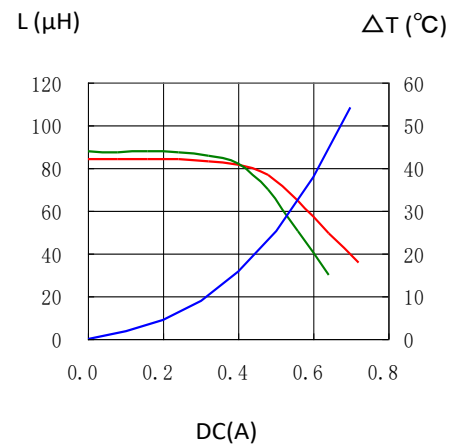
CDRH62BNP-560MC-B



CDRH62BNP-680MC-B



CDRH62BNP-820MC-B

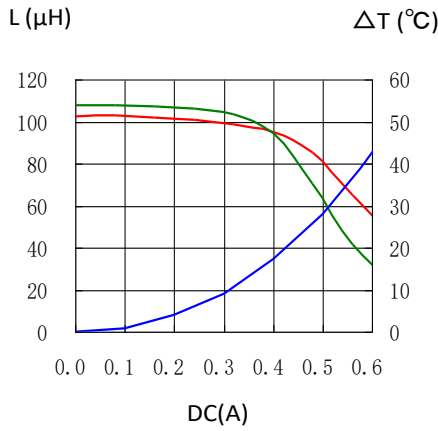


SMD Power Inductor

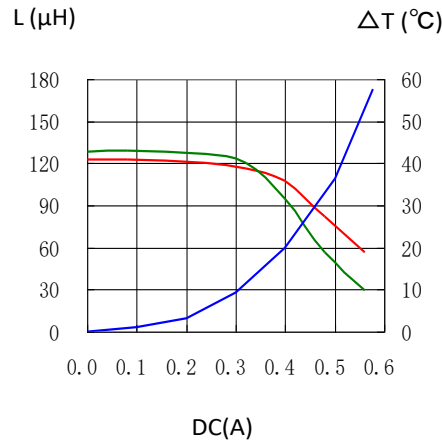
CDRH62B



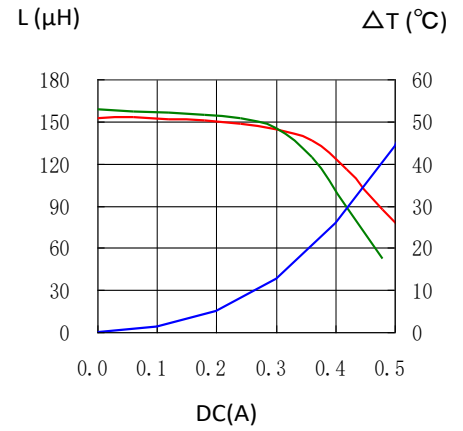
CDRH62BNP-101MC-B



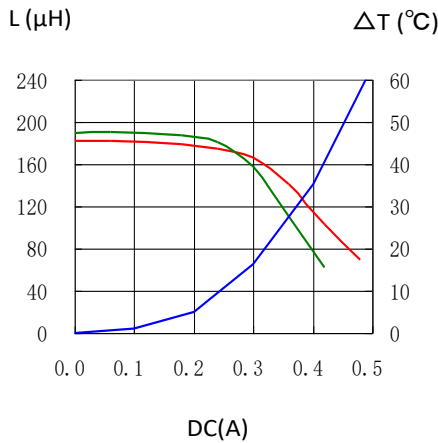
CDRH62BNP-121MC-B



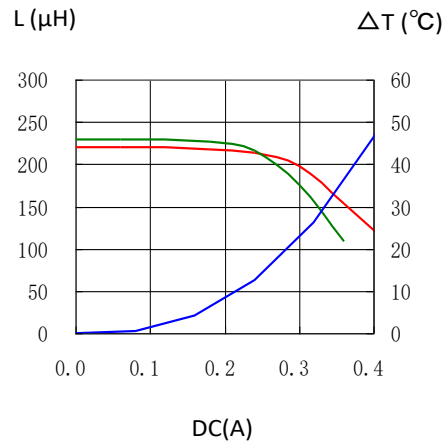
CDRH62BNP-151MC-B



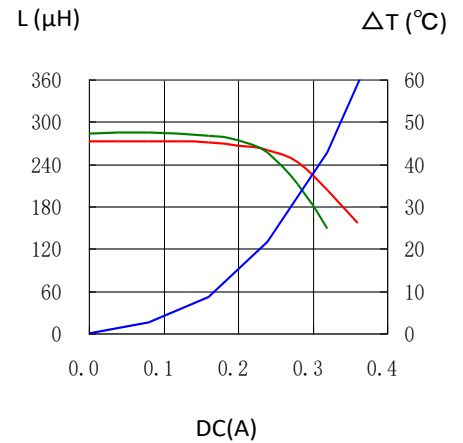
CDRH62BNP-181MC-B



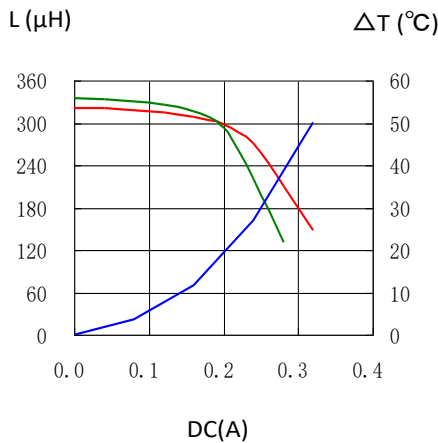
CDRH62BNP-221MC-B



CDRH62BNP-271MC-B



CDRH62BNP-331MC-B



For sales office information, please [click here](#) to visit our website.