

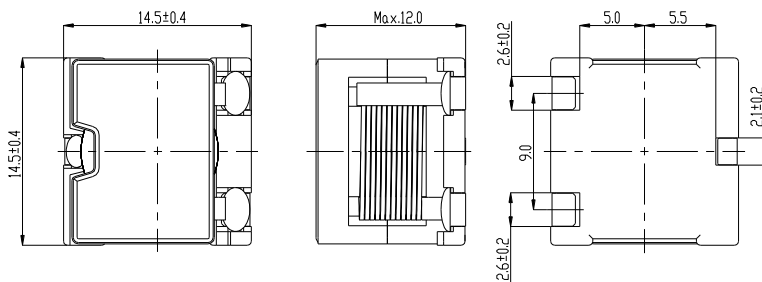
SMD Power Inductor CDEP1411



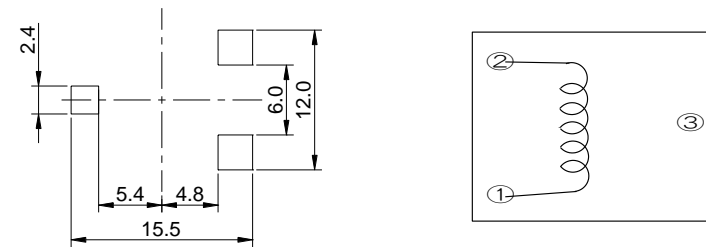
Description

- Ferrite core construction.
- Magnetically shielded.
- L × W × H: 14.9 × 14.9 × 12.0mm Max.
- Product weight: 7.8g(Ref.)
- Moisture Sensitivity Level: 1
- RoHS compliance.

Dimension - [mm]



Land pattern and Schematics - [mm]



Environmental Data

- Operating temperature range: -40°C ~ +105°C (including coil's self temperature rise)
- Storage temperature range: -40°C ~ +105°C
- Solder reflow temperature: 260 °C peak.

Packaging

- Carrier tape and reel packaging.

Applications

- Ideally used in PC , game machine and other high current power supply.



Electrical Characteristics - 1

Part name	Stamp	Inductance (uH) [Within] ※1	D.C.R. (mΩ) [Max.] (at 20°C)	The saturation current (A) ※2		Temperature rise current (A) ※3
				(at20°C)	(at105°C)	
CDEP1411NP-7R4MC-150	7R4MH	7.4 ± 20%	4.44(3.7)	10.8	8.4	13.0
CDEP1411NP-100MC-150	100MH	10 ± 20%	5.40(4.5)	9.2	6.9	12.5
CDEP1411NP-120MC-150	120MH	12 ± 20%	7.56(6.3)	8.5	6.5	10.3
CDEP1411NP-150MC-150	150MH	15 ± 20%	8.40(7.0)	8.0	6.0	9.6
CDEP1411NP-180MC-150	180MH	18 ± 20%	9.72(8.1)	7.2	5.5	9.0
CDEP1411NP-220MC-150	220MH	22 ± 20%	11.28(9.4)	6.4	5.0	8.3

Electrical Characteristics - 2

Part name	Stamp	Inductance (uH) [Within] ※1	D.C.R. (mΩ) [Max.] (at 20°C)	The saturation current (A) ※2		Temperature rise current (A) ※3
				(at20°C)	(at105°C)	
CDEP1411NP-4R7MC-95	4R7ML	4.7 ± 20%	4.44(3.7)	18.4	14.0	13.0
CDEP1411NP-6R1MC-95	6R1ML	6.1 ± 20%	5.40(4.5)	16.4	12.4	12.5
CDEP1411NP-7R7MC-95	7R7ML	7.7 ± 20%	7.56(6.3)	14.8	11.2	10.3
CDEP1411NP-100MC-95	100ML	10 ± 20%	8.40(7.0)	13.1	10.0	9.6
CDEP1411NP-120MC-95	120ML	12 ± 20%	9.72(8.1)	11.8	9.0	9.0
CDEP1411NP-140MC-95	140ML	14 ± 20%	11.28(9.4)	10.9	8.3	8.3

※1. Measuring condition: at 100kHz.

※2. Saturation current: The value of D.C. current when the inductance decreases to 75% of its nominal value.

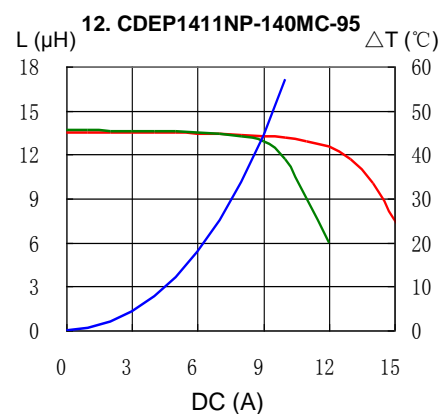
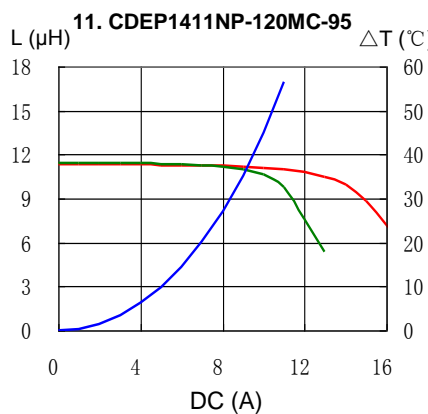
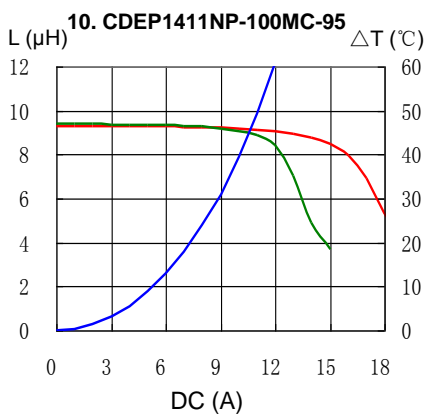
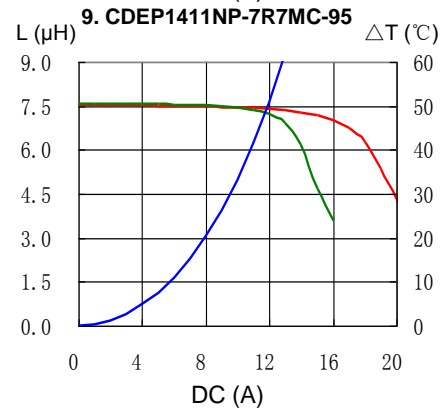
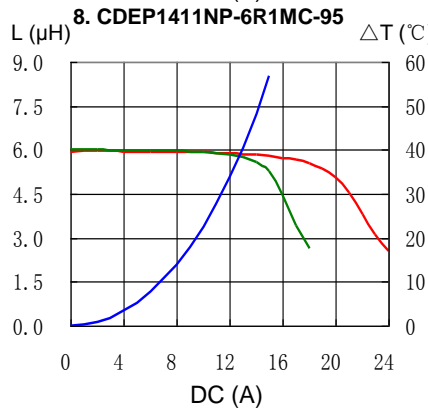
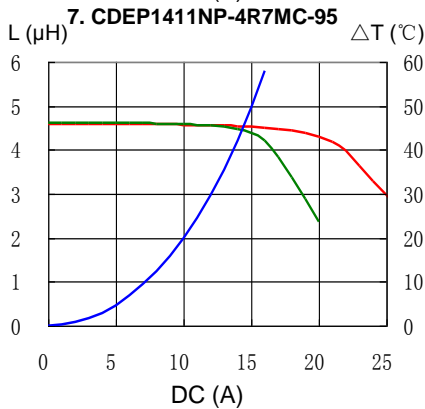
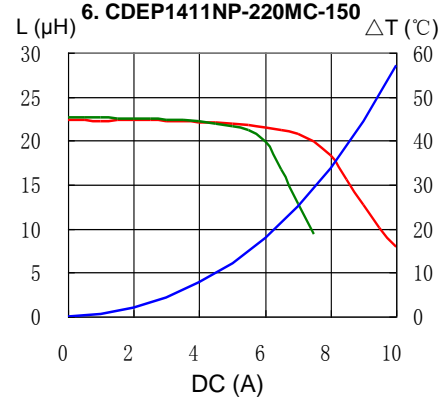
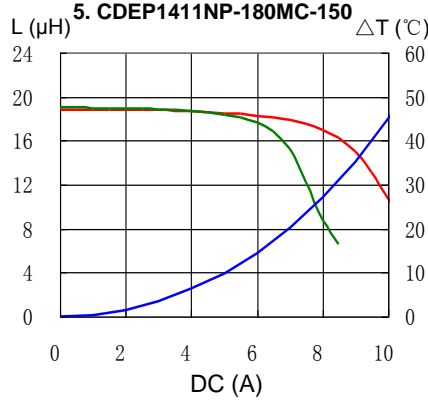
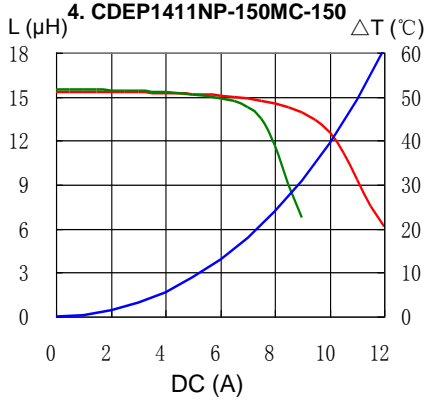
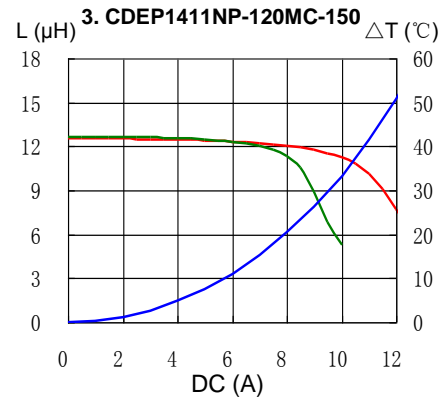
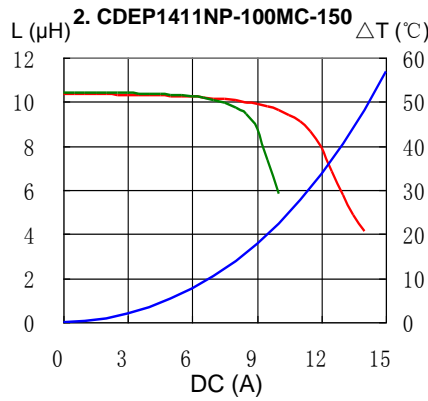
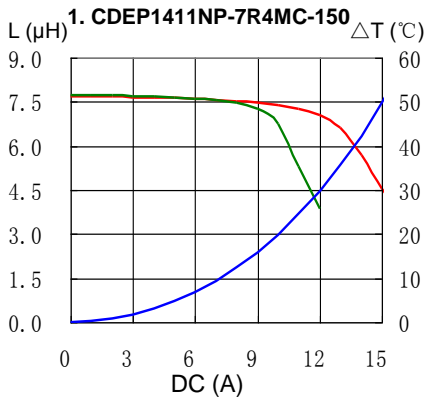
※3. Temperature rise current: The value of D.C. current when the temperature rise is $\Delta t = 40^\circ\text{C}$ ($T_a = 20^\circ\text{C}$).

SMD Power Inductor CDEP1411



Saturation Current & Temperature Rise Graph

— L (20°C) — L (105°C) — ΔT

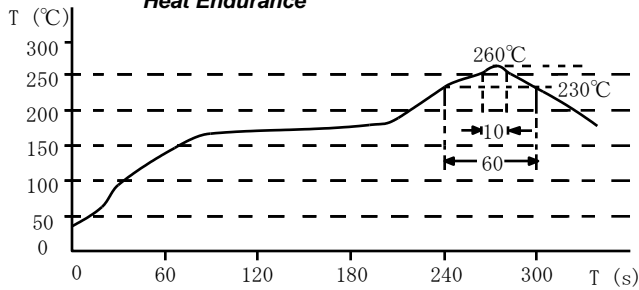


SMD Power Inductor CDEP1411

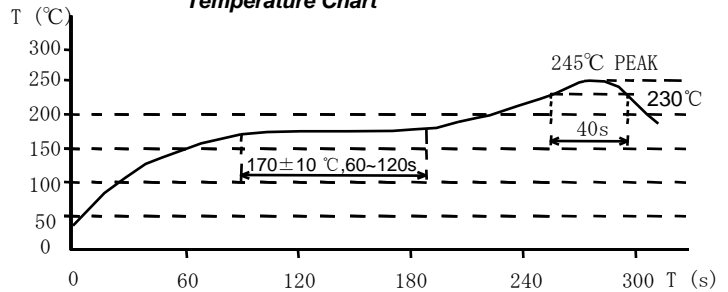


Solder Reflow Condition

Heat Endurance



Temperature Chart



Please refer to the sales offices on our website - <http://www.sumida.com>

Hong Kong

Tel.+852-2880-6781
FAX.+852-2565-9600
sales@hk.sumida.com

Saitama(Japan)

Tel.+81-48-691-7300
FAX.+81-48-691-7340
sales@jp.sumida.com

Chicago

Tel.+1-847-545-6700
FAX. +1-847-545-6720
sales@us.sumida.com

Shanghai

Tel.+86-21-5836-3299
FAX.+86-21-5836-3266
shanghai.sales@cn.sumida.com

Seoul

Tel.+82-2-6237-0777
FAX.+82-2-6237-0778
sales@kr.sumida.com

Obernzell

Tel.+49-8591-937-0
FAX. +49-8591-937-103
contact@eu.sumida.com

Shenzhen

Tel.+86-755-8291-0228
FAX.+86-755-8291-0338
shenzhen.sales@cn.sumida.com

Singapore

Tel.+65-6296-3388
FAX.+65-6841-4426
sales@sg.sumida.com

Neumarkt

Tel.+49-9181-4509-110
FAX. +49-9181-4509-310
infocomp@eu.sumida.com

Taipei

Tel.+886-2-8751-2737
FAX.+886-2-8751-2738
sales@tw.sumida.com

San Jose

Tel.+1-408-321-9660
FAX.+1-408-321-9308
sales@us.sumida.com