

IEC Appliance Inlet C14 Modular Assembling Options

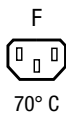
Standard- or Medical-Filter



5411.XX5X.XXX
Appliance inlet
Fuseholder
Line filter



5431.X05X.XXX
Appliance inlet
Appliance outlet
Switch
Line filter

**Description**

- Panel Mount:
Snap-in version from front side
- 2 - 5 Functions:
Appliance Inlet Protection class I, Connector, Line Switch 2-pole, Fuseholder for fuse-links 5 x 20 mm 1- or 2-pole, Line filter in standard and medical version
- Solder terminals 3.5 x 0.8 mm or quick connect terminals 6.3 x 0.8 mm

Approvals

- VDE Certificate Number: 101307
- UL File Number: E72928

Characteristics

- Modular component selection
- Individual components soldered on a printed circuit board
- Plug removal necessary for fuse-link replacement
Fuse drawer meets requirements of medical standard IEC/EN 60601-1
The fuseholder is accessible from the equipment front
- Technical data of filter-components see blockfilter type 5500
- Fully insulated from the rear
- Qualified for use in equipment according IEC/EN 60950

Other versions on request

- Line switch with other rocker marking

References

Alternative: version without line filter [Felcom 64](#)

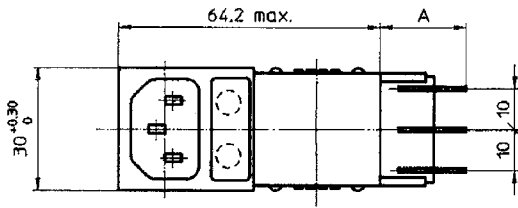
Weblinks

[pdf](#), [General Product Information](#), [Approvals](#), [RoHS](#), [CHINA-RoHS](#), [Mating Connectors](#), [e-Store](#), [SCHURTER-Stock-Check](#), [Distributor-Stock-Check](#), [Accessories](#)

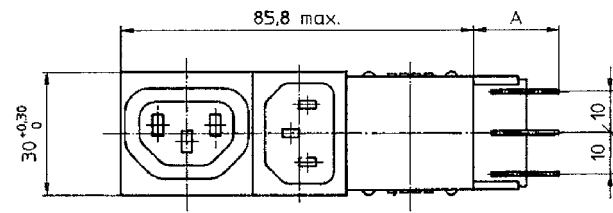
Technical Data

Ratings IEC	1 - 10A @ Ta 40 °C / 250 VAC; 50 Hz	Appliance-Inlet/-Outlet	C14 acc. to IEC/EN 60320-1, F acc. to IEC/EN 60320-2-2, UL 498, CSA C22.2 no. 42 (for cold conditions) pin-temperature 70 °C, 10A, Protection Class 1
Ratings UL/CSA	1 - 10A @ Ta 40 °C / 250 VAC; 60 Hz	Fuseholder	1 or 2 pole, Shocksafe category PC2 acc. to IEC 60127-6, for fuse-links 5 x 20 mm
Leakage Current	standard < 0.5 mA (250 V / 60 Hz) medical < 5 µA (250 V / 60 Hz)	Rated Power Acceptance @ Ta 23 °C	5 x 20: 2W (1 pole)/ 1.6W (2-pole) per pole
Dielectric Strength	> 1.7 kVDC between L-N > 2.7 kVDC between L/N-PE Test voltage (2 sec)	Power Acceptance @ Ta > 23°C	Admissible power acceptance at higher ambient temperature see derating curves
Allowable Operation Temp.	-25 °C to 85 °C	Line Switch	Rocker switch 2-pole, non-illuminated, acc. to IEC 61058-1 Technical details
Climatic Category	25/085/21 acc. to IEC 60068-1	Line Filter	Standard Version, IEC 60939, IEC 60601-1, UL 1283, UL 544, EN 133 200, CSA C22.2 no. 8 Technical details
Degree of Protection	from front side IP 40 acc. to IEC 60529	MTBF	> 1'400'000 h acc. to MIL-HB-217 F
Protection Class	Suitable for appliances with protection class 1 acc. to IEC 61140		
Terminal	Solder terminals 3.5 x 0.8 mm or quick connect terminals 6.3 x 0.8 mm		
Panel Thickness s	Snap-in: 1/1.2/1.5/2/2.5/3 mm 1/1.2/1.5/2/2.5/3 mm		
Material: Housing	Thermoplastic, black, UL 94V-0		

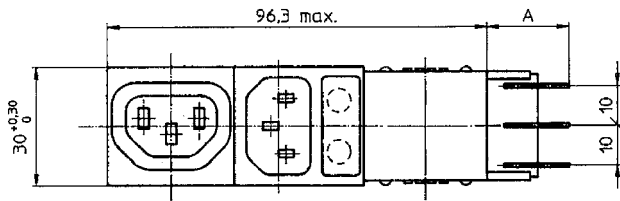
Dimensions



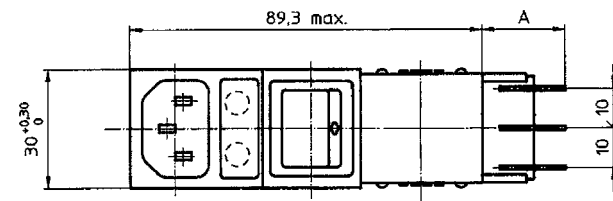
Variants 5411.XX5X.XXX
Mounting \emptyset : 63+0,2 x 27.6+0,2



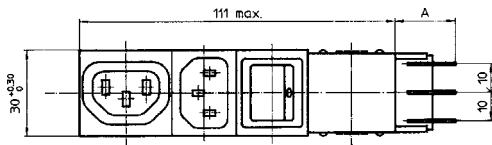
Variants 5421.X05X.XXX
Mounting \emptyset : 85.9+0,2 x 27.6+0,2



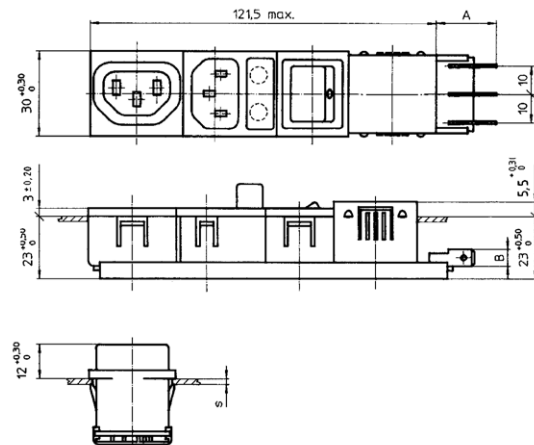
Variants 5423.XX5X.XXX
Mounting \emptyset : 96.4+0,2 x 27.6+0,2



Variants 5424.XX5X.XXX
Mounting \emptyset : 87.9+0,2 x 27.6+0,2



Variants 5431.X05X.XXX
Mounting \emptyset : 111.1+0,2 x 27.6+0,2



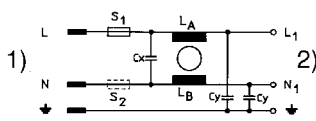
Variants 5432.XX5X.XXX
Mounting \emptyset : 121.6+0,2 x 27.6+0,2

Technical Data of Filter-Components

Rated Current [A]	Filter-Type	Inductances L [mH]	Capacitance CX [nF]	Capacitance CY [nF]	R [M Ω]
1	Standard Version	2 x 11	47	2.2	-
2	Standard Version	2 x 4	47	2.2	-
4	Standard Version	2 x 1.6	47	2.2	-
6	Standard Version	2 x 0.7	47	2.2	-
8	Standard Version	2 x 0.6	47	2.2	-
10	Standard Version	2 x 0.4	47	2.2	-
1	Medical Version (M5)	2 x 11	47	-	1
2	Medical Version (M5)	2 x 4	47	-	1
4	Medical Version (M5)	2 x 1.6	47	-	1
6	Medical Version (M5)	2 x 0.7	47	-	1
8	Medical Version (M5)	2 x 0.6	47	-	1
10	Medical Version (M5)	2 x 0.4	47	-	1

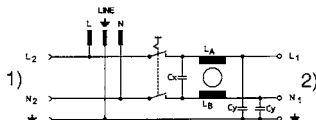
Diagrams

5411



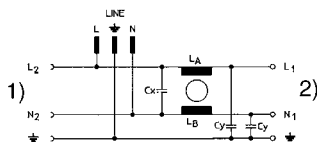
1) Line
2) Load 1

5431



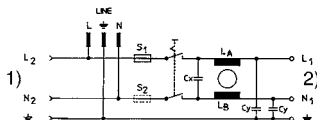
1) Load 2
2) Load 1

5421



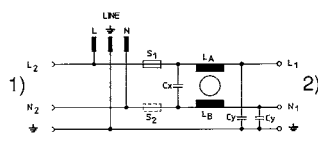
1) Load 2
2) Load 1

5432



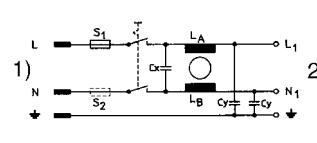
1) Load 2
2) Load 1

5423



1) Load 2
2) Load 1

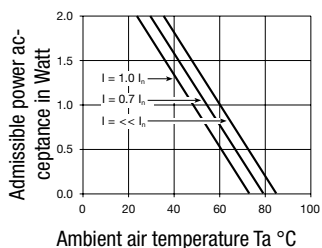
5424



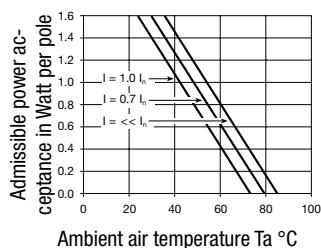
1) Line
2) Load 1

Derating Curves

1-pole



2-pole



Ordering instructions

54 XX.X X XX.XX X

Type of line filter
1 = standard
3 = medical

"Snap-in" panel thickness
10 = 1,0 mm
12 = 1,2 mm
15 = 1,5 mm
20 = 2,0 mm
25 = 2,5 mm
30 = 3,0 mm

Connection
51 = solder terminals 3,5 x 0,8 mm
53 = quick connect terminals 6,3 x 0,8 mm

Fuseholder 5 x 20 mm
0 = without fuseholder
1 = 1-pole
2 = 2-pole

Line filter
1 = 1 Amp.
2 = 2 Amp.
4 = 4 Amp.
6 = 6 Amp.
8 = 8 Amp.
9 = 10 Amp.

Module combination
11 = Appliance inlet, fuseholder
21 = Appliance inlet, appliance outlet
23 = Appliance inlet, fuseholder, appliance outlet
24 = Appliance inlet, fuseholder, switch
31 = Appliance inlet, appliance outlet, switch
32 = Appliance inlet, fuseholder, appliance outlet, switch

Base model

Packaging unit

10 Pcs

Accessories

Description



Cord retaining kits
Cord retaining strain relief

Flat head, A	4700.0001
--------------	-----------

Mating Inlets/Plugs

Category / Description

[Interconnection Cord Overview complete](#)



Interconnection Cord with IEC Plug E, Angled	0607
Interconnection Cord with IEC Plug E, Angled	0608
Interconnection Cord with IEC Plug E, Straight	0609
Interconnection Cord with IEC Plug G, Angled	607B
Interconnection Cord with IEC Plug G, Angled	608B
Interconnection Cord further types to Felcom 54	...

[Plug Overview complete](#)



IEC Plug E, Cord Connector (Rewireable), Straight, max. cable Diameter 8.5 mm	4732
IEC Plug E, Cord Connector (Rewireable), Angled, max. Cable Diameter 10 mm	4733
IEC Plug E, Cord Connector (Rewireable), Straight, max. Cable Diameter 10 mm	4735
IEC Plug E, Cord Connector (Rewireable), Angled, max. Cable Diameter 10 mm	4736
IEC Plug E, Cord Connector (Rewireable), Straight	9009
Plug further types to Felcom 54	...

Mating Outlets/Connectors

[Appliance Outlet Overview complete](#)



IEC Appliance Outlet F, Screw-on Mounting, Front Side, Solder Terminal	4787
IEC Appliance Outlet F, Snap-in Mounting, Front Side, Solder or Quick-connect Terminal	4788
IEC Appliance Outlet F or H, Screw-on Mounting, Front Side, Solder, PCB or Quick-connect Terminal	5091
IEC Appliance Outlet F or H, Screw-on Mounting, Front Side, Solder or Quick-connect Terminal	5092
Appliance Outlet further types to Felcom 54	...

[Connector Overview complete](#)



IEC Connector C15, Rewireable, Straight	0101
IEC Connector C15A, Rewireable, Straight	0102
IEC Connector C15A, Rewireable, Straight	0102-G
IEC Connector C15A, Rewireable, Angled	0112
IEC Connector C13, Rewireable, Angled	4012
Connector further types to Felcom 54	...

[Power Cord Overview complete](#)



Power Cord with IEC Connector C13, Angled	0311
Power Cord with IEC Connector C13, Angled	3011
Power Cord with IEC Connector C13, Angled	3012
Power Cord with IEC Connector C13, Angled	3013
Power Cord with IEC Connector C13	3020
Power Cord further types to Felcom 54	...