

Miniature Fuse with Pigtail, 5.4 x 22.5 mm, Quick-Acting F, cULus, 250 VAC



## UL 248-14 · 250 VAC · Quick-Acting F

See below:

### Approvals and Compliances


#### Description

- UL Standard Fuse
- Low Breaking Capacity

#### Weblinks

[pdf data sheet](#), [html datasheet](#), [General Product Information](#), [Distributor-Stock-Check](#), [Detailed request for product](#)

#### Technical Data

Rated Voltage	250 VAC
Rated current	0.05 - 6.3 A
Breaking Capacity	32 A - 10 kA
Characteristic	Quick-Acting F
Admissible Ambient Air Temp.	-40 °C to 85 °C
Climatic Category	40/085/21 acc. to IEC 60068-1
Material: Tube	Glass
Material: Endcaps	Nickel-Plated Copper Alloy
Material: Axial Leads	Tin-Plated Copper
Unit Weight	1.5 g
Storage Conditions	0 °C to 60 °C, max. 70% r.h.
Product Marking	 Type, Rated current, Rated Voltage, Certification marks

Soldering Methods	Wave <a href="#">Soldering Profile</a>
Solderability	235 °C / 2 sec acc. to IEC 60068-2-20, Test Ta, method 1
Resistance to Soldering Heat	260 °C / 5 sec acc. to IEC 60068-2-20, Test Tb, method 1A

#### Approvals and Compliances


Detailed information on product approvals, code requirements, usage instructions and detailed test conditions can be looked up in [Details about Approvals](#)

SCHURTER products are designed for use in industrial environments. They have approvals from independent testing bodies according to national and international standards. Products with specific characteristics and requirements such as required in the automotive sector according to IATF 16949, medical technology according to ISO 13485 or in the aerospace industry can be offered exclusively with customer-specific, individual agreements by SCHURTER.

#### Approvals



The approval mark is used by the testing authorities to certify compliance with the safety requirements placed on electronic products.

Approval Reference Type: FSK 5x20

Approval Logo	Certificates	Certification Body	Description
	<a href="#">UL Approvals</a>	UL	UL File Number: E184831


#### Product standards

Product standards that are referenced

Organization	Design	Standard	Description
	Designed according to	UL 248-14	Low voltage fuses - Part 14: Additional fuses
	Designed according to	CSA22.2 No. 248.14	Low-Voltage Fuses - Part 14: Supplemental Fuses





## Application standards

Application standards where the product can be used

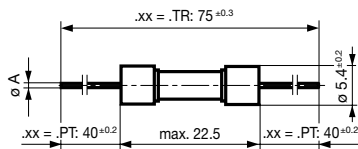
Organization	Design	Standard	Description
	Designed for applications acc.	IEC/UL 62368-1	IEC 62368-1 includes the basic requirements for safety of audio, video, information technology and office equipment.

## Compliances

The product complies with following Guide Lines

Identification	Details	Initiator	Description
	<a href="#">CE declaration of conformity</a>	SCHURTER AG	The CE marking declares that the product complies with the applicable requirements laid down in the harmonisation of Community legislation on its affixing in accordance with EU Regulation 765/2008.
	RoHS	SCHURTER AG	Directive RoHS 2011/65/EU, Amendment (EU) 2015/863
	China RoHS	SCHURTER AG	The law SJ / T 11363-2006 (China RoHS) has been in force since 1 March 2007. It is similar to the EU directive RoHS.
	REACH	SCHURTER AG	On 1 June 2007, Regulation (EC) No 1907/2006 on the Registration, Evaluation, Authorization and Restriction of Chemicals 1 (abbreviated as "REACH") entered into force.

Dimension [mm] 

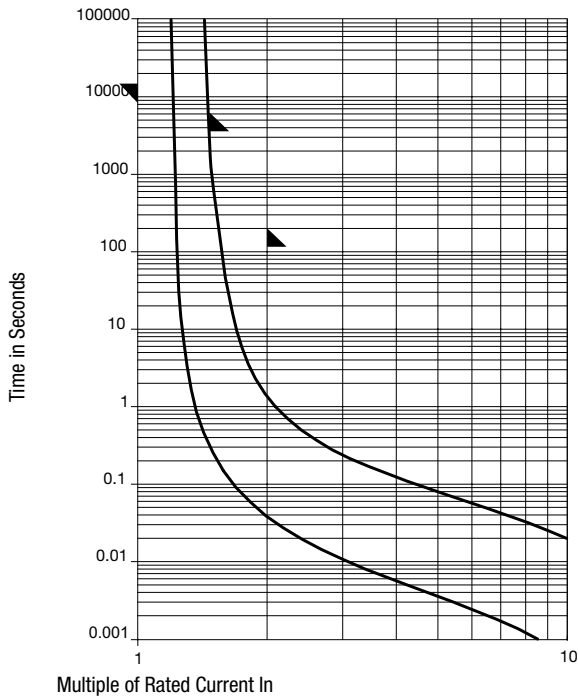


$I_n \leq 6.3 A$ :  $\varnothing A = 0.65$  mm  
 $8 A \leq I_n \leq 12.5 A$ :  $\varnothing A = 0.8$  mm  
 $I_n \geq 16 A$ :  $\varnothing A = 1.0$  mm


## Pre-Arcing Time


Rated Current $I_n$	1.1 x $I_n$ min.	1.35 x $I_n$ max.	2.0 x $I_n$ max.
0.05 A - 6.3 A	4 h	60 min	120 s

Time-Current-Curves



All Variants

Rated Current [A]	Rated Voltage [VAC]	Breaking Capacity	Voltage Drop 1.0 I <sub>n</sub> typ. [mV]	Power Dissipation 1.0 I <sub>n</sub> typ. [mW]	Melting Pt 10.0 I <sub>n</sub> typ. [A <sup>2</sup> s]		Order Number
0.05	250	1)	13000	650	0.00078	●	0034.3851.PT
0.05	250	1)	13000	650	0.00078	●	0034.3851.TR
0.063	250	1)	6600	416	0.0014	●	0034.3852.PT
0.063	250	1)	6600	416	0.0014	●	0034.3852.TR
0.08	250	1)	2900	232	0.00077	●	0034.3853.PT
0.08	250	1)	2900	232	0.00077	●	0034.3853.TR
0.1	250	1)	4500	450	0.0015	●	0034.3854.PT
0.1	250	1)	4500	450	0.0015	●	0034.3854.TR
0.125	250	1)	3700	463	0.031	●	0034.3855.PT
0.125	250	1)	3700	463	0.031	●	0034.3855.TR
0.15	250	1)	2900	435	0.034	●	0034.3856.PT
0.15	250	1)	2900	435	0.034	●	0034.3856.TR
0.18	250	1)	2100	378	0.033	●	0034.3858.PT
0.18	250	1)	2100	378	0.033	●	0034.3858.TR
0.2	250	1)	2300	460	0.043	●	0034.3859.PT
0.2	250	1)	2300	460	0.043	●	0034.3859.TR
0.25	250	1)	2100	525	0.08	●	0034.3860.PT
0.25	250	1)	2100	525	0.08	●	0034.3860.TR
0.3	250	1)	1200	360	0.07	●	0034.3861.PT
0.3	250	1)	1200	360	0.07	●	0034.3861.TR
0.315	250	1)	1700	536	0.084	●	0034.3862.PT
0.315	250	1)	1700	536	0.084	●	0034.3862.TR
0.4	250	1)	370	148	0.03	●	0034.3864.PT
0.4	250	1)	370	148	0.03	●	0034.3864.TR
0.45	250	1)	240	108	0.058	●	0034.3865.PT
0.45	250	1)	240	108	0.058	●	0034.3865.TR
0.5	250	1)	280	140	0.072	●	0034.3866.PT
0.5	250	1)	280	140	0.072	●	0034.3866.TR

Rated Current [A]	Rated Voltage [VAC]	Breaking Capacity	Voltage Drop 1.0 I <sub>n</sub> typ. [mV]	Power Dissipation 1.0 I <sub>n</sub> typ. [mW]	Melting I <sup>2</sup> t 10.0 I <sub>n</sub> typ. [A <sup>2</sup> s]		Order Number
0.63	250	1)	260	164	0.1	●	0034.3867.PT
0.63	250	1)	260	164	0.1	●	0034.3867.TR
0.7	250	1)	270	189	0.28	●	0034.3869.PT
0.7	250	1)	270	189	0.28	●	0034.3869.TR
0.75	250	1)	230	173	0.31	●	0034.3870.PT
0.75	250	1)	230	173	0.31	●	0034.3870.TR
0.8	250	1)	240	192	0.4	●	0034.3871.PT
0.8	250	1)	240	192	0.4	●	0034.3871.TR
1	250	1)	230	230	0.68	●	0034.3872.PT
1	250	1)	230	230	0.68	●	0034.3872.TR
1.2	250	2)	160	192	0.98	●	0034.3873.PT
1.2	250	2)	160	192	0.98	●	0034.3873.TR
1.25	250	2)	160	200	0.97	●	0034.3874.PT
1.25	250	2)	160	200	0.97	●	0034.3874.TR
1.5	250	2)	160	240	1.59	●	0034.3875.PT
1.5	250	2)	160	240	1.59	●	0034.3875.TR
1.6	250	2)	140	224	1.52	●	0034.3876.PT
1.6	250	2)	140	224	1.52	●	0034.3876.TR
2	250	2)	200	400	2.93	●	0034.3877.PT
2	250	2)	200	400	2.93	●	0034.3877.TR
2.5	250	2)	140	350	4.6	●	0034.3879.PT
2.5	250	2)	140	350	4.6	●	0034.3879.TR
3	250	2)	120	360	6.8	●	0034.3880.PT
3	250	2)	120	360	6.8	●	0034.3880.TR
3.15	250	2)	130	410	9.72	●	0034.3881.PT
3.15	250	2)	130	410	9.72	●	0034.3881.TR
3.5	250	2)	130	455	9.75	●	0034.3882.PT
3.5	250	2)	130	455	9.75	●	0034.3882.TR
4	250	3)	120	480	13.31	●	0034.3883.PT
4	250	3)	120	480	13.31	●	0034.3883.TR
5	250	3)	140	700	21.4	●	0034.3884.PT
5	250	3)	140	700	21.4	●	0034.3884.TR
6.3	250	3)	120	756	40.8	●	0034.3885.PT
6.3	250	3)	120	756	40.8	●	0034.3885.TR

Availability for all products can be searched real-time: <https://www.schurter.com/en/Stock-Check/Stock-Check-SCHURTER>

- 1) 10 kA @ 125 VAC , p.f. = 0.7 - 0.8 / 35 A @ 250 VAC , p.f. = 0.7 - 0.8
- 2) 10 kA @ 125 VAC , p.f. = 0.7 - 0.8 / 100 A @ 250 VAC , p.f. = 0.7 - 0.8
- 3) 10 kA @ 125 VAC , p.f. = 0.7 - 0.8 / 200 A @ 250 VAC , p.f. = 0.7 - 0.8

### Packaging Unit

.xx = .PT  
 .xx = .TR

Bulk (1000 pcs.)  
 Taped 33 cm Reel (1000 pcs.)