

Ultra compact and efficient 1-stage filter in ECO design for 3-phase systems



See below:

Approvals and Compliances

Description

- High attenuation value

Applications

- Voltage rating 480 VAC for world wide acceptance
- Especially designed for industrial applications such as: Frequency Converters, Stepper Motor Drives, UPS-Systems, Inverters
- Suitable for use in equipment according to IEC/UL 60950

Weblinks

[pdf data sheet](#), [html data sheet](#), [General Product Information](#), [Distributor-Stock-Check](#), [Detailed request for product](#), [Microsite](#)

Technical Data

Rated Current	16 - 150A @ Ta 40 °C
Rated voltage	480VAC, 50/60 Hz
Approval for	16 - 150A @ Ta 40 °C / 480VAC; 50/60Hz
Overload Current	1.5 x Ir
Leakage Current	< 15mA (440V / 50Hz)
Dielectric Strength	480VAC: > 2.25kVDC between L-L > 3kVDC between L-PE Test voltage 2 sec
Number of Filter Stages	1-stage
Weight	1 - 7 kg
Material: Housing	Aluminum
Sealing Compound	UL 94V-0

Mounting	Screw-on mounting on chassis, upright or lengthwise
Terminal	Bolts and nuts
Operating Temperature	-25 °C to 100 °C
Climatic Category	25/100/21 acc. to IEC 60068-1
Degree of Protection	IP20 acc. to IEC 60529
Protection Class	Suitable for appliances with protection class I acc. to IEC 61140
MTBF	> 200'000h acc. to MIL-HB-217 F

Approvals and Compliances



Detailed information on product approvals, code requirements, usage instructions and detailed test conditions can be looked up in [Details about Approvals](#)

SCHURTER products are designed for use in industrial environments. They have approvals from independent testing bodies according to national and international standards. Products with specific characteristics and requirements such as required in the automotive sector according to IATF 16949, medical technology according to ISO 13485 or in the aerospace industry can be offered exclusively with customer-specific, individual agreements by SCHURTER.

Approvals



The approval mark is used by the testing authorities to certify compliance with the safety requirements placed on electronic products.

Approval Reference Type: FMAC ECO

Approval Logo	Certificates	Certification Body	Description
	VDE Approvals	VDE	Certificate Number: 40028851
	UL Approvals	UL	UL File Number: E72928

Product standards

Product standards that are referenced

Organization	Design	Standard	Description
	Designed according to	IEC 60939	Passive filters for suppressing electromagnetic interference
	Designed according to	UL 1283	Electromagnetic interference filters





Application standards

Application standards where the product can be used

Organization	Design	Standard	Description
	Designed for applications acc.	IEC/UL 60950	IEC 60950-1 includes the basic requirements for the safety of information technology equipment.

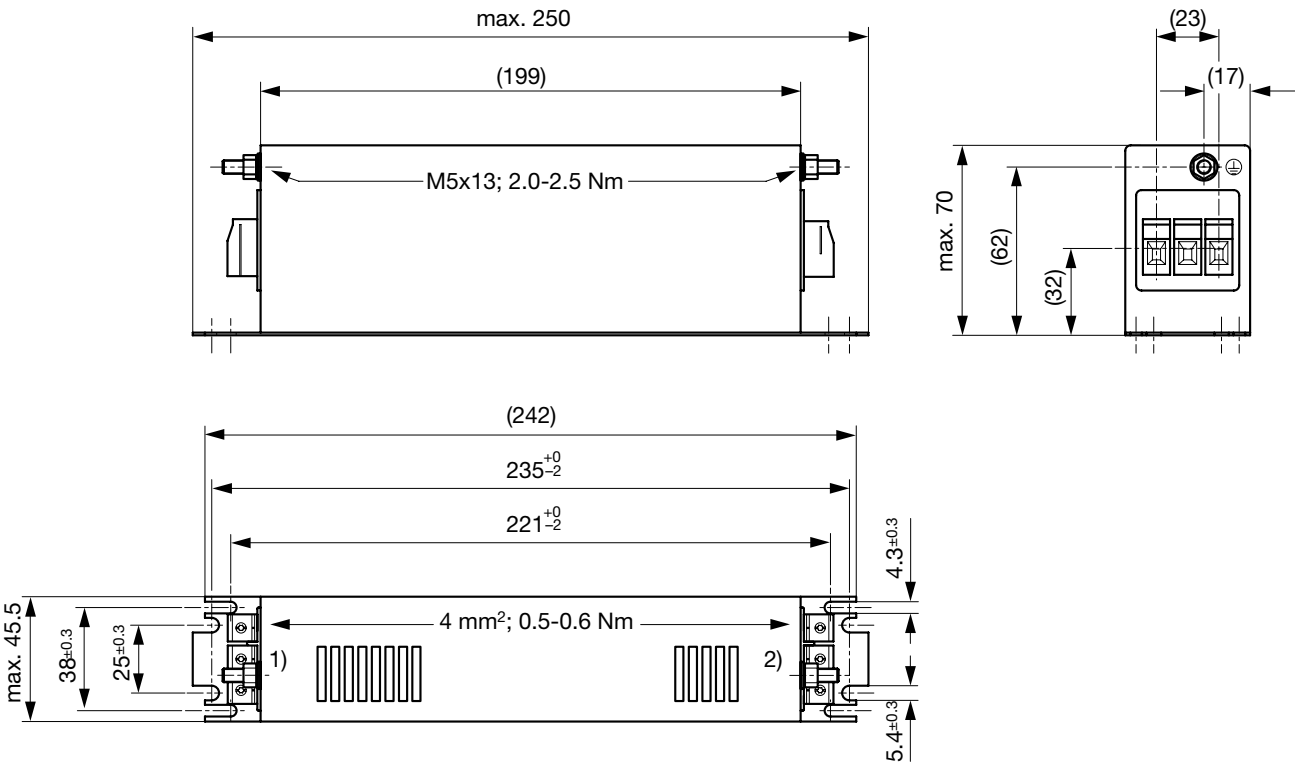
Compliances

The product complies with following Guide Lines

Identification	Details	Initiator	Description
	CE declaration of conformity	SCHURTER AG	The CE marking declares that the product complies with the applicable requirements laid down in the harmonisation of Community legislation on its affixing in accordance with EU Regulation 765/2008.
	RoHS	SCHURTER AG	EU Directive RoHS 2011/65/EU
	China RoHS	SCHURTER AG	The law SJ / T 11363-2006 (China RoHS) has been in force since 1 March 2007. It is similar to the EU directive RoHS.
	REACH	SCHURTER AG	On 1 June 2007, Regulation (EC) No 1907/2006 on the Registration, Evaluation, Authorization and Restriction of Chemicals 1 (abbreviated as "REACH") entered into force.

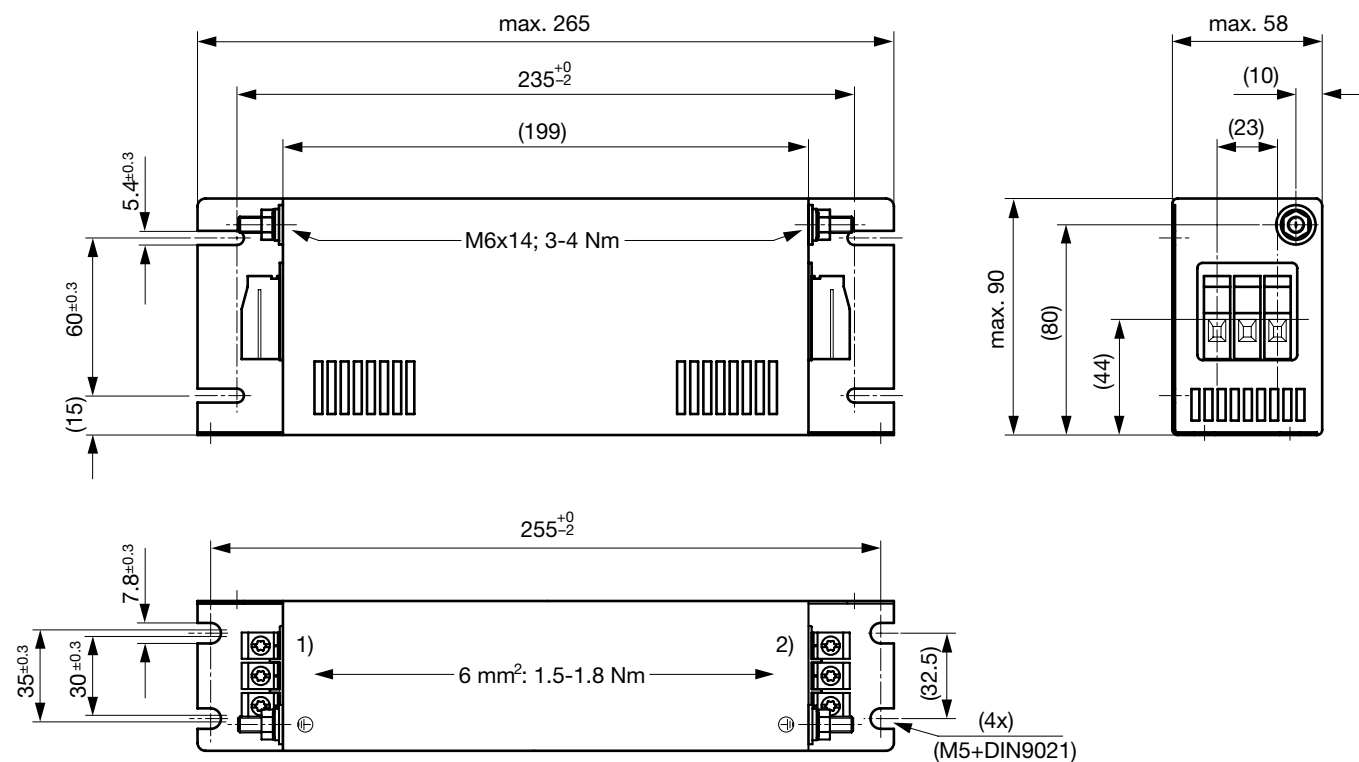
Dimension [mm]

Case 1C



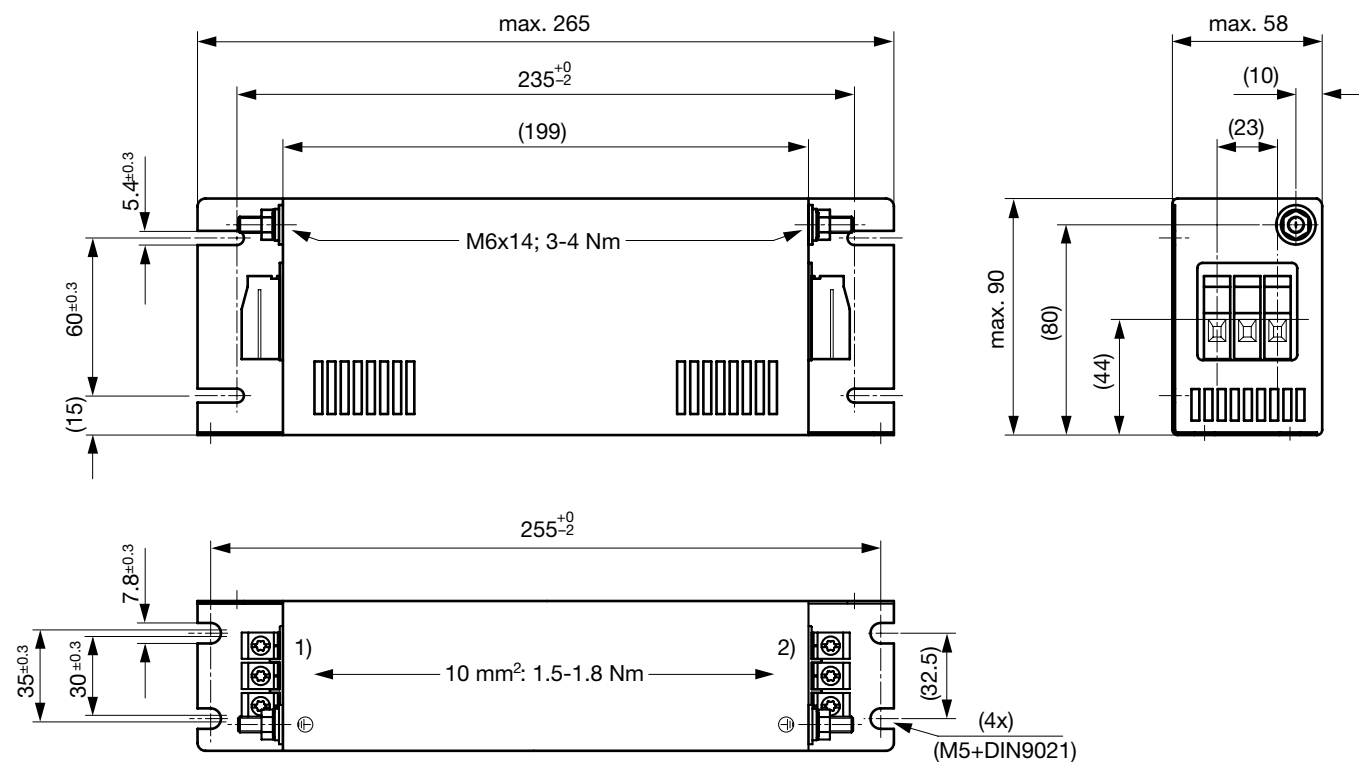
- 1) Line
- 2) Load

Case 1D-6



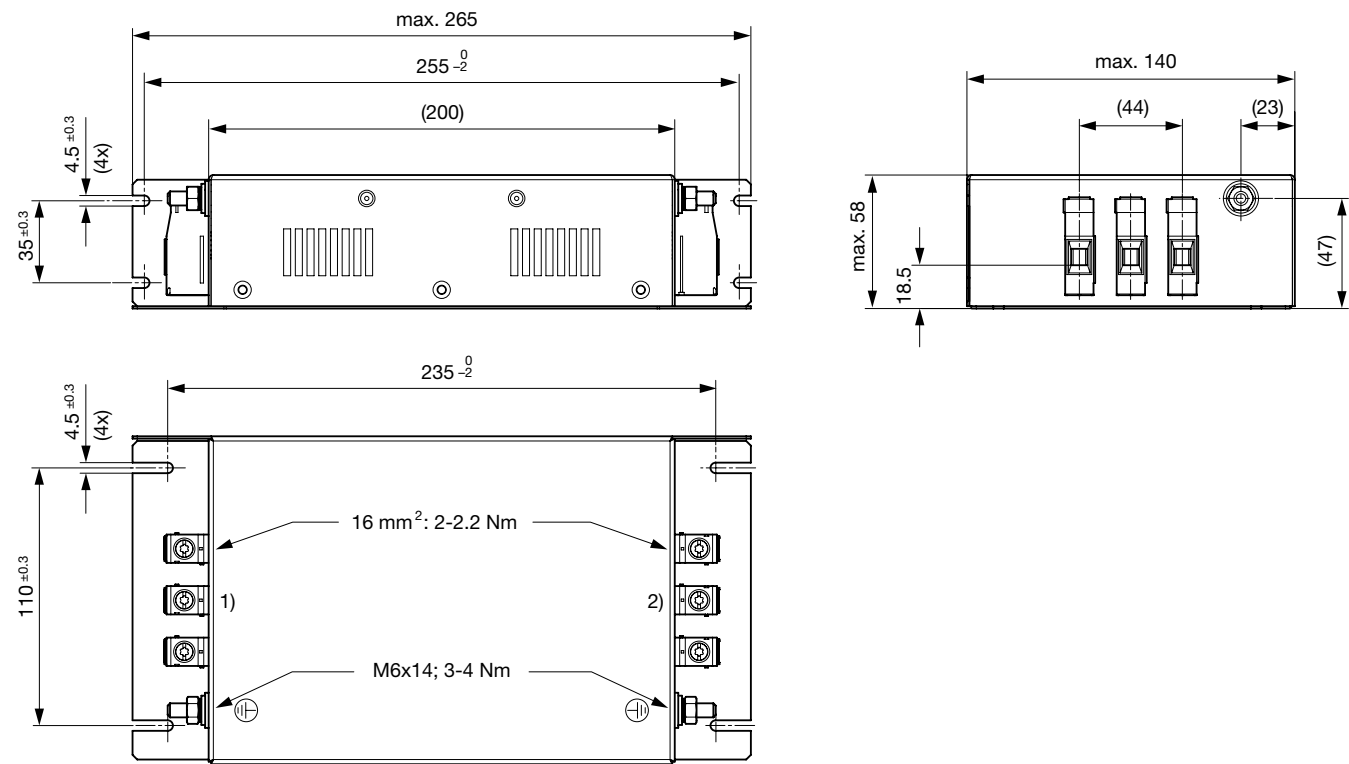
- 1) Line
 2) Load

Case 1D-10



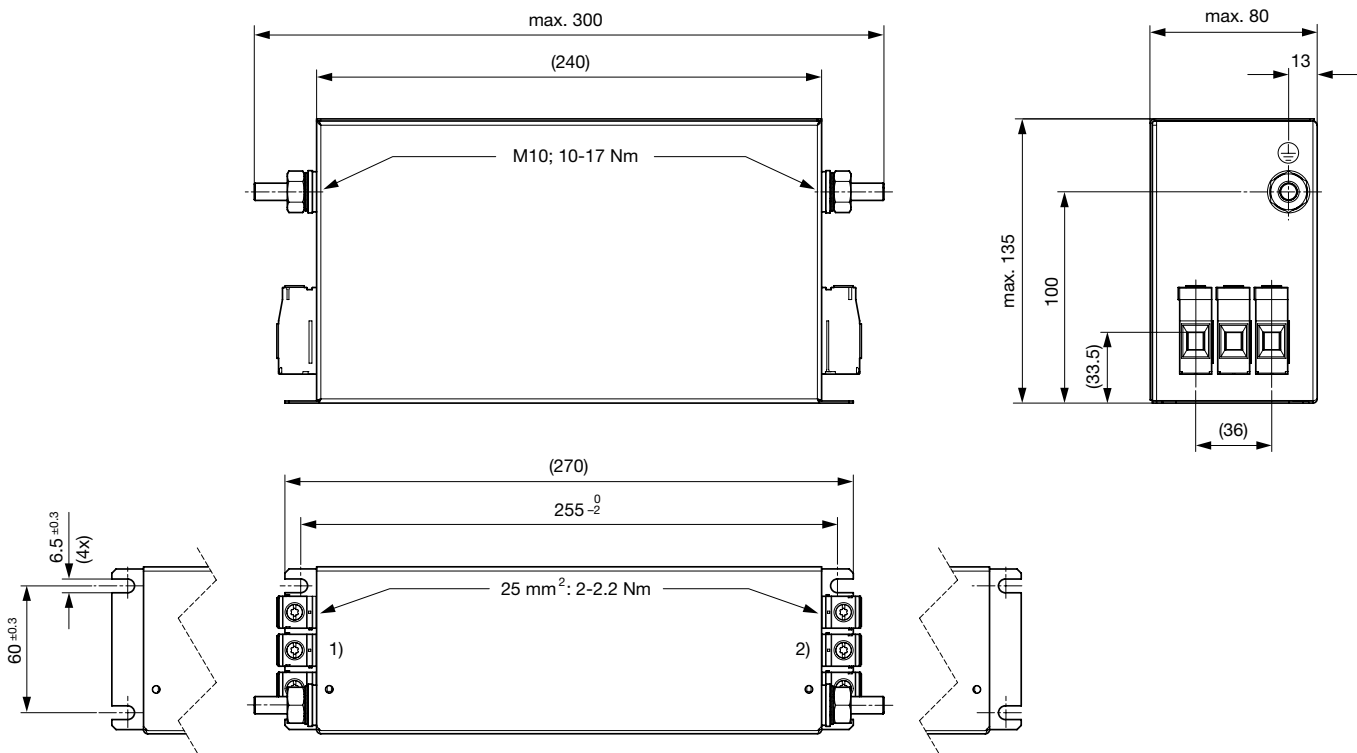
- 1) Line
 2) Load

Case 1E



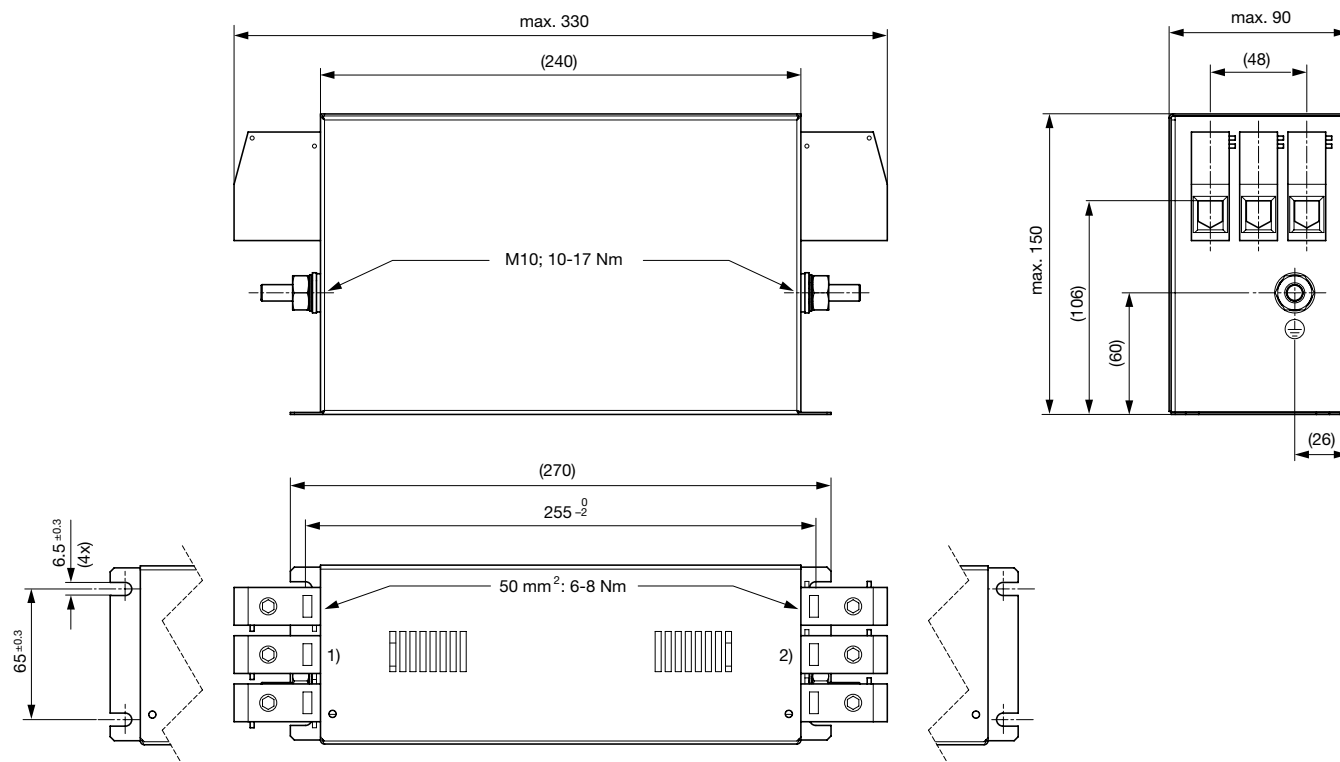
- 1) Line
- 2) Load

Case 1T



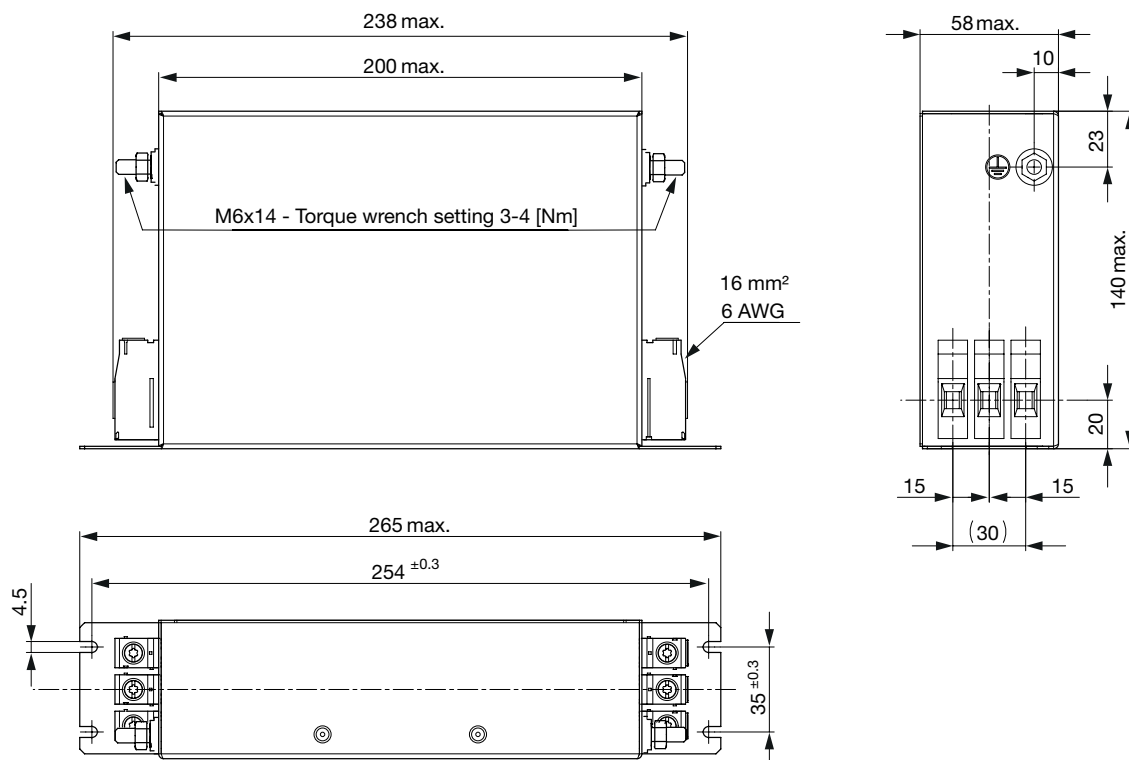
- 1) Line
- 2) Load

Case 1G



1) Line
 2) Load

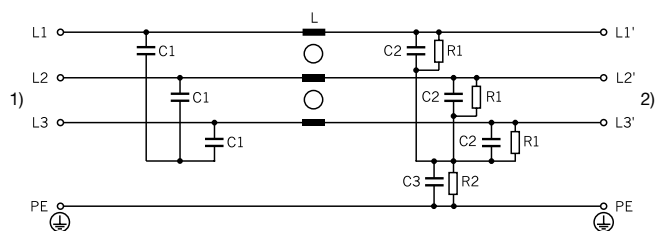
Case SF



Technical data to the filter components

Rated Current [A]	L [mH]	C1 [μF]	C2 [μF]	C3 [μF]	R1 [MΩ]	R2 [MΩ]	Filter-Type
110	0.55	6.6	6.6	3.3	1	1	Indus-
150	0.48	6.6	6.6	3.3	1	1	Indus-
16	0.55	2.2	2.2	3.3	1	1	Indus-
25	0.45	2.2	2.2	3.3	1	1	Indus-
36	0.57	2.2	2.2	3.3	1	1	Indus-
50	0.65	4.7	3.3	3.3	1	1	Indus-
55	0.75	4.7	3.3	3.3	1	1	Indus-
64	0.55	4.7	3.3	3.3	1	1	Indus-
80	0.55	4.7	4.7	3.3	1	1	Indus-

Diagrams



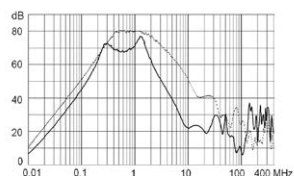
- 1) Line
2) Load

Attenuation Loss

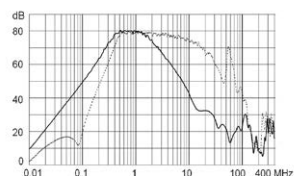
- - - 50Ω differential mode ____ 50Ω common mode

Industrial version

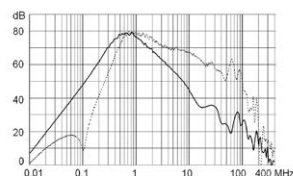
16A (FMAC-091C-1610)



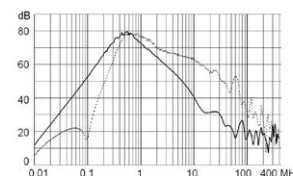
25A (FMAC-091C-2510)



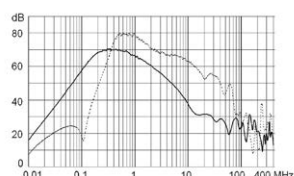
36A (FMAC-091D-3610)



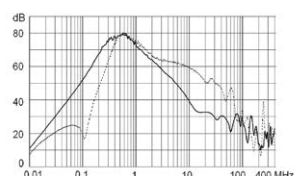
50A (FMAC-091D-5010)



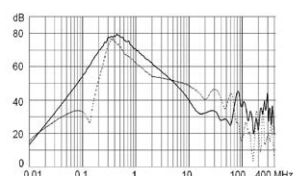
55A (FMAC-091D-5510)



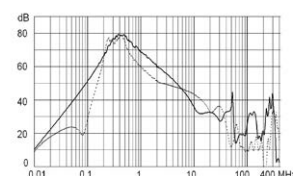
64A (FMAC-091E-6410)



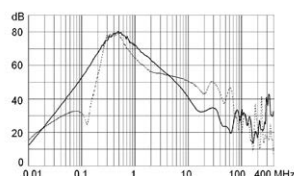
80A (FMAC-091T-8010)



110A (FMAC-091G-H110)



150A (FMAC-091G-H210)



All Variants

Bemessungs- strom @ Tu 40°C (75°C) [A]	Characteristic	Rated Voltage [VAC]	Tripped Po- wer Dissipa- tion [W]	Leakage Current [mA] @ 440V,	Contact Resi- stance [mΩ]	Weight [kg]	Screw clamps [mm2] 2)	Housings	Order Number
16	High attenuation	480	6	8.9	7.6	1 kg	4	1C	FMAC-091C-1610
25	High attenuation	480	8	8.9	4.1	1 kg	4	1C	FMAC-091C-2510
36	High attenuation	480	10	8.9	2.5	1.3 kg	6	1D-6	FMAC-091D-3610
50	High attenuation	480	13	10.2	1.7	1.7 kg	10	1D-10	FMAC-091D-5010
55	High attenuation	480	14	10.2	1.5	1.7 kg	10	1D-10	FMAC-091D-5510
64	High attenuation	480	17	10.2	1.4	2 kg	16	1E	FMAC-091E-6410
110	High attenuation	480	28	11.8	0.8	5.8 kg	50	1G	FMAC-091G-H110
150	High attenuation	480	40	11.8	0.6	7 kg	50	1G	FMAC-091G-H210
80	High attenuation	480	22	11.1	1.1	5.1 kg	25	1T	FMAC-091T-8010
64	High attenuation	480	17	10.2	1.4	2 kg	16	SF	FMAC-3FSF-6410

Most Popular.

Availability for all products can be searched real-time: <https://www.schurter.com/en/Stock-Check/Stock-Check-SCHURTER>

1) Nominal leakage current acc. to IEC60950 - 5.2.5. under normal operating conditions. Note: worst case leakage current acc. to IEC60950 - Annex G4 (situation with two interrupted lines) can be much higher.

2) Maximum conductor cross section (wire gauge) to be used; a comparative table for AWG and mm² values can be found in the general product information www.schurter.com/emc_info

Packaging unit 1 Pcs