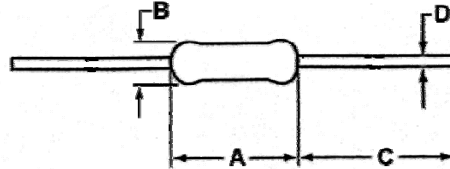


- Features:
- High voltage capability from 1600 to 3500 volts
  - Inexpensive high voltage leaded resistor solution
  - High resistance values up to 1G
  - Tolerances as low as 1%; TCRs as low as 50PPM/°C
  - Flameproof coating (brown) standard; epoxy coating (blue) available



Electrical Specifications						
Type / Code	Power Rating (Watts) @ 70°C	Maximum Working Voltage	Dielectric Withstanding Voltage		Resistance Temperature Coefficient (1)	Ohmic Range (Ω) and Tolerance
			Silicone	Epoxy		
MG14	0.25W	1600V	400V	500V	±100 ppm/°C	100K - 1G
MG12	0.5W	2000V	500V	700V		
MG1	1W	3000V	500V	1000V		
MG2	2W	3500V	700V	1200V		
MGM12	0.5W	1800V	400V	500V		
MGM1	1W	2500V	500V	700V		
MGM2	2W	3500V	500V	1000V		
MGM3	3W	3500V	700V	1200V		

(1) ±50 ppm/°C available for some values and sizes. Contact factory.

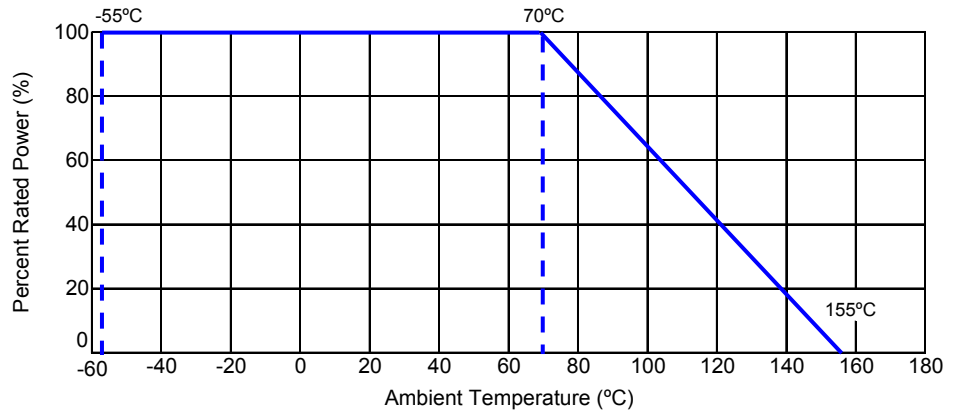


Mechanical Specifications					
Type / Code	A Body Length	B Body Diameter	C Lead Length (Bulk)	D Lead Diameter	Unit
MG14	0.248 ± 0.020	0.091 ± 0.012	1.102 ± 0.079	0.022 ± 0.001	inches
	6.30 ± 0.50	2.30 ± 0.30	28.00 ± 2.00	0.55 ± 0.03	mm
MG12	0.354 ± 0.020	0.126 ± 0.020	1.024 ± 0.079	0.026 ± 0.001	inches
	9.00 ± 0.50	3.20 ± 0.50	26.00 ± 2.00	0.65 ± 0.03	mm
MG1	0.453 ± 0.039	0.157 ± 0.020	1.378 ± 0.079	0.031 ± 0.001	inches
	11.50 ± 1.00	4.00 ± 0.50	35.00 ± 2.00	0.78 ± 0.03	mm
MG2	0.610 ± 0.039	0.197 ± 0.020	1.260 ± 0.079	0.031 ± 0.001	inches
	15.50 ± 1.00	5.00 ± 0.50	32.00 ± 2.00	0.78 ± 0.03	mm
MGM12	0.248 ± 0.020	0.091 ± 0.012	1.102 ± 0.079	0.022 ± 0.001	inches
	6.30 ± 0.50	2.30 ± 0.30	28.00 ± 2.00	0.55 ± 0.03	mm
MGM1	0.354 ± 0.020	0.157 ± 0.020	1.024 ± 0.079	0.026 ± 0.001	inches
	9.00 ± 0.50	4.00 ± 0.50	26.00 ± 2.00	0.65 ± 0.03	mm
MGM2	0.453 ± 0.039	0.177 ± 0.020	1.378 ± 0.079	0.031 ± 0.001	inches
	11.50 ± 1.00	4.50 ± 0.50	35.00 ± 2.00	0.78 ± 0.03	mm
MGM3	0.610 ± 0.039	0.197 ± 0.020	1.260 ± 0.079	0.031 ± 0.001	inches
	15.50 ± 1.00	5.00 ± 0.50	32.00 ± 2.00	0.78 ± 0.03	mm

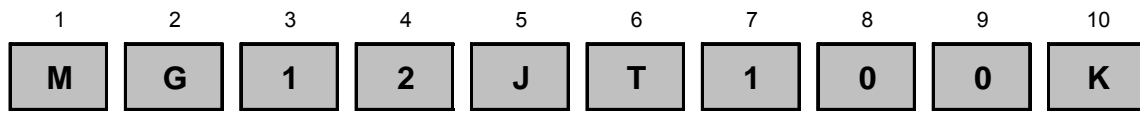
Performance Characteristics	
Test	Requirement
Short Time Overload	$\pm (1\% + 0.05\Omega)$
Moisture Resistance	$\pm (5\% + 0.05\Omega)$
Load Life	$\pm (3\% + 0.05\Omega)$
Insulation Resistance	$> 10,000 \text{ M}\Omega$
Resistance to Soldering Heat	$\pm (1\% + 0.05\Omega)$
Temperature Cycling	$\pm (1\% + 0.05\Omega)$
Terminal Strength	$\pm (1\% + 0.05\Omega)$
Intermittent Overload	$\pm (1\% + 0.05\Omega)$

Operating Temperature Range: -55°C to +155°C

**Power Derating Curve:**



**How to Order**



Product Series		Size	Power Rating	Tolerance			Packaging				Resistance Value	
MG	Standard Size	14	0.25W	Code	Tol	Value	T	Tape and Reel	Size		Quantity	Four characters with the multiplier used as the decimal holder.  10 Kohm = 10K0 1 Mohm = 1M00 200 Mohm = 200M
	Silicone Coating	12	0.5W	F	1%	E24			MG14, MGM12	5,000		
MGM	Mini Size	1	1W	J	5%		MG12, MGM1	3,000				
	Silicone Coating	2	2W	K	10%		MG1, MGM2	2,000				
MGE	Standard Size	3	3W			MG2, MGM3	1,000					
	Epoxy Coating			MG14, MGM12	5,000							
MGME	Mini Size					MG1, MG12, MG2	1,000					
	Epoxy Coating					MGM1, MGM2, MGM3						
						B	Bulk	all sizes		1,000		

Legacy Part Number (before January 3, 2011):

SEI Type		Code	Nominal Resistance	Tolerance		Packaging				
<b>MG</b>		<b>1/2</b>	<b>100K</b>	<b>5%</b>		<b>R</b>				
Type	Description	Code			Tol	Values	Type	Qty	Description	Code
MG	Standard Size - Silicone Coating	1/4			1%	E24	All	1,000	Bulk	A
MGM	Mini Size - Silicone Coating	1/2			5%	E24	MG1, MG12, MG2, MGM1, MGM2, MGM3	1,000	Ammo	T
MGE	Standard Size - Epoxy Coating	1			10%	E24	MG14, MGM12	5,000		
MGME	Mini Size - Epoxy Coating	2					MG2, MGM3	1,000	Reel	R
		3					MG1, MGM2	2,000		
							MG12, MGM1	2,500		
							MG14, MGM12	3,000		
								5,000		