

Feature

- The smallest beads used for high current.
(CIC: ~3A, CIS: ~6A)

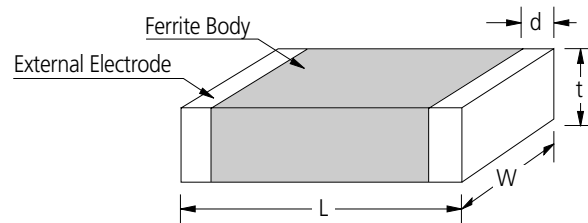
Application

- Suppression of noise in power line

The CIC/CIS Series can be used in high current owing to their low DC resistance. They can match power lines to a maximum of 6A DC.

Operating Temp	-55~+125°C
Storage Temp	-10~+40°C

Dimensions



Unit : mm

SIZE CODE	L	W	t	d
05	1.0±0.05	0.5±0.05	0.5±0.05	0.25±0.1
10	1.6±0.15	0.8 ±0.15	0.8±0.15/0.6±0.15	0.3±0.2
21	2.0±0.2	1.25±0.2	0.9±0.2	0.5+0.2,-0.3
31	3.2±0.2	1.6±0.2	1.1±0.2	0.5+0.2,-0.3
32	3.2±0.2	2.5±0.2	1.3±0.2	0.5±0.3
41	4.5±0.2	1.6±0.2	1.6±0.2/1.2±0.2	0.5±0.3

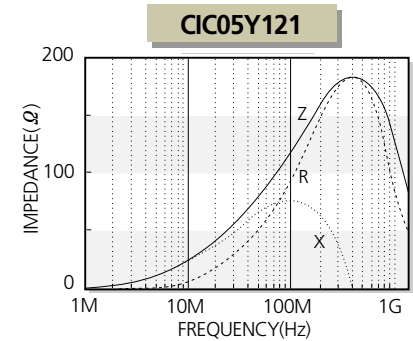
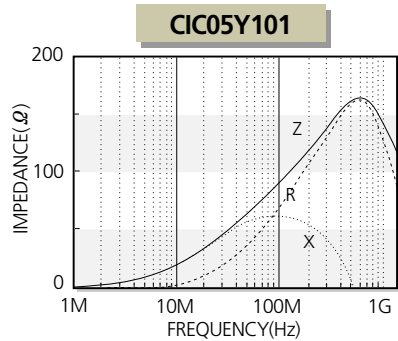
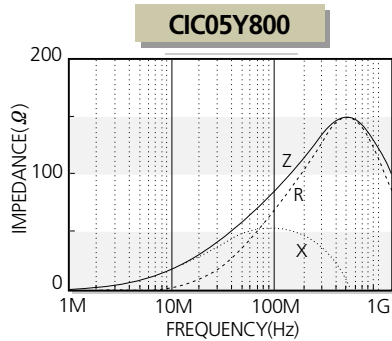
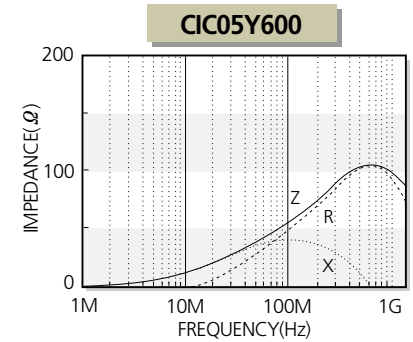
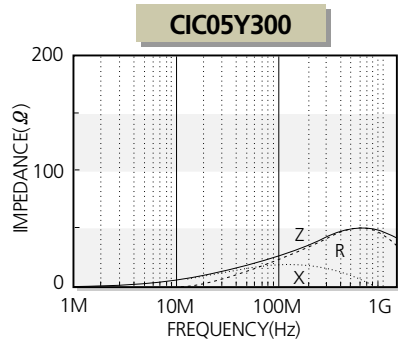
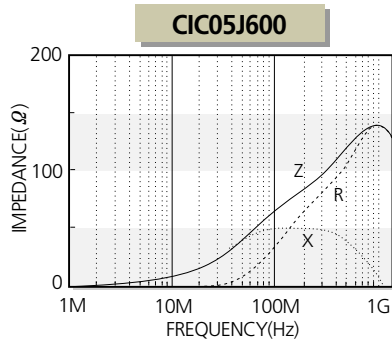
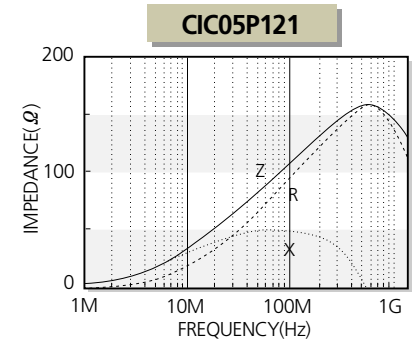
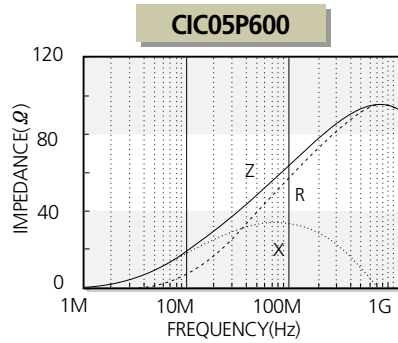
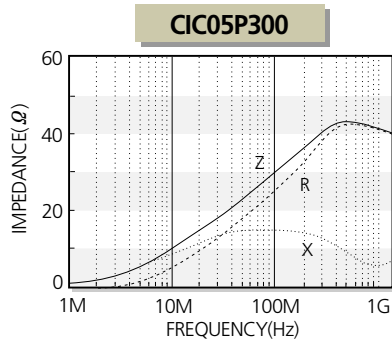
Part Numbering

CI **C** **05** **P** **300** **N** **C**
 (1) (2) (3) (4) (5) (6) (7)

- (1) Chip Beads
- (2) C: For high current ~3A, S: Ultra high current ~6A
- (3) Dimension
- (4) Material Code(J, P)
- (5) Nominal impedance(310: 31Ω, 121: 120Ω)
- (6) Thickness option(N: Standard, A: Thinner than standard, B: Thicker than standard)
- (7) Packaging(C: paper tape, E: embossed tape)

CIC 1005(0402) Type

Part No.	Thickness (mm)	Impedance (Ω) $\pm 25\%$ @ 100 MHz	DC Resistance (Ω) Max.	Rated Current (mA) Max.
CIC 05P 300	0.50 \pm 0.05	30	0.05	1500
CIC 05P 600	0.50 \pm 0.05	60	0.09	1500
CIC 05P 121	0.50 \pm 0.05	120	0.09	1500
CIC 05J 600	0.50 \pm 0.05	60	0.10	1500
CIC05Y100	0.50 \pm 0.05	10	0.05	1000
CIC05Y300	0.50 \pm 0.05	30	0.035	2200
CIC05Y600	0.50 \pm 0.05	60	0.06	1700
CIC05Y800	0.50 \pm 0.05	80	0.07	1500
CIC05Y101	0.50 \pm 0.05	100	0.07	1500
CIC05Y121	0.50 \pm 0.05	120	0.09	1300



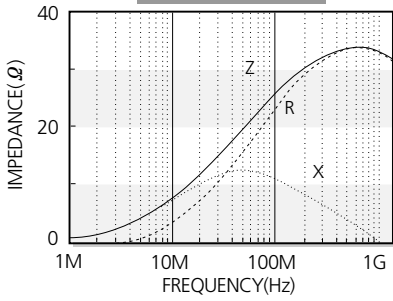
CIC 1608(0603) Type

Part No.	Thickness (mm)	Impedance (Ω) $\pm 25\%$ @ 100 MHz	DC Resistance (Ω) Max.	Rated Current (mA) Max.
CIC 10P 080	0.8 \pm 0.15	8	0.03	3000
CIC 10P 220	0.8 \pm 0.15	22	0.025	3000
CIC 10P 300	0.8 \pm 0.15	30	0.1	3000
CIC 10P 330	0.8 \pm 0.15	33	0.1	3000
CIC 10P 600	0.8 \pm 0.15	60	0.1	2000
CIC 10P 800	0.8 \pm 0.15	80	0.1	2000
CIC 10P 101	0.8 \pm 0.15	100	0.1	2000
CIC 10P 121	0.8 \pm 0.15	120	0.1	2000
CIC 10P 151	0.8 \pm 0.15	150	0.15	1500
CIC 10P 181	0.8 \pm 0.15	180	0.09	1500
CIC 10P 221	0.8 \pm 0.15	220	0.15	1000
CIC 10P 301	0.8 \pm 0.15	300	0.15	750
CIC 10P 331	0.8 \pm 0.15	330	0.15	1200
CIC 10P 471	0.8 \pm 0.15	470	0.2	750
CIC 10P 601	0.8 \pm 0.15	600	0.15	1000
CIC 10J 080	0.8 \pm 0.15	8	0.02	3000
CIC 10J 300	0.8 \pm 0.15	30	0.03	2000
CIC 10J 470	0.8 \pm 0.15	47	0.05	2000
CIC 10J 600	0.8 \pm 0.15	60	0.1	2000
CIC 10J 800	0.8 \pm 0.15	80	0.1	2000
CIC 10J 121	0.8 \pm 0.15	120	0.15	2000
CIC 10J 151	0.8 \pm 0.15	150	0.15	1500
CIC 10J 221	0.8 \pm 0.15	220	0.15	1500
CIC 10J 301	0.8 \pm 0.15	300	0.15	800
CIC 10J 471	0.8 \pm 0.15	470	0.15	800
CIC 10J 601	0.8 \pm 0.15	600	0.15	750

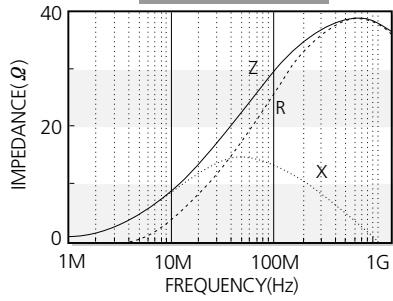
※Test equipment: Agilent E4991A + 16192A

Electrical Characteristics

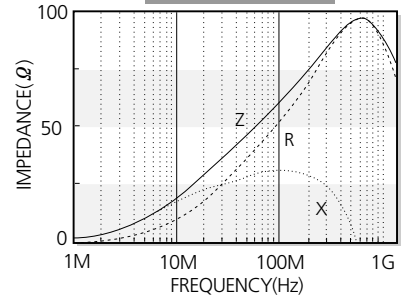
CIC10P220



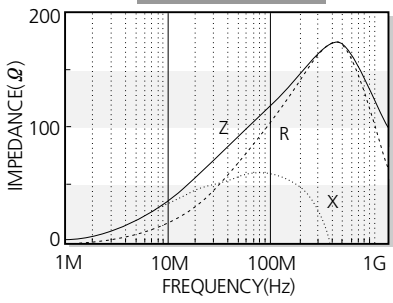
CIC10P300



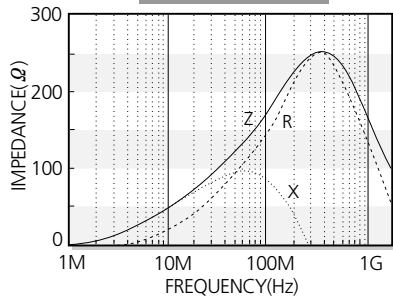
CIC10P600



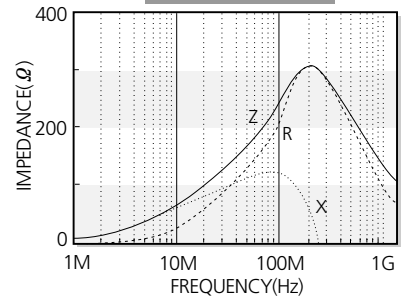
CIC10P121



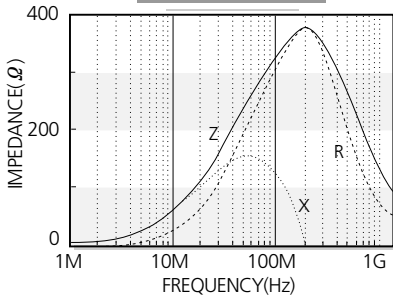
CIC10P181



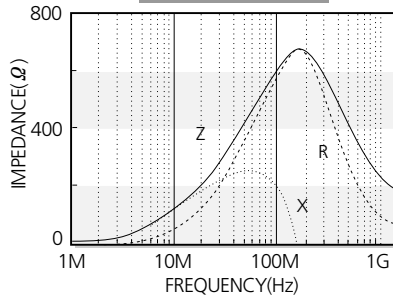
CIC10P221



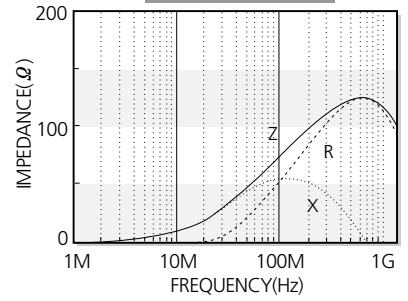
CIC10P331



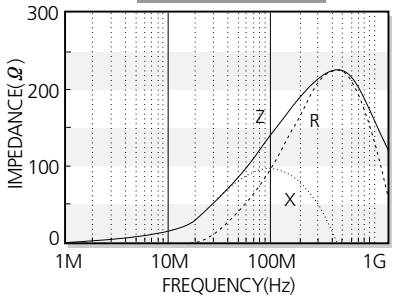
CIC10P601



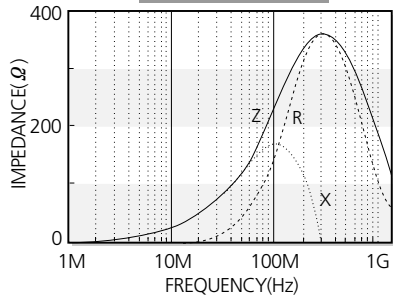
CIC10J600



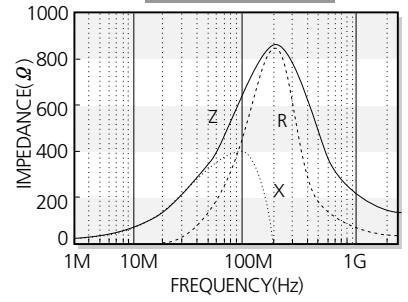
CIC10J121



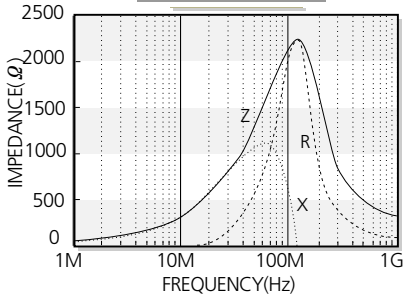
CIC10J221



CIC10J601



CIC10J252

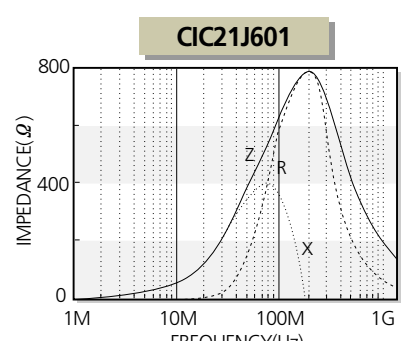
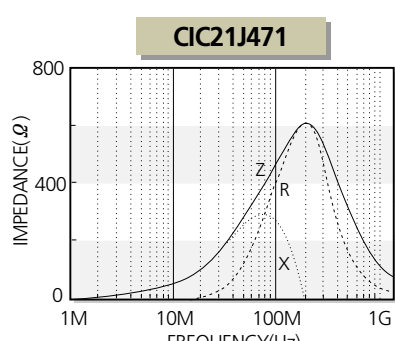
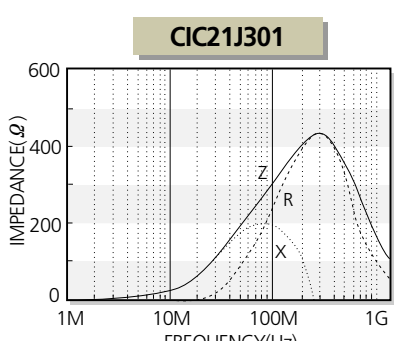
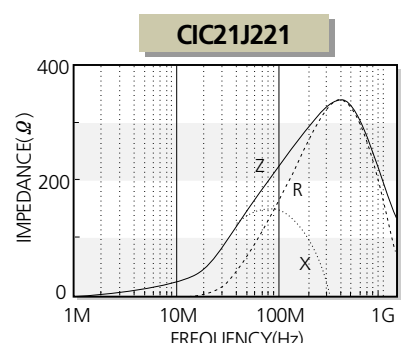
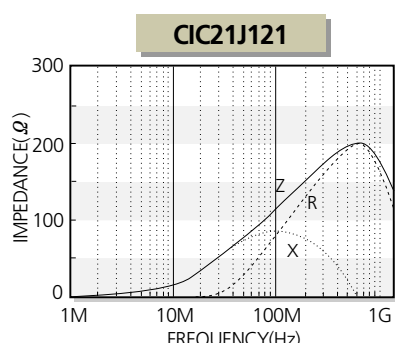
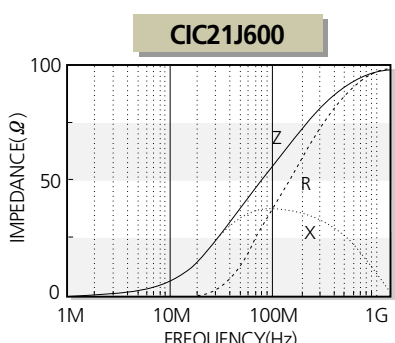
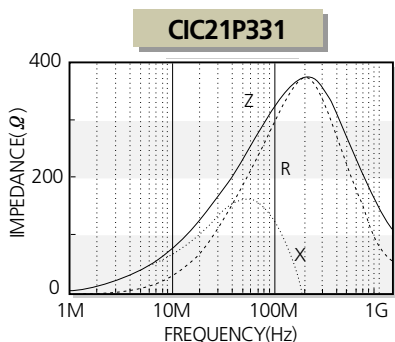
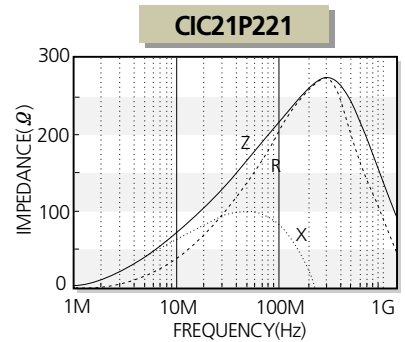
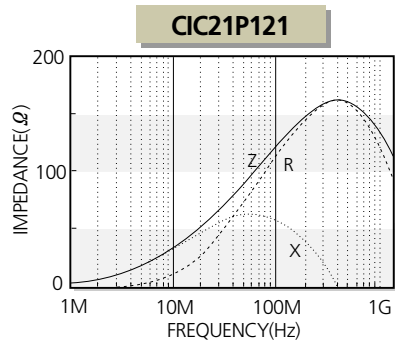
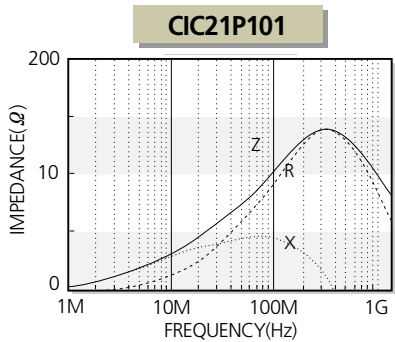
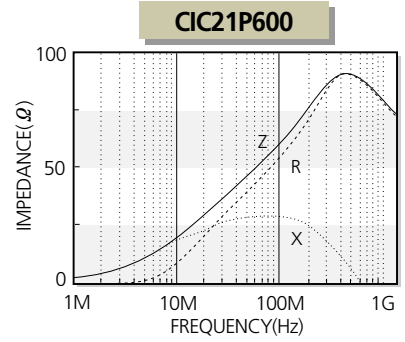
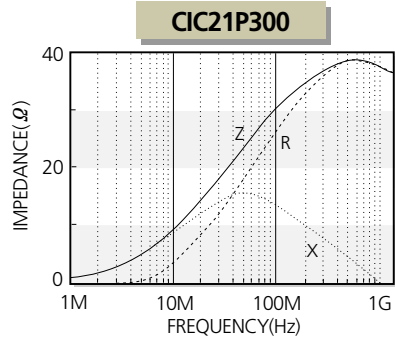
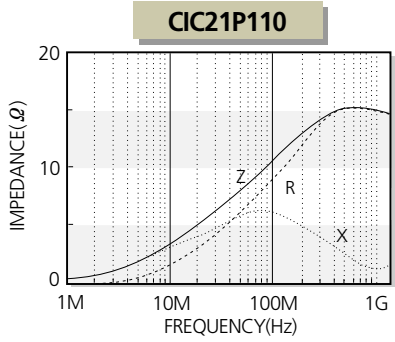


CIC 2012(0805) Type

Part No.	Thickness (mm)	Impedance (Ω) \pm 25% @ 100 MHz	DC Resistance (Ω) Max.	Rated Current (mA) Max.
CIC 21P 110	0.90 \pm 0.2	11	0.05	6000
CIC 21P 300	0.90 \pm 0.2	30	0.015	3000
CIC 21P 600	0.90 \pm 0.2	60	0.05	3000
CIC 21P 800	0.90 \pm 0.2	80	0.025	2500
CIC 21P 101	0.90 \pm 0.2	100	0.02	2000
CIC 21P 121	0.90 \pm 0.2	120	0.05	2000
CIC 21P 221	0.90 \pm 0.2	220	0.05	2000
CIC 21P 331	0.85 \pm 0.2	330	0.05	2000
CIC 21P 601	0.90 \pm 0.2	600	0.15	1000
CIC 21J 600	0.90 \pm 0.2	60	0.03	3800
CIC 21J 121	0.90 \pm 0.2	120	0.05	2500
CIC 21J 221	0.90 \pm 0.2	220	0.05	1500
CIC 21J 301	0.90 \pm 0.2	300	0.10	1500
CIC 21J 471	0.90 \pm 0.2	470	0.08	1500
CIC 21J 601	0.90 \pm 0.2	600	0.15	1000

※ Test equipment: Agilent E4991A + 16192A

Electrical Characteristics



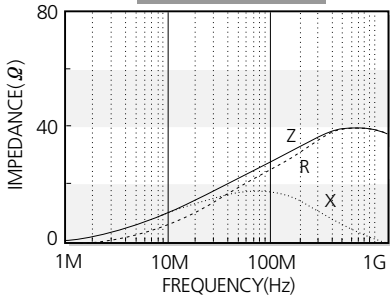
CIC 3216(1206) Type

Part No.	Thickness (mm)	Impedance (Ω) \pm 25% @ 100 MHz	DC Resistance (Ω) Max.	Rated Current (mA) Max.
CIC 31P 260 NE	1.1 \pm 0.2	26	0.01	6000
CIC 31P 300 NE	1.1 \pm 0.2	30	0.03	6000
CIC 31P 310 NE	1.1 \pm 0.2	31	0.01	6000
CIC 31P 330 NE	1.1 \pm 0.2	33	0.01	6000
CIC 31P 350 NE	1.1 \pm 0.2	35	0.025	3000
CIC 31P 500 NE	1.1 \pm 0.2	50	0.025	3000
CIC 31P 520 NE	1.1 \pm 0.2	52	0.025	3000
CIC 31P 600 NE	1.1 \pm 0.2	60	0.025	3000
CIC 31P 680 NE	1.1 \pm 0.2	68	0.025	3000
CIC 31P 700 NE	1.1 \pm 0.2	70	0.025	3000
CIC 31P 800 NE	1.1 \pm 0.2	80	0.025	3000
CIC 31P 900 NE	1.1 \pm 0.2	90	0.025	2000
CIC 31P 121 NE	1.1 \pm 0.2	120	0.025	2000
CIC 31P 151 NE	1.1 \pm 0.2	150	0.05	2000
CIC 31P 221 NE	1.1 \pm 0.2	220	0.05	2000
CIC 31P 301 NE	1.1 \pm 0.2	300	0.05	2000
CIC 31P 391 NE	1.1 \pm 0.2	390	0.05	2000
CIC 31P 471 NE	1.1 \pm 0.2	470	0.07	1500
CIC 31P 501 NE	1.1 \pm 0.2	500	0.07	1500
CIC 31P 601 NE	1.1 \pm 0.2	600	0.07	1500
CIC 31J 300 NE	1.1 \pm 0.2	30	0.02	4000
CIC 31J 500 NE	1.1 \pm 0.2	50	0.02	4000
CIC 31J 680 NE	1.1 \pm 0.2	68	0.02	4000
CIC 31J 800 NE	1.1 \pm 0.2	80	0.02	4000
CIC 31J 900 NE	1.1 \pm 0.2	90	0.02	4000
CIC 31J 121 NE	1.1 \pm 0.2	120	0.03	4000
CIC 31J 151 NE	1.1 \pm 0.2	150	0.03	3000
CIC 31J 241 NE	1.1 \pm 0.2	240	0.05	3000
CIC 31J 301 NE	1.1 \pm 0.2	300	0.05	3000
CIC 31J 471 NE	1.1 \pm 0.2	470	0.05	3000
CIC 31J 501 NE	1.1 \pm 0.2	500	0.05	3000
CIC 31J 601 NE	1.1 \pm 0.2	600	0.05	2500

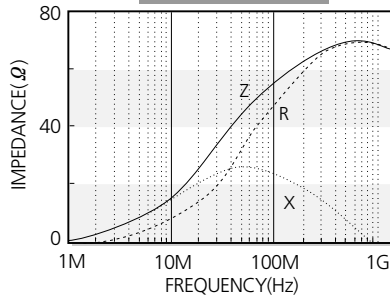
*Test equipment: Agilent E4991A + 16192A

Electrical Characteristics

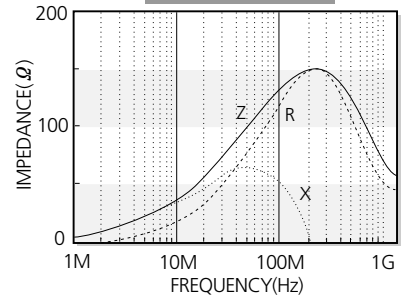
CIC31P300



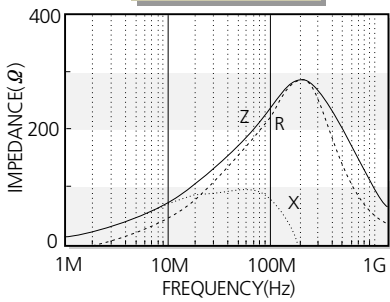
CIC31P500



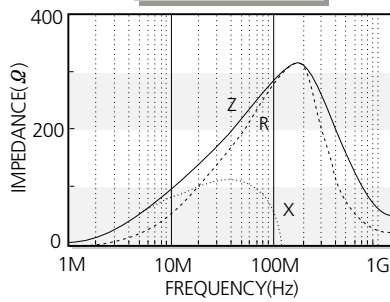
CIC31P121



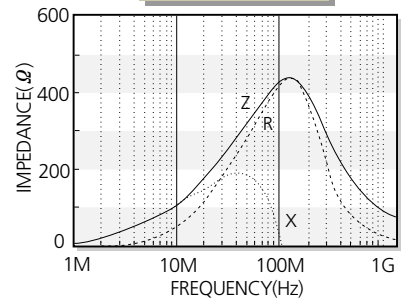
CIC31P221



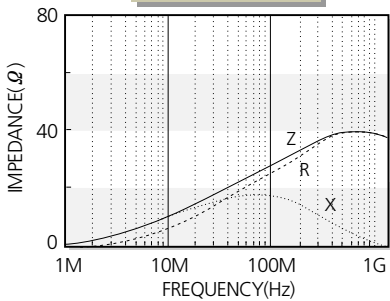
CIC31P301



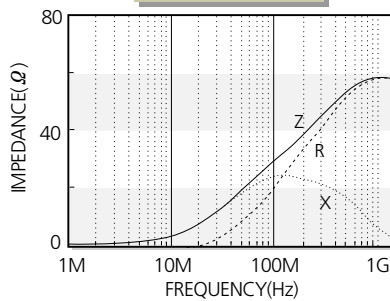
CIC31P471



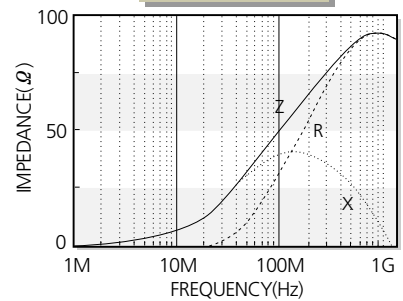
CIC31P601



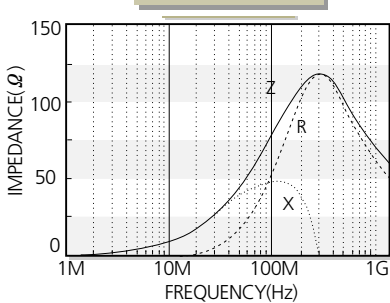
CIC31J300



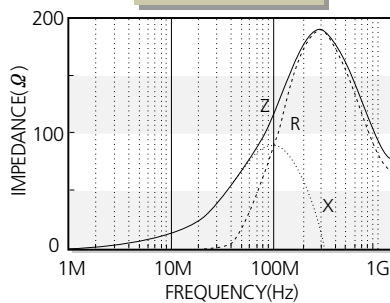
CIC31J500



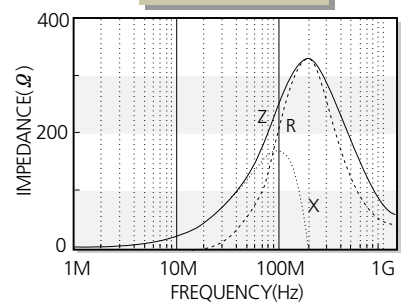
CIC31J800



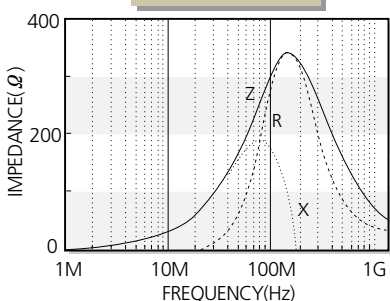
CIC31J121



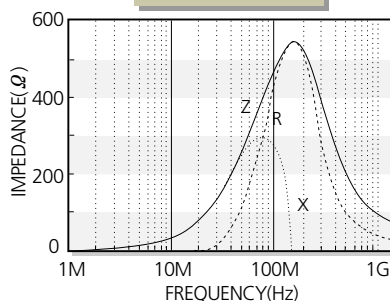
CIC31J241



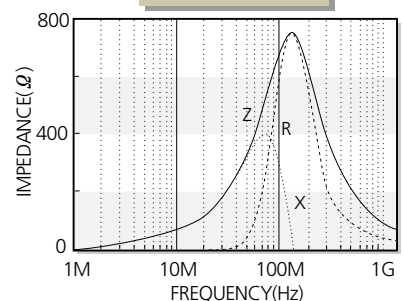
CIC31J301



CIC31J471



CIC31J601



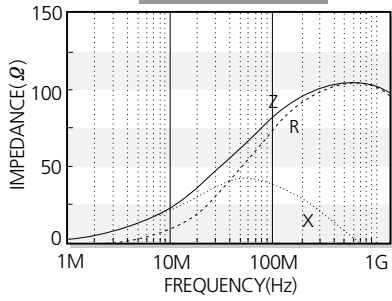
CIC 4516(1806) Type

Part No.	Thickness (mm)	Impedance (Ω) \pm 25% @ 100 MHz	DC Resistance (Ω) Max.	Rated Current (mA) Max.
CIC 41P 260 NE	1.6 \pm 0.2	26	0.01	6000
CIC 41P 600 NE	1.6 \pm 0.2	60	0.01	6000
CIC 41P 750 NE	1.6 \pm 0.2	75	0.01	6000
CIC 41P 800 NE	1.6 \pm 0.2	80	0.01	6000
CIC 41P 910 NE	1.6 \pm 0.2	91	0.03	3000
CIC 41P 111 NE	1.6 \pm 0.2	110	0.025	3000
CIC 41P 121 NE	1.6 \pm 0.2	120	0.025	3000
CIC 41P 151 NE	1.6 \pm 0.2	150	0.025	3000
CIC 41P 181 NE	1.6 \pm 0.2	180	0.025	3000
CIC 41P 221 NE	1.6 \pm 0.2	220	0.05	2000
CIC 41P 301 NE	1.6 \pm 0.2	300	0.05	2000
CIC 41P 471 NE	1.6 \pm 0.2	470	0.05	2000
CIC 41P 601 NE	1.6 \pm 0.2	600	0.08	1500
CIC 41J 260 NE	1.6 \pm 0.2	26	0.01	6000
CIC 41J 400 NE	1.6 \pm 0.2	40	0.01	6000
CIC 41J 600 NE	1.6 \pm 0.2	60	0.01	6000
CIC 41J 800 NE	1.6 \pm 0.2	80	0.01	6000
CIC 41J 910 NE	1.6 \pm 0.2	91	0.02	3000
CIC 41J 121 NE	1.6 \pm 0.2	120	0.03	3000
CIC 41J 151 NE	1.6 \pm 0.2	150	0.03	3000
CIC 41J 221 NE	1.6 \pm 0.2	220	0.04	2500
CIC 41J 301 NE	1.6 \pm 0.2	300	0.04	2500
CIC 41J 471 NE	1.6 \pm 0.2	470	0.04	2500
CIC 41J 601 NE	1.6 \pm 0.2	600	0.04	2500

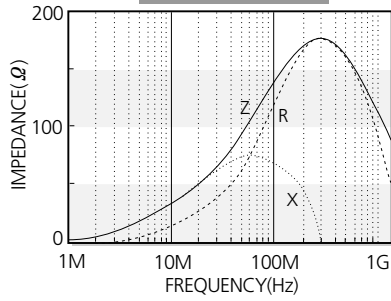
※Test equipment: Agilent E4991A + 16192A

Electrical Characteristics

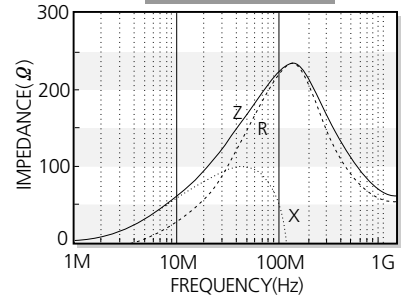
CIC41P800



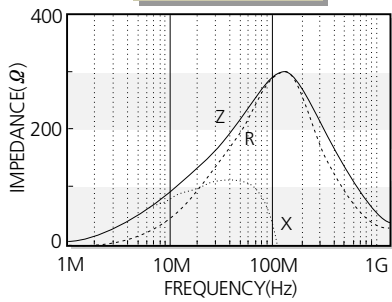
CIC41P121



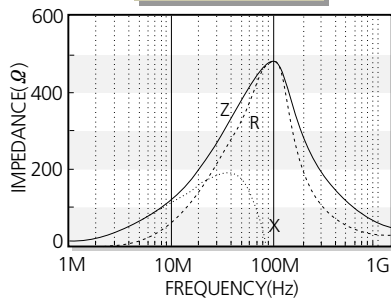
CIC41P221



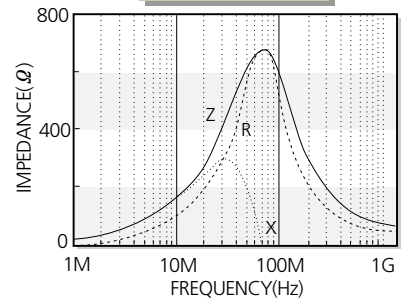
CIC41P301



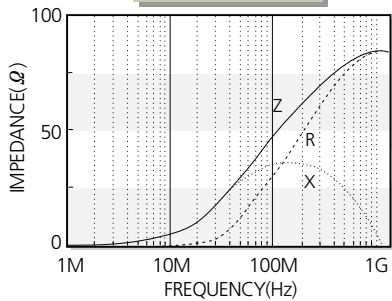
CIC41P471



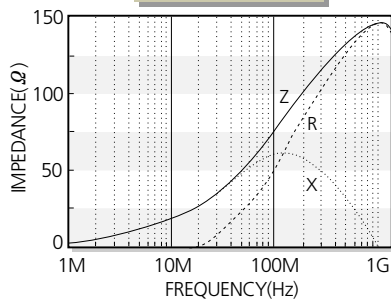
CIC41P601



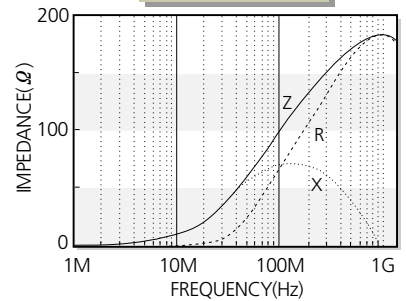
CIC41J400



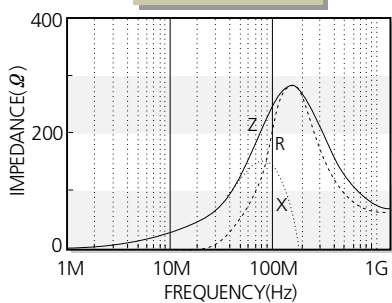
CIC41J800



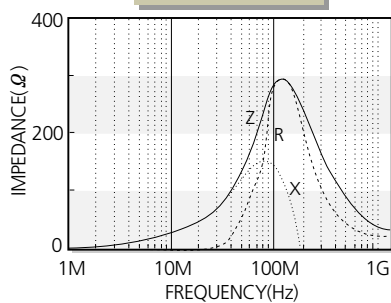
CIC41J121



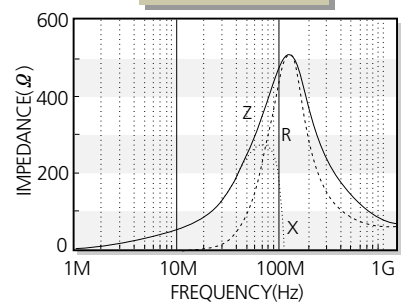
CIC41J221



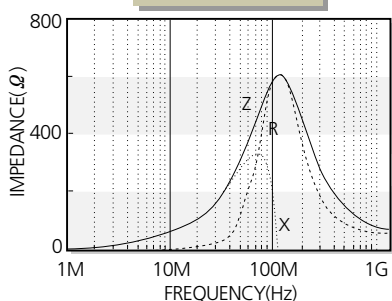
CIC41J301



CIC41J471

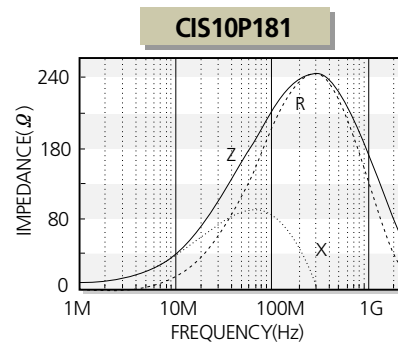
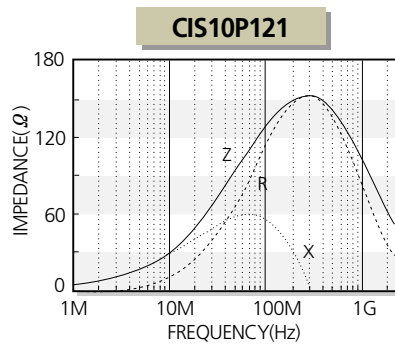
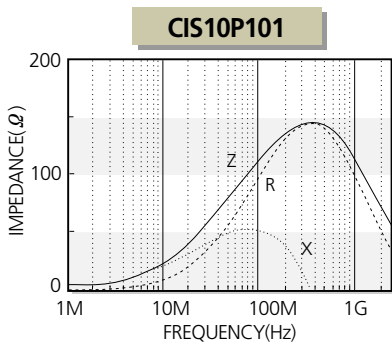
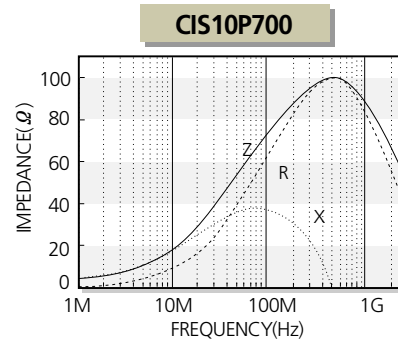
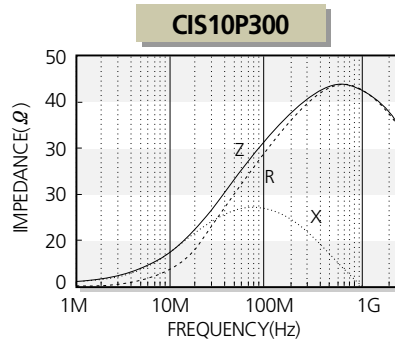
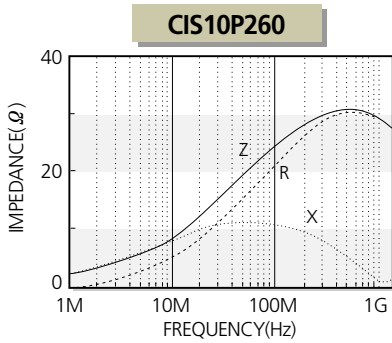


CIC41J601



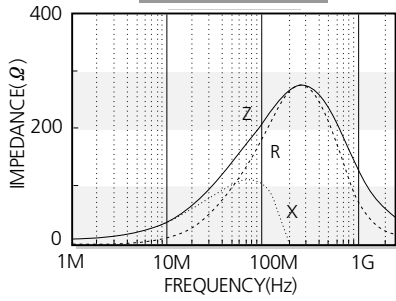
CIS Series

Part No.	Thickness (mm)	Impedance (Ω) $\pm 25\%$ @ 100 MHz	DC Resistance (Ω) Max.	Rated Current (mA) Max.
CIS 10P 260	0.6 ± 0.15	26	0.007	6000
CIS 10P 300	0.6 ± 0.15	30	0.01	6000
CIS 10P 700	0.6 ± 0.15	70	0.02	4000
CIS 10P 101	0.6 ± 0.15	100	0.03	3000
CIS 10P 121	0.6 ± 0.15	120	0.03	3000
CIS 10P 181	0.6 ± 0.15	180	0.04	2500
CIS 10P 221	0.8 ± 0.15	220	0.05	2500
CIS 10P 331	0.8 ± 0.15	330	0.07	1700
CIS 10P 391	0.8 ± 0.15	390	0.10	1200
CIS 10P 471	0.8 ± 0.15	470	0.13	1500
CIS 10P 601	0.8 ± 0.15	600	0.15	1300
CIS 10J 300	0.8 ± 0.15	30	0.01	6000
CIS 21P 300	0.9 ± 0.2	30	0.015	5000
CIS 21J 121	0.9 ± 0.2	120	0.02	5000
CIS 32P 520	1.3 ± 0.2	52	0.01	6000
CIS 41P 600	$1.6 \pm 0.2/1.2 \pm 0.2$	60	0.01	6000
CIS 41J 600	$1.6 \pm 0.2/1.2 \pm 0.2$	60	0.01	6000

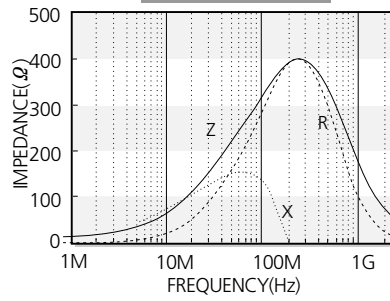


Electrical Characteristics

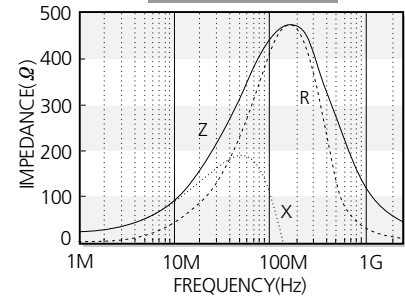
CIS10P221



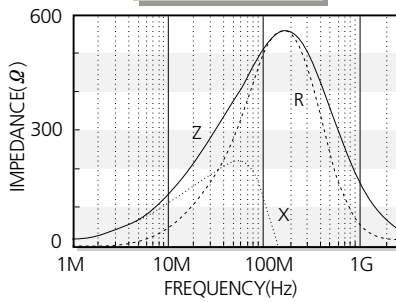
CIS10P331



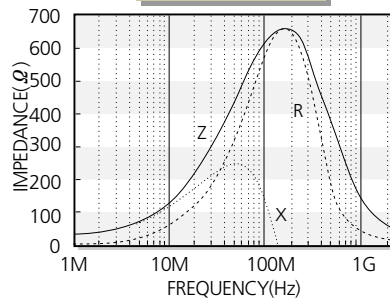
CIS10P391



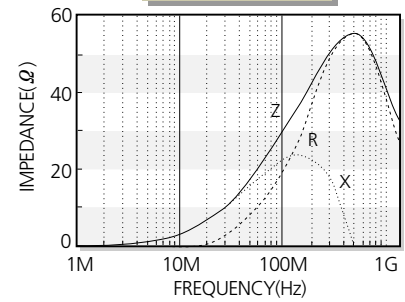
CIS10P471



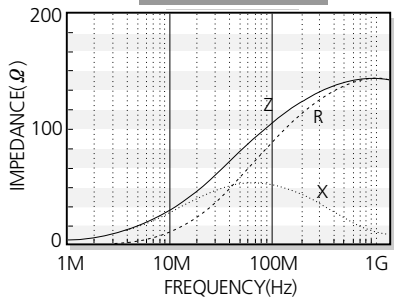
CIS10P601



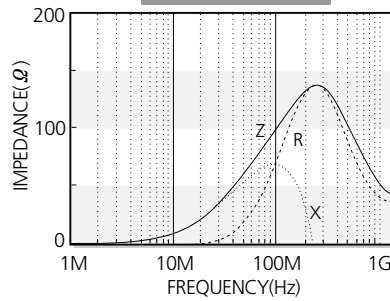
CIS10J300



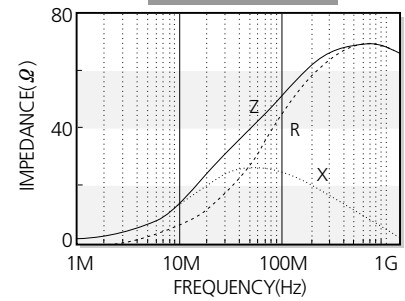
CIS21P300



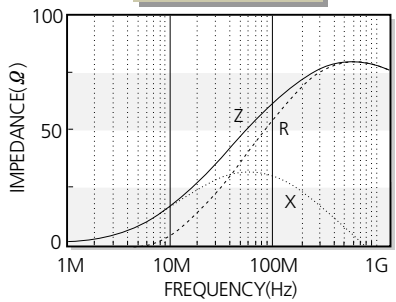
CIS21J121



CIS32P520



CIS41P600



CIS41J600

