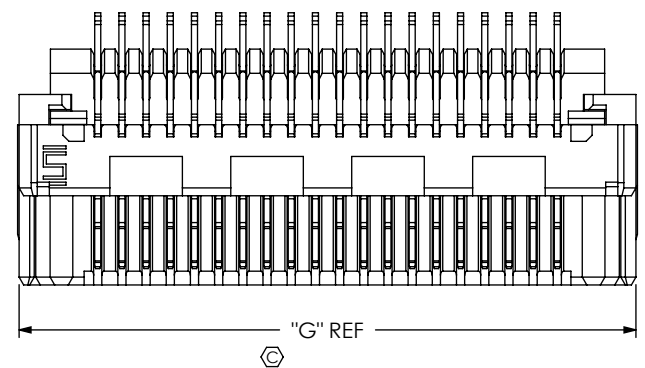


DESIGNED & DIMENSIONED
IN MILLIMETERS[INCHES]

LSEM-1XX-XX-X-DH-A-X-X-TR

DO NOT
SCALE FROM
THIS PRINT

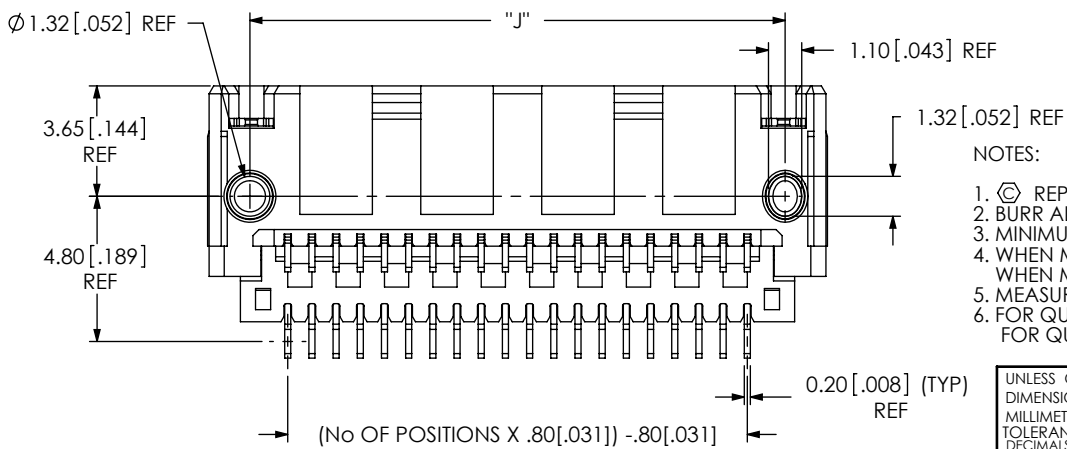
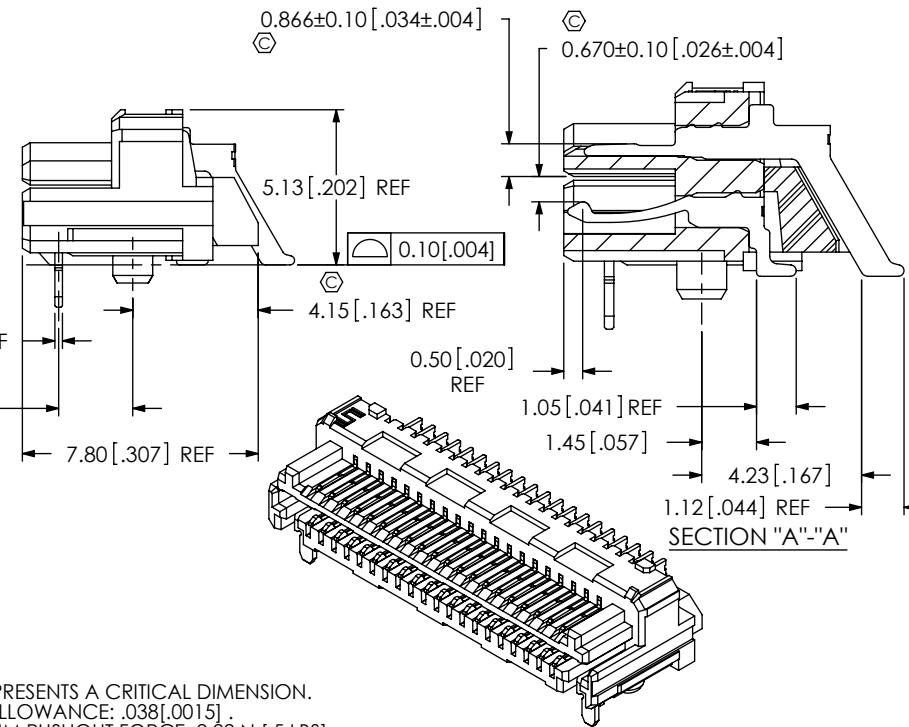
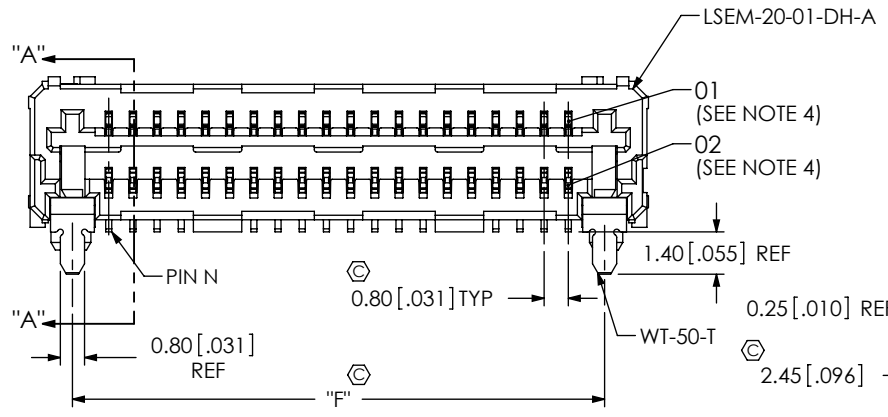


No OF POSITIONS
-20, -30, -40, -50

LEAD STYLE
-01:

PLATING SPECIFICATION
(VALUES GIVEN ARE IN MICRO-INCHES)
F: FLASH SELECTIVE, 3 Au / 50 Ni MIN ON CONTACT, MATTE TIN TAIL
L: LIGHT SELECTIVE, 10 Au / 50 Ni MIN ON CONTACT, MATTE TIN TAIL

PACKAGING
-TR: TAPE & REEL (SEE NOTE 6)
OPTION
-K: POLYIMIDE FILM (SEE SHT 2, FIG3) (USE K-DOT-.217-.313-.005)
SHIELD
* -S: WITH SHIELD (SEE SHT 2, FIG2)
-N: NO SHIELD
OPTION
-A: ALIGNMENT PIN
TAIL OPTION
-DH: DUAL HORIZONTAL
*= NOT RELEASED FOR PRODUCTION



NOTES:

1. Ⓢ REPRESENTS A CRITICAL DIMENSION.
2. BURR ALLOWANCE: .038 [.0015]
3. MINIMUM PUSHOUT FORCE: 2.22 N [.5 LBS].
4. WHEN MATING WITH ANOTHER LSEM-DH, 01 WILL MATE WITH CONTACT 02 ON MATING CONNECTOR WHEN MATING WITH A LSEM-DV, PIN 01 WILL MATE WITH PIN N, WHERE N = TOTAL NUMBER OF POSITIONS.
5. MEASURE FROM TOP OF VERTICAL WALL.
6. FOR QUANTITIES UP TO 49 PCS., NO LEADER, TRAILER OR REEL WILL BE SUPPLIED. FOR QUANTITIES OF 50-124 PCS., NO LEADER OR TRAILER WILL BE SUPPLIED.

FIG 1
(LSEM-120-XX-DH-A-S-XX SHOWN)

UNLESS OTHERWISE SPECIFIED,
DIMENSIONS ARE IN
MILLIMETERS[INCHES].
TOLERANCES ARE:
DECIMALS ANGLES
X.X: ±0.3 [.01] 2°
X.XX: ±0.13 [.005]
X.XXX: ±0.051 [.0020]

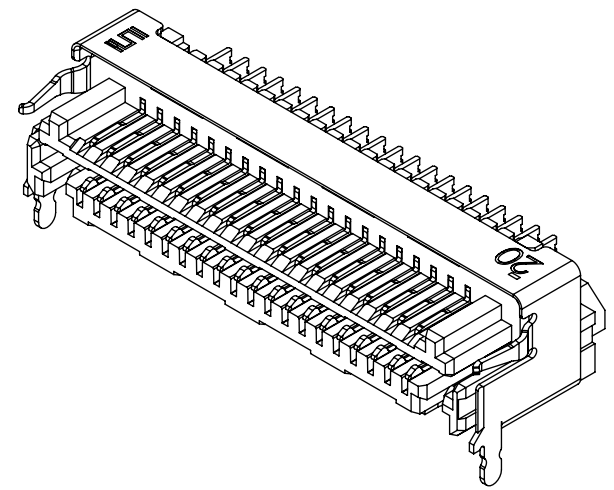
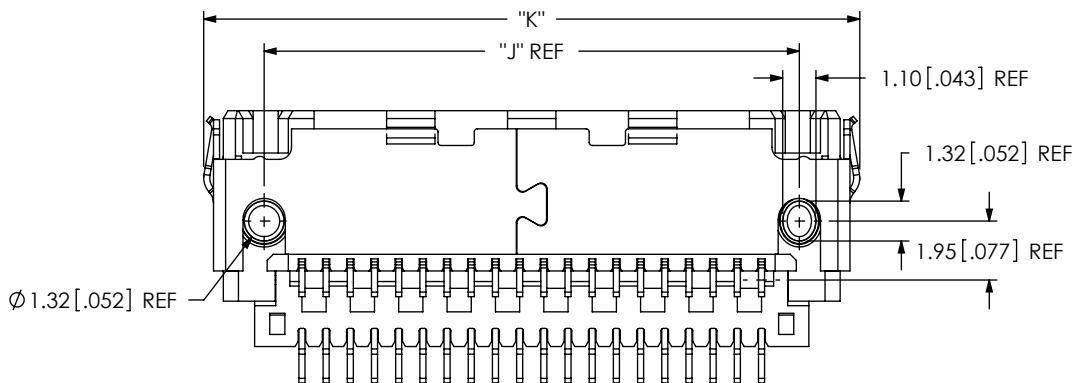
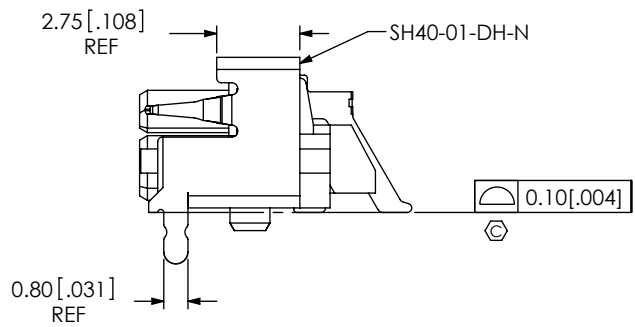
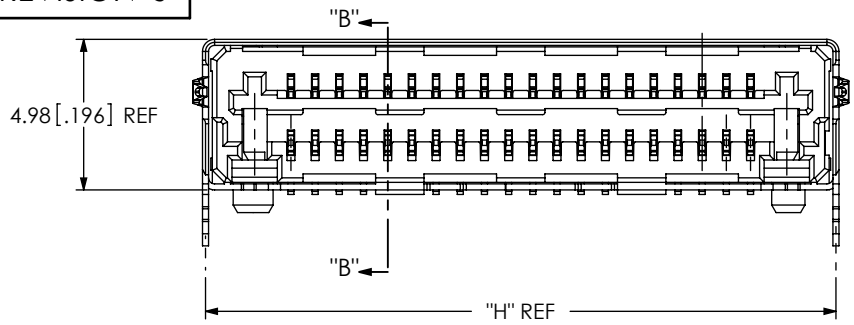
PROPRIETARY NOTE
THIS DOCUMENT CONTAINS INFORMATION
CONFIDENTIAL AND PROPRIETARY TO
SAMTEC, INC. AND SHALL NOT BE REPRODUCED
OR TRANSFERRED TO OTHER DOCUMENTS OR
DISCLOSED TO OTHERS OR USED FOR ANY
PURPOSE OTHER THAN THAT WHICH IT WAS
OBTAINED WITHOUT THE EXPRESSED WRITTEN
CONSENT OF SAMTEC, INC.



520 PARK EAST BLVD, NEW ALBANY, IN 47150
PHONE: 812-944-6733 FAX: 812-948-5047
fromparent+PHONE: 812-944-6733 FAX: 812-948-5047

MATERIAL: DO NOT SCALE DRAWING SHEET SCALE: 1:0.2
INSULATOR: BLACK, LCP, UL 94 VO
CONTACT: PHOS BRONZE
SHIELD: STAINLESS STEEL
WELD TAB: COPPER

DESCRIPTION:
0.8mm HERMAPHRODITIC HORIZONTAL FOR LSEM -DH
DWG. NO.
LSEM-1XX-XX-X-DH-A-X-X-TR
BY: CHADP 04/08/2009 SHEET 1 OF 3



***FIG 2**
SHIELD OPTION
LSEM-120-01-XX-DH-A-S-X SHOWN
(SAME AS FIG1 DIFFERENT AS SHOWN)
(*= NOT RELEASED FOR PRODUCTION)

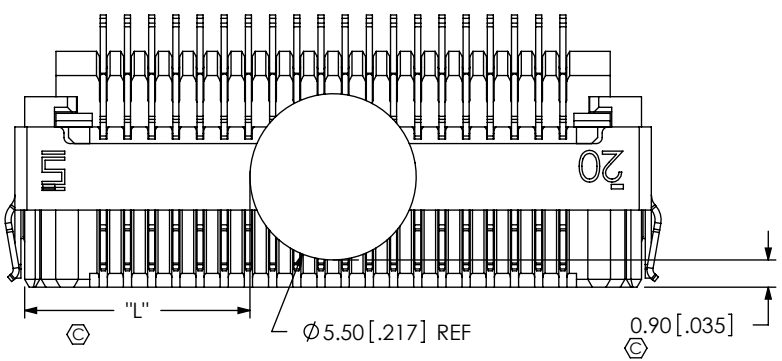
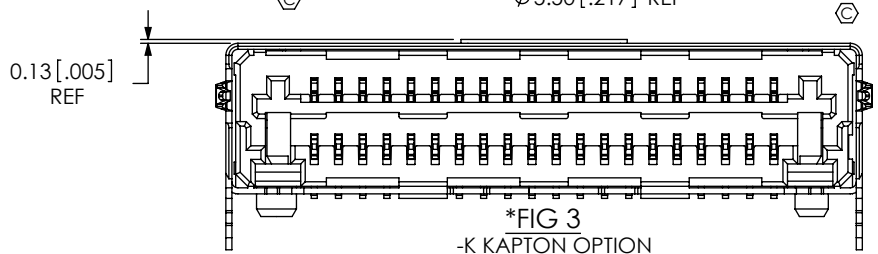


TABLE 1

No OF POSITIONS	"F"	"G"	"H"	"J"	"K"	"L"
-20	17.60 [0.693]	20.40 [0.803]	20.85 [0.821]	17.70 [0.697]	21.70 [0.854]	7.45 [0.293]
-30	25.60 [1.008]	28.40 [1.118]	28.85 [1.136]	25.70 [1.012]	29.70 [1.169]	11.45 [0.451]
-40	33.60 [1.323]	36.40 [1.433]	36.85 [1.451]	33.70 [1.327]	37.70 [1.484]	15.45 [0.608]
-50	41.60 [1.638]	44.40 [1.748]	44.85 [1.766]	41.70 [1.642]	45.70 [1.799]	19.45 [0.766]



***FIG 3**
-K KAPTON OPTION
LSEM-120-01-XX-DH-A-S-K SHOWN
(SAME AS FIG1 DIFFERENT AS SHOWN)
(*= NOT RELEASED FOR PRODUCTION)

PROPRIETARY NOTE
THIS DOCUMENT CONTAINS INFORMATION CONFIDENTIAL AND PROPRIETARY TO SAMTEC, INC. AND SHALL NOT BE REPRODUCED OR TRANSFERRED TO OTHER DOCUMENTS OR DISCLOSED TO OTHERS OR USED FOR ANY PURPOSE OTHER THAN THAT WHICH IT WAS OBTAINED WITHOUT THE EXPRESSED WRITTEN CONSENT OF SAMTEC, INC.

DO NOT SCALE DRAWING
SHEET SCALE: 1:0.2



520 PARK EAST BLVD, NEW ALBANY, IN 47150
PHONE: 812-944-6733 FAX: 812-948-5047
fromparent+PHONE: 812-944-6733 FAX: 812-948-5047

DESCRIPTION:
0.8mm HERMAPHRODITIC HORIZONTAL FOR LSEM -DH

DWG. NO.
LSEM-1XX-XX-X-DH-A-X-X-TR

BY: CHADP 04/08/2009 SHEET 2 OF 3

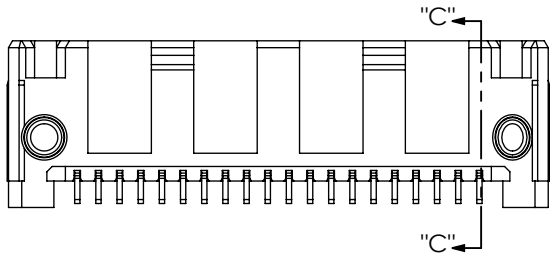
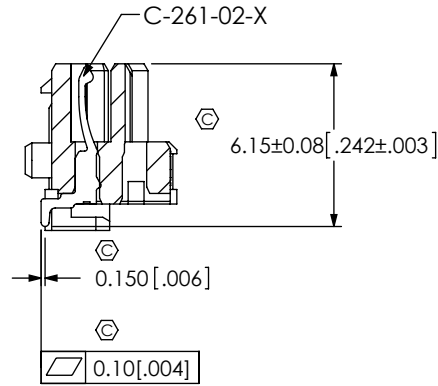
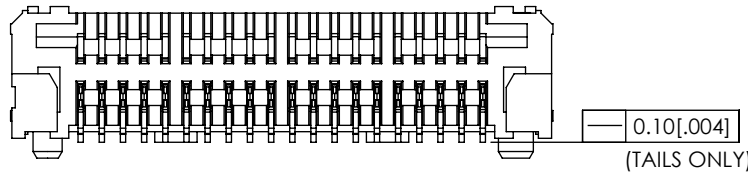


FIG 4
(IN PROCESS 1)



SECTION "C"-"C"
SCALE 3.5 : 1



BACK VIEW

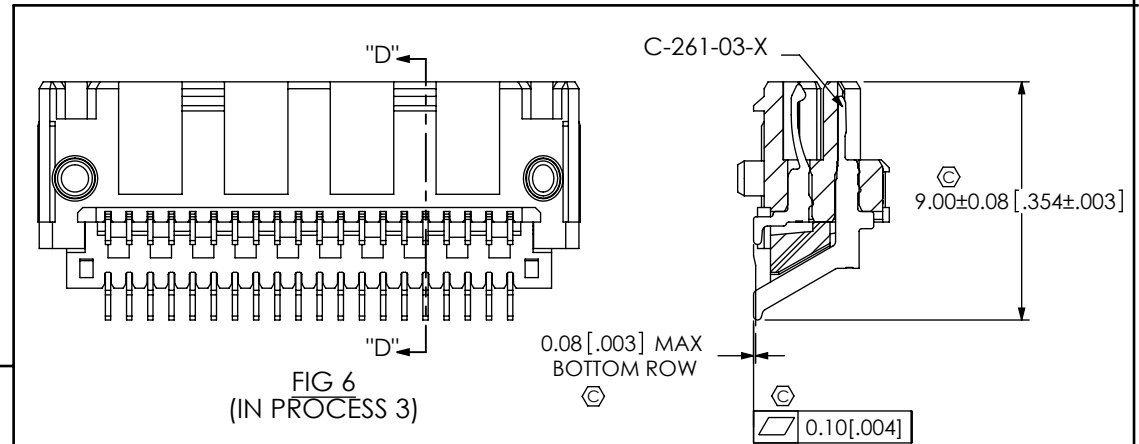
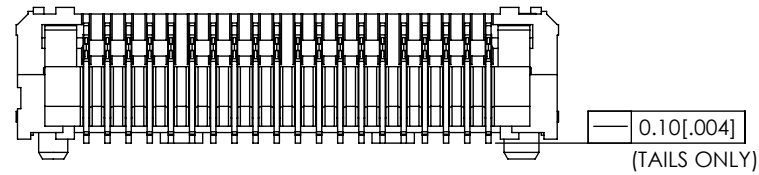


FIG 6
(IN PROCESS 3)



BACK VIEW

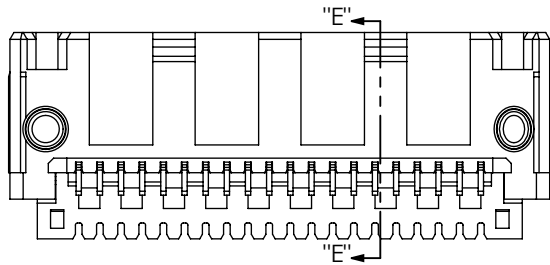
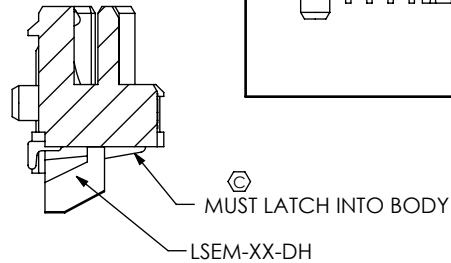


FIG 5
(IN PROCESS 2)



SECTION "E"-"E"
SCALE 3.5 : 1

PROPRIETARY NOTE

THIS DOCUMENT CONTAINS INFORMATION CONFIDENTIAL AND PROPRIETARY TO SAMTEC, INC. AND SHALL NOT BE REPRODUCED OR TRANSFERRED TO OTHER DOCUMENTS OR DISCLOSED TO OTHERS OR USED FOR ANY PURPOSE OTHER THAN THAT WHICH IT WAS OBTAINED WITHOUT THE EXPRESSED WRITTEN CONSENT OF SAMTEC, INC.

DO NOT SCALE DRAWING
SHEET SCALE: 5:1



520 PARK EAST BLVD., NEW ALBANY, IN 47150
PHONE: 812-944-6733 FAX: 812-948-5047
fromparent+PHONE: 812-944-6733 FAX: 812-948-5047

DESCRIPTION:
0.8mm HERMAPHRODITIC HORIZONTAL FOR LSEM -DH

DWG. NO.
LSEM-1XX-XX-X-DH-A-X-X-TR

BY: CHADP 04/08/2009 SHEET 3 OF 3