

 THIS PRODUCT MANUFACTURED  
WITH LEAD-FREE PROCESSING

DESIGNED & DIMENSIONED  
IN MILLIMETERS[INCHES]

DO NOT  
SCALE FROM  
THIS PRINT

TABLE 1			
ITEM	COMPONENT	-H	-HN
1	SUB ASSEMBLY	SUB-MMCX-P-C-F-ST-CA2	SUB-MMCX-P-C-FN-ST-CA2
2	PIN	MMCX-PIN-002-H	
3	OUTER FERRULE	MCX-PER-005-F	MCX-PER-005-N

MMCX-P-C-XX-ST-CA2

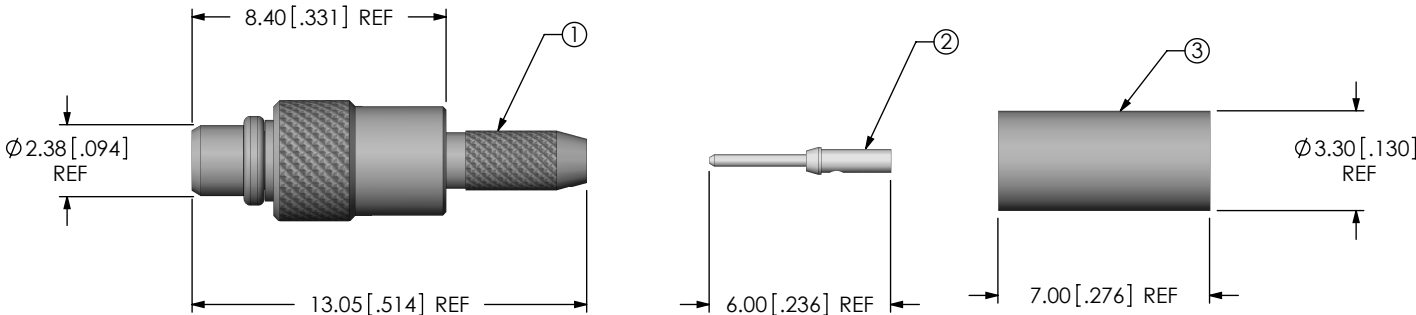
GENDER  
-P: PLUG

TERMINATION  
-CA2: (RG 178 CABLE)

TYPE  
-C: CABLE

ORIENTATION  
-ST: STRAIGHT

PLATING SPECIFICATION  
-H: 30μ" GOLD CENTER CONTACT,  
3μ" GOLD OUTER CONTACT  
-HN: 30μ" GOLD CENTER CONTACT,  
100μ" NICKEL OUTER CONTACT  
(SEE TABLE 1)



F:\DWG\MISC\MKTG\MMCX-P-C-XX-ST-CA2-MKT.SLDDRW

UNLESS OTHERWISE SPECIFIED,  
DIMENSIONS ARE IN  
MILLIMETERS [INCHES].  
TOLERANCES ARE:  
DECIMALS ANGLES  
.X:  $\pm 0.3$  [.01] 5°  
.XX:  $\pm 0.13$  [.005]  
.XXX:  $\pm 0.051$  [.0020]

**PROPRIETARY NOTE**  
THIS DOCUMENT CONTAINS INFORMATION  
CONFIDENTIAL AND PROPRIETARY TO  
SAMTEC, INC. AND SHALL NOT BE REPRODUCED  
OR TRANSFERRED TO OTHER DOCUMENTS OR  
DISCLOSED TO OTHERS OR USED FOR ANY  
PURPOSE OTHER THAN THAT WHICH IT WAS  
OBTAINED WITHOUT THE EXPRESSED WRITTEN  
CONSENT OF SAMTEC, INC.

**samtec**  
520 PARK EAST BLVD, NEW ALBANY, IN 47150  
PHONE: 812-944-6733 FAX: 812-948-5047  
e-Mail: info@SAMTEC.com code: 55322

**MATERIAL:** DO NOT SCALE DRAWING

SHEET SCALE: 4:1

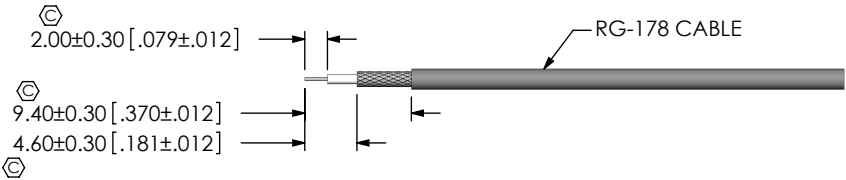
SHELL, FERRULE: BRASS  
CONTACT: BRASS  
DIELECTRIC: PTFE

DESCRIPTION:  
MMCX STR CABLE PLUG, RG178- 50 OHM

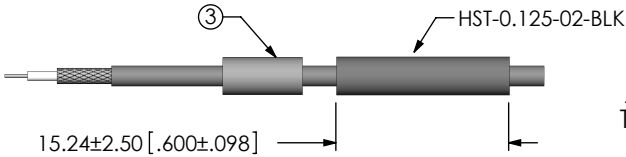
DWG. NO.  
MMCX-P-C-XX-ST-CA2

BY: R MUSSER 02/06/2008 SHEET 1 OF 2

- NOTES:
- ① REPRESENTS A CRITICAL DIMENSION.
  - PUSHOUT FORCE FOR CENTER CONTACT: 11.12 N [2.5 LB] MIN.
  - NOTE DELETED..
  - NOTE DELETED.
  - PRODUCT TO BE PACKAGED PER PACKAGING STANDARD CO-HD-WI-3040-M.
  - NOTE DELETED.
  - NOTE DELETED.
  - NOTE DELETED.
  - NOTE DELETED.




IN-PROCESS 1  
STRIP AND TIN INNER  
CONDUCTOR




IN-PROCESS 2  
ADD HEAT SHRINK  
TUBE AND FERRULE



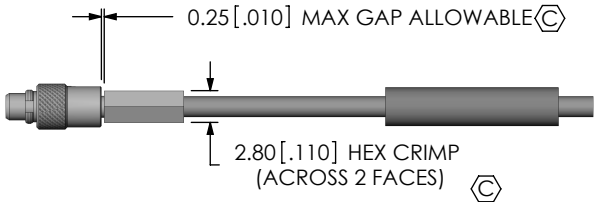
IN-PROCESS 3  
SOLDER SIGNAL PIN



IN-PROCESS 4  
FLARE SHIELD



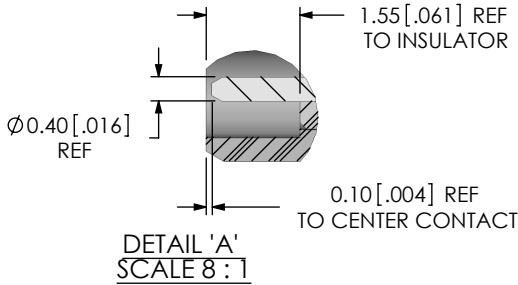
IN-PROCESS 5  
ADD SUB ASSEMBLY



IN-PROCESS 6  
CRIMP FERRULE  
(USE RF CRIMP HAND  
TOOL # CAT-HT-126667-21  
OR EQUIVALENT)  
(USE .110" HEX DIE)



IN-PROCESS 7  
APPLY HEAT  
SHRINK TUBING



PROPRIETARY NOTE

THIS DOCUMENT CONTAINS INFORMATION  
CONFIDENTIAL AND PROPRIETARY TO  
SAMTEC, INC., AND SHALL NOT BE REPRODUCED  
OR TRANSFERRED TO OTHER DOCUMENTS OR  
DISCLOSED TO OTHERS OR USED FOR ANY  
PURPOSE OTHER THAN THAT WHICH IT WAS  
OBTAINED WITHOUT THE EXPRESSED WRITTEN  
CONSENT OF SAMTEC, INC.

DO NOT SCALE DRAWING

SHEET SCALE: 1:0.666667

**samtec**

520 PARK EAST BLVD, NEW ALBANY, IN 47150  
PHONE: 812-944-6733 FAX: 812-948-5047  
e-Mail: info@SAMTEC.com code: 55322

DESCRIPTION:

MMCX STR CABLE PLUG, RG178- 50 OHM

DWG. NO.

MMCX-P-C-XX-ST-CA2

BY: R MUSSER

02/06/2008

SHEET 2 OF 2