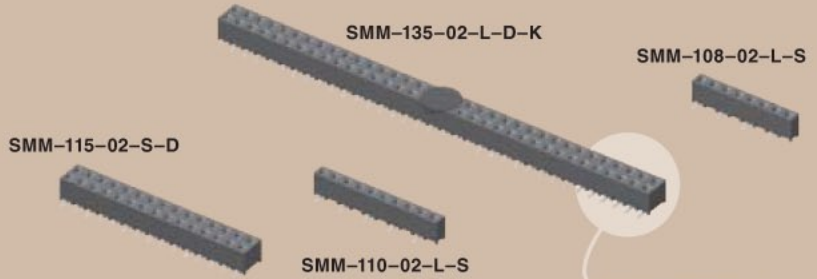




(2,00mm) .0787"

SMM SERIES



TIGER EYE™ SOCKET STRIP

SPECIFICATIONS

For complete specifications and recommended PCB layouts see www.samtec.com?SMM

Insulator Material: Black Liquid Crystal Polymer



Contact Material: BeCu

Plating: Sn or Au over 50µ" (1,27µm) Ni

Voltage Rating: 350 VAC

Operating Temp Range: -55°C to +125°C

Contact Resistance: 10 mΩ max

Insertion Depth: (3,05mm) .120" to (3,25mm) .128"

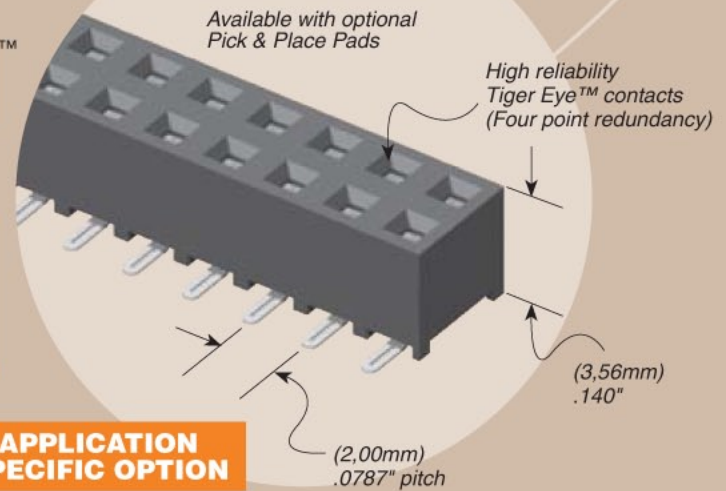

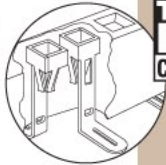
Insertion Force: (Single contact only) 2.0oz (0,56N) average

Withdrawal Force: (Single contact only) 1.5oz (0,42N) average

Max Cycles: 100 with 10µ" (0,25µm) Au

RoHS Compliant: Yes

Mates with: TMM, TMMH, MTMM, MMT, LTMM, TW, TCMD, PTT



POLARIZING KEY

Specify PK-01-07 for polarizing key (Available in wheels of six each). Also polarizes TCSD Series IDC Cable.

APPLICATION SPECIFIC OPTION

Locking clip (Manual placement required). Call Samtec.

CURRENT RATING	
AMBIENT TEMP	Mated with TMM
20°C	3.9A
40°C	3.5A
60°C	3A
95°C	2A
6 POSITIONS (2x3) POWERED	

Processing:
Lead-Free Solderable: Yes
SMT Lead Coplanarity: (0,10mm) .004" max

Note: Other Gold plating options available. Contact Samtec.

Note: Some lengths, styles and options are non-standard, non-returnable.

SMM	1	NO. PINS PER ROW	02	PLATING OPTION	ROW OPTION	OTHER OPTION
02 thru 40				-F = Gold flash on contact, Matte Tin on tail -L = 10µ" (0,25µm) Gold on contact, Matte Tin on tail -S = 30µ" (0,76µm) Gold on contact, Matte Tin on tail	-S = Single Row -D = Double Row	-“XX” = Polarized Position -K = (5,50mm) .217" DIA Polyimide Film Pick & Place Pad (2 positions minimum, -02 thru -05 requires -TR) -P = Plastic Pick & Place Pad (-02 thru -05 requires -TR) -TR = Tape & Reel Packaging (27 positions maximum)

Due to technical progress, all designs, specifications and components are subject to change without notice.

WWW.SAMTEC.COM