

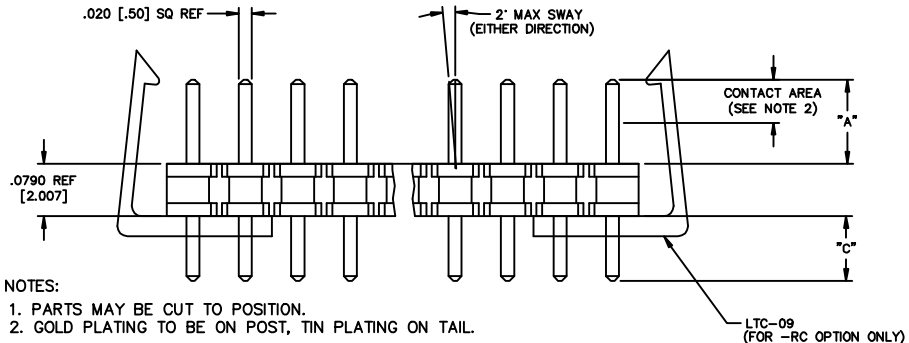
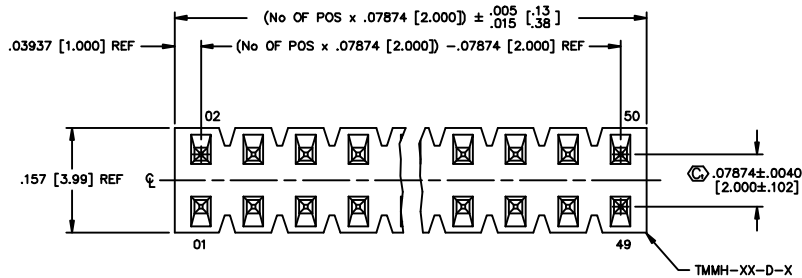
DIMENSIONS ARE IN INCHES		UNLESS OTHERWISE NOTED		TOLERANCES ARE:	
ONE PLACE DECIMALS ±.1[2.5]	THREE PLACE DECIMALS ±.005[.13]	ANGLES ± 2°			
TWO PLACE DECIMALS ±.01[.3]	FOUR PLACE DECIMALS ±.0020[.051]				

TITLE:  
2mm x 2mm  
TERMINAL STRIP ASSEMBLY

DWG NO:  
TMMH-1XX-XX-XX-D-XXX-XXX  
SHEET 1 OF 3

LEAD STYLE	"A"	"B"	TERMINAL	"C"
-01	.126 [3.20]	.302 [7.67]	T-1S13-07-XX-2	.097 [2.46] REF
-04	.075 [1.91]	.255 [6.48]	T-1S13-04-XX-2	.101 [2.57] REF
* -05	.065 [1.65]	.234 [5.94] REF	T-1S13-07-XX-2	.090 [2.29]
-21	.126 [3.20]	.255 [6.48]	T-1S13-04-XX-2	.050 [1.27] REF
-22	.075 [1.91]	.204 [5.18]	T-1S13-25-XX-2	.050 [1.27] REF
-06	.126 [3.20]	.344 [8.74]	T-1S13-31-XX-2	.139 [3.53] REF

\* SEE NOTE 5



NOTES:

- PARTS MAY BE CUT TO POSITION.
- GOLD PLATING TO BE ON POST, TIN PLATING ON TAIL.
- ⊙ REPRESENTS A CRITICAL DIMENSION.
- MINIMUM PUSHOUT FORCE: 1.0 LB.
- MUST SHEAR TO DIMENSION SHOWN.
- NOTE DELETED
- MAX CUT FLASH: .020 [.51]
- WAVE SOLDER APPLICATION ONLY.
- RETAINING CLIP FOR -06 LEAD STYLE ONLY.
- DUE TO THE HIGH AMOUNT OF INSERTION FORCE NEEDED, THE -LC OPTION IS NOT COMPATIBLE WITH AUTO PLACEMENT. SAMTEC RECOMMENDS MANUAL PLACEMENT FOR ALL ASSEMBLIES WITH THE -EC, -EBC, AND -EPC OPTION.

TMMH-1XX-XX-XX-D-XXX-XXX

No OF POSITIONS  
-02 THRU -50  
(PER ROW)  
  
LEAD STYLE  
SEE TABLE 1

POLARIZATION  
SPECIFY POSITION -XXX TO BE OMITTED  
  
OPTIONS (IF NO OPTIONS USE TMMC-50-D)  
-ES: END SHROUDS (SEE FIG. 2- SHT. 2, 9 POS MIN)  
-EL: BOARD LOCK (SEE FIG. 3- SHT. 2, 9 POS MIN)  
-EC: LOCKING CLIP (SEE FIG. 4- SHT. 2, 9 POS MIN) (SEE NOTE 10)  
-EP: GUIDE POST (SEE FIG. 5- SHT. 2, 9 POS MIN)  
-EA: ALIGNMENT PIN (SEE FIG. 6- SHT. 2, 9 POS MIN)  
-EBC: BOARD LOCK WITH LOCKING CLIP (SEE FIG. 7- SHT. 3, 9 POS MIN) (SEE NOTE 10)  
-EPC: GUIDE POST WITH LOCKING CLIP (SEE FIG. 8- SHT. 3, 9 POS MIN) (SEE NOTE 10)  
\*\* -MW: METAL WASHER (SEE FIG. 9- SHT. 3) (5 POS PER ROW MIN, 30 POS PER ROW MAX)  
-RC: RETAINING CLIP FOR IDC, USE LTC-09, DOUBLE ROW ONLY, REQUIRES 4 POSITIONS MIN, NOT FOR USE WITH OTHER OPTIONS, SEE NOTES 8 & 9.

ROW OPTION  
-D: DOUBLE  
(USE TMMH-XX-D-X)  
(IF NO OPTIONS USE TMMC-50-D)

PLATING  
-L: LIGHT SELECTIVE GOLD (USE T-1S13-XX-L-2)  
-F: FLASH GOLD (USE T-1S13-XX-F-2)  
-S: SELECTIVE GOLD (USE T-1S13-XX-S-2)  
-G: GOLD (USE T-1S13-XX-G-2)  
-H: HEAVY GOLD (USE T-1S13-XX-H-2)  
-T: TIN (USE T-1S13-XX-T-2)  
-TM: MATTE TIN (USE T-1S13-XX-T-2)  
-LM: LIGHT SELECTIVE GOLD/MATTE TIN TAIL (USE T-1S13-XX-L-2)  
-FM: FLASH GOLD/MATTE TIN TAIL (USE T-1S13-XX-F-2)  
-SM: SELECTIVE GOLD/MATTE TIN (USE T-1S13-XX-S-2)

\*\* -MW OPTION, DO NOT DESIGN IN. SAMTEC WILL ONLY SUPPORT EXISTING BUSINESS 2/05/02.

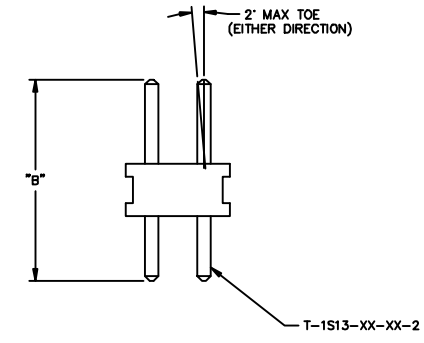


FIG. 1

MATERIAL:  
BLACK, LCP  
  
TERMINAL:  
PHOSPHOR BRONZE

DISPROD ASSEMBLY, SAM TMMH-TH

**samtec**

520 PARK EAST BLVD. NEW ALBANY, INDIANA 47150  
PHONE (812) 944-6733 P.O. BOX 1147  
CODE 55322

MADE BY: PURVIS 12-17-96

TMMH-1XX-XX-XX-D-XXX-XXX  
SHEET 1 OF 3

**PROPRIETARY NOTE**  
THIS DOCUMENT CONTAINS INFORMATION OF A CONFIDENTIAL AND PROPRIETARY NATURE. IT IS THE PROPERTY OF SAMTEC INC. AND SHALL NOT BE REPRODUCED, COPIED, OR DISCLOSED TO OTHERS IN ANY MANNER WITHOUT THE WRITTEN CONSENT OF SAMTEC INC.

REV. AQ

UNLESS OTHERWISE NOTED TOLERANCES ARE:  
 DIMENSIONS ARE IN INCHES  
 ONE PLACE DECIMALS ±.1[2.5] THREE PLACE DECIMALS ±.005[.13]  
 TWO PLACE DECIMALS ±.01[.3] FOUR PLACE DECIMALS ±.0020[.051]  
 ANGLES ± 2°

TITLE: 2mm x 2mm TERMINAL STRIP ASSEMBLY

DWG NO: TMMH-1XX-XX-X-D-XXX-XXX  
 SHEET 2 OF 3

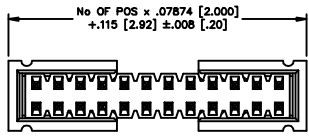


FIG. 2  
-ES

STYLE	"A"	"B"	SHROUD
-01, -06, -21	.202 [5.13]	.210 [5.33]	TMMH-ES-01
-04, -05, -22	.149 [3.78]	.157 [3.99]	TMMH-ES-04

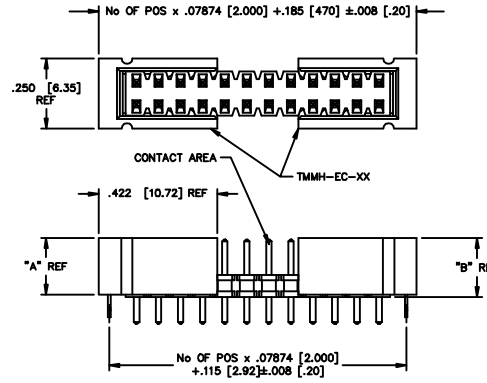
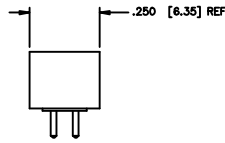
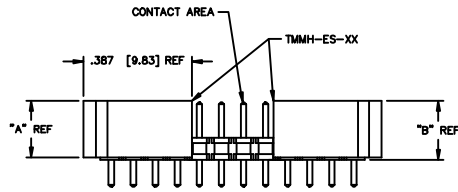


FIG. 4  
-EC

STYLE	"A"	"B"	SHROUD
-01, -06, -21	.202 [5.13]	.210 [5.33]	TMMH-EC-01
-04, -05, -22	.149 [3.78]	.157 [3.99]	TMMH-EC-04

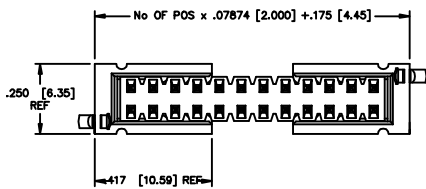
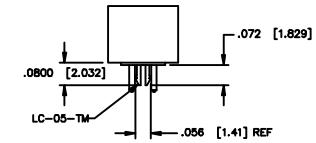
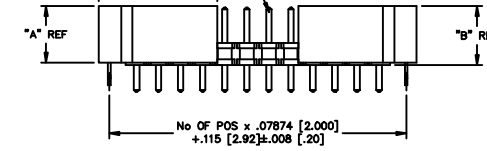


FIG. 3  
-EL

STYLE	"A"	"B"	SHROUD
-01, -06, -21	.202 [5.13]	.210 [5.33]	TMMH-EL-01
-04, -05, -22	.149 [3.78]	.157 [3.99]	TMMH-EL-04

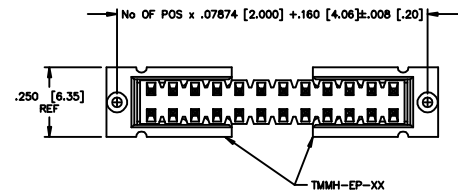
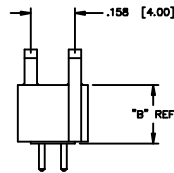
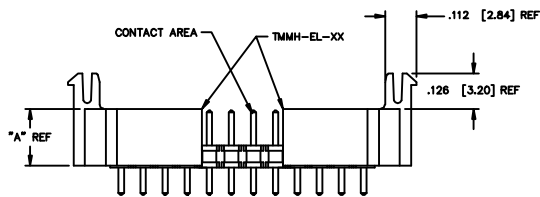
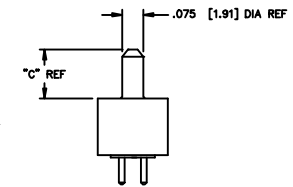
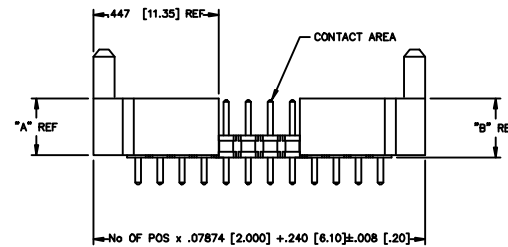


FIG. 5  
-EP

STYLE	"A"	"B"	"C"	SHROUD
-01, -06, -21	.202 [5.13]	.210 [5.33]	.175 [4.45]	TMMH-EP-01
-04, -05, -22	.149 [3.78]	.157 [3.99]	.119 [3.02]	TMMH-EP-04



**PROPRIETARY NOTE**  
 THE FOLLOWING CONTENTS INFORMATION IS CONFIDENTIAL AND PROPRIETARY TO SAMTEC INC. AND SHALL NOT BE REPRODUCED OR TRANSMITTED IN ANY FORM OR BY ANY MEANS, ELECTRONIC OR MECHANICAL, INCLUDING PHOTOCOPYING, RECORDING, OR BY ANY INFORMATION STORAGE AND RETRIEVAL SYSTEM, WITHOUT THE WRITTEN CONSENT OF SAMTEC INC.

ALL FIGURES  
 DIFFERENT AS SHOWN,  
 OTHERWISE SAME AS FIG. 1  
**PATENT PENDING**

DO NOT SCALE FROM THIS PRINT

MSC/MKTO TMMH22MK

**samtec**

520 PARK EAST BLVD. NEW ALBANY, INDIANA 47150  
 PHONE (812) 944-6733 P.O. BOX 1147  
 CODE 55322

MADE BY: PURVIS 9-9-96

TMMH-1XX-XX-X-D-XXX-XXX  
 SHEET 2 OF 3

UNLESS OTHERWISE NOTED  
 DIMENSIONS ARE IN INCHES TOLERANCES ARE:  
 ONE PLACE DECIMALS ±.1[2.5] THREE PLACE DECIMALS ±.005[.13]  
 TWO PLACE DECIMALS ±.01[.3] FOUR PLACE DECIMALS ±.0020[.051]  
 ANGLES ± 2°

TITLE:  
**2mm x 2mm  
 TERMINAL STRIP ASSEMBLY**

DWG NO:  
 TMMH-1XX-XX-X-D-XXX-XXX  
 SHEET 3 OF 3

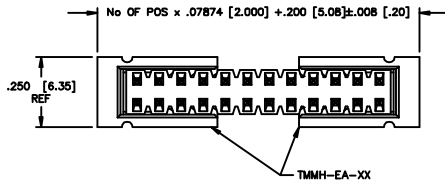


FIG. 6  
-EA

STYLE	"A"	"B"	SHROUD
-01	.202 [5.13]	.210 [5.33]	TMMH-EA-01
-04, -05	.149 [3.78]	.157 [3.99]	TMMH-EA-04

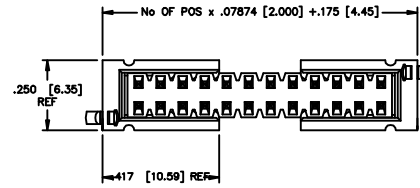
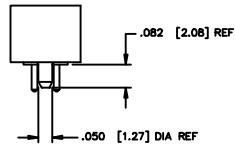
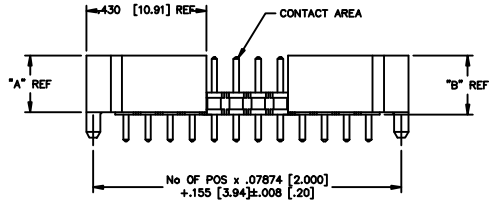


FIG. 7  
-EBC

STYLE	"A"	"B"	SHROUD
-01	.202 [5.13]	.210 [5.33]	TMMH-EL-01
-04, -05	.149 [3.78]	.157 [3.99]	TMMH-EL-04

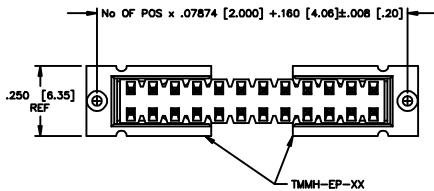
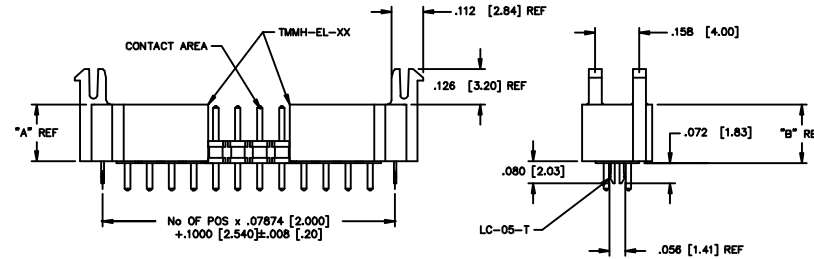


FIG. 8  
-EPC

STYLE	"A"	"B"	"C"	SHROUD
-01	.202 [5.13]	.210 [5.33]	.175 [4.45]	TMMH-EP-01
-04, -05	.149 [3.78]	.157 [3.99]	.119 [3.02]	TMMH-EP-04

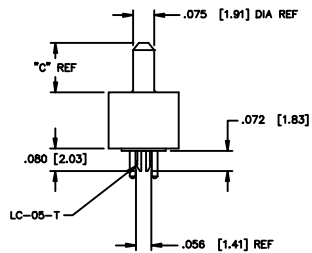
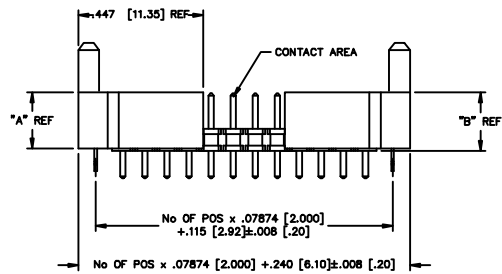
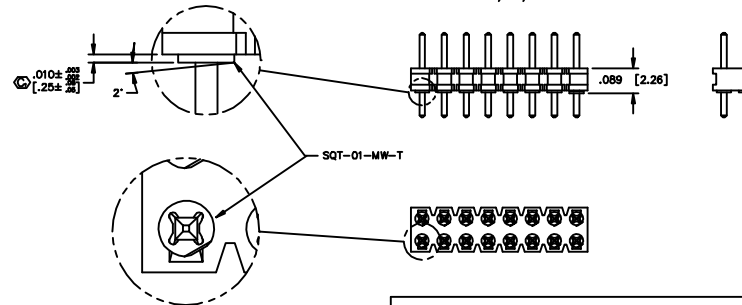
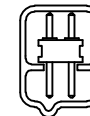


FIG. 9  
 -MW OPTION, DO NOT DESIGN IN. SAMTEC WILL  
 ONLY SUPPORT EXISTING BUSINESS 2/05/02.



ALL FIGURES  
 DIFFERENT AS SHOWN,  
 OTHERWISE SAME AS FIG. 1  
**PATENT PENDING**



FOR MEDAL WASHER OPTION ONLY  
 USE TUBE- PT-1-24-04-36  
 USE PLUG- TP-24

**samtec**

MISC MKTG  
 TMMH23AK

520 PARK EAST BLVD. NEW ALBANY, INDIANA 47150  
 PHONE (812) 944-6733 P.O. BOX 1147  
 CODE 55322

MADE BY:  
 PURVIS 9-9-96

TMMH-1XX-XX-X-D-XXX-XXX  
 SHEET 3 OF 3

**PROPRIETARY NOTE**  
 THIS DOCUMENT CONTAINS INFORMATION  
 CONFIDENTIAL AND PROPRIETARY TO  
 SAMTEC INC. AND SHALL NOT BE  
 REPRODUCED OR TRANSMITTED IN  
 ANY FORM OR BY ANY MEANS,  
 ELECTRONIC OR MECHANICAL,  
 INCLUDING PHOTOCOPYING, RECORDING,  
 OR BY ANY INFORMATION STORAGE  
 AND RETRIEVAL SYSTEM, WITHOUT THE  
 WRITTEN CONSENT OF SAMTEC INC.

Do not scale  
 from this print