REVISION K

DO NOT SCALE FROM THIS PRINT

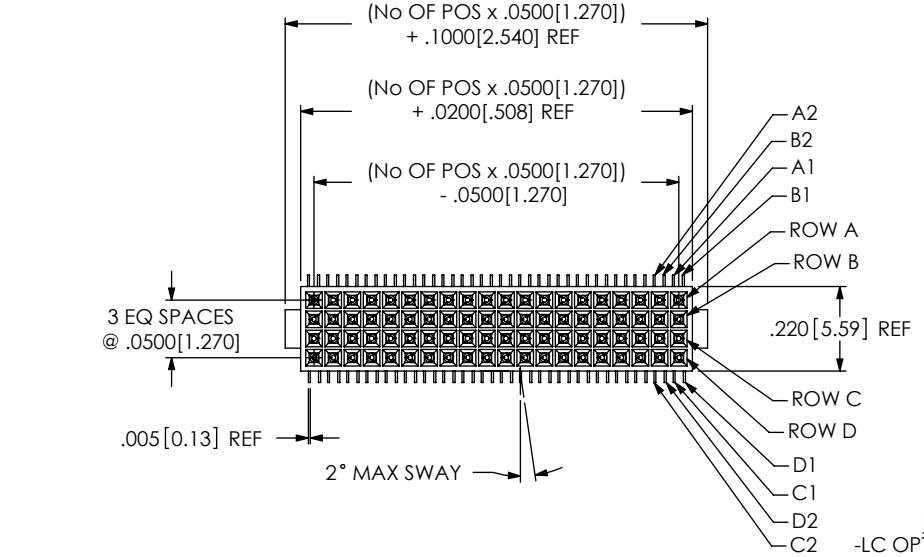

FIG. 1
-LC OPTION SHOWN

ROLC-1XX-XX-XX-Q-XX-X

No OF POSITIONS
-05 THRU -50 (PER ROW)
[IN MULTIPLES OF 5]

LEAD STYLE
-02: SURFACE MOUNT
(USE C-138-XX)
-L2: LOW INSERTION FORCE
SURFACE MOUNT
(USE C-138L-XX)

PLATING SPECIFICATION
-S: SELECTIVE, .000030 GOLD
ON POST, TIN ON TAIL
(USE C-138X-S)
-L: LIGHT SELECTIVE .000010
GOLD ON POST, MATTE TIN
TAILS (USE C-138X-L)
-SM: SELECTIVE, .000030 GOLD
ON POST, MATTE TIN TAILS
(USE C-138X-S)

ROW SPECIFICATION
-Q: QUAD (USE NQRS-XX-Q)

OPTION
-P: PICK & PLACE PAD
(USE PPP-18, SEE FIG. 3, SHT 2)
-TR: TAPE & REEL
-K: POLYAMIDE FILM
(USE K-500-300, SEE FIG. 4, SHT 2)
* -N: POLARIZED NOTCH BODY
(USE NQRS-XX-Q-N, SEE FIG. 5, SHT 2)
(ONLY AVAILABLE FOR -LC OPTION)

*** NOT RELEASED FOR PRODUCTION**

OPTION
-LC: LOCKING CLIP
(SEE FIG. 1)
-LCR: LOCKING CLIP REVERSED
(USE NQRS-XX-Q-LCR,
SEE FIG. 2, SHT 2)

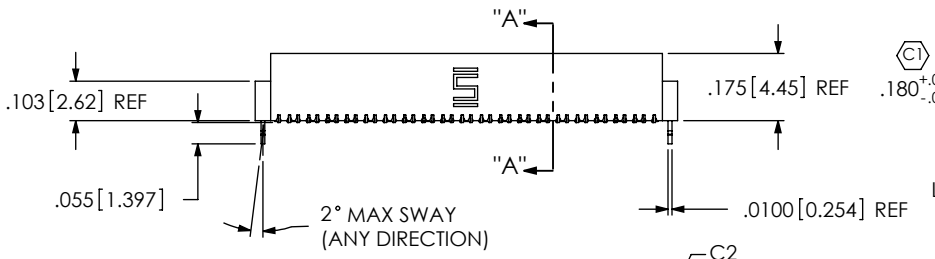

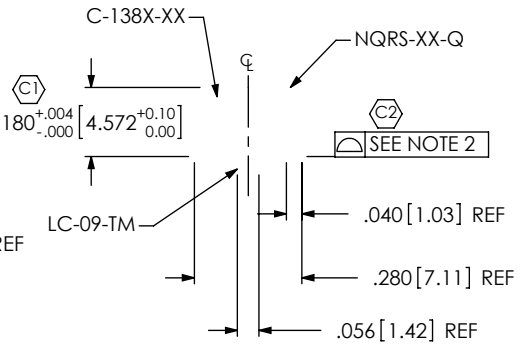

SECTION "A"-"A"

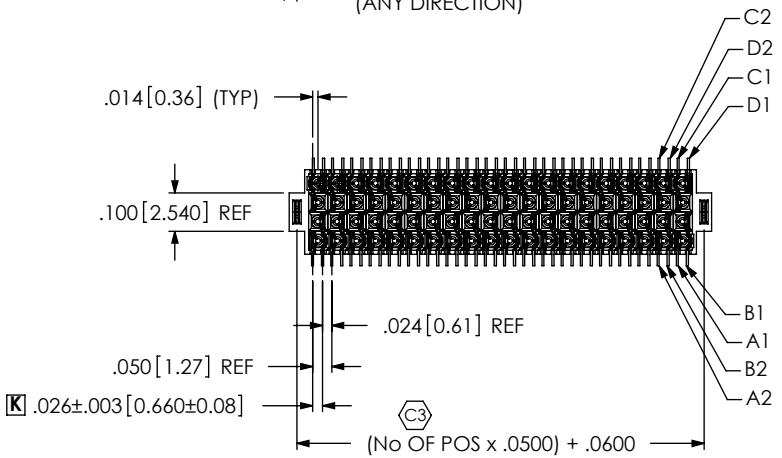

PACKAGING VIEW

OPTION	PACKAGING TUBE	PLUG
NONE, -K, -LC-K	PT-1-24-11-63	TP-09
-P	PT-1-24-04-38	TP-03

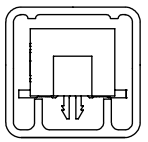

PT-1-24-11-63

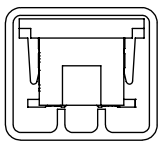

PT-1-24-04-38

NOTES:

1. Ⓒ REPRESENTS A CRITICAL DIMENSION.
C4 2. COPLANARITY TO BE WITHIN .006[.15].
3. BURR ALLOWANCE: .0015[.038] MAX.
4. MINIMUM PUSHOUT FORCE: .5 LB.
5. MAXIMUM ALLOWABLE BOW: .002[.05] INCH/INCH AFTER ASSEMBLY.

UNLESS OTHERWISE SPECIFIED, DIMENSIONS ARE IN INCHES.
TOLERANCES ARE:
DECIMALS: .XX: ±.01 [.3] .XXX: ±.005 [.13] .XXXX: ±.0020 [.051]
ANGLES: ±2°

PROPRIETARY NOTE
THIS DOCUMENT CONTAINS INFORMATION CONFIDENTIAL AND PROPRIETARY TO SAMTEC, INC. AND SHALL NOT BE REPRODUCED OR TRANSFERRED TO OTHER DOCUMENTS OR DISCLOSED TO OTHERS OR USED FOR ANY PURPOSE OTHER THAN THAT WHICH IT WAS OBTAINED WITHOUT THE EXPRESSED WRITTEN CONSENT OF SAMTEC, INC.

samtec
520 PARK EAST BLVD, NEW ALBANY, IN 47150
PHONE: 812-944-6733 FAX: 812-948-5047
e-Mail: info@SAMTEC.com code: 55322

MATERIAL: DO NOT SCALE DRAWING SHEET SCALE: 2:1
INSULATOR: LCP, COLOR: BLACK
CONTACT: BeCu

DESCRIPTION: .050 QUAD ROW ROLC ASSEMBLY

DWG. NO. ROLC-1XX-XX-XX-Q-XX-X

c:\enterprisevault\DWG\MISC\MKTG\ROLC-1XX-XX-XX-Q-XX-X-MKT.SLDDRW

BY: DEAN P 2/20/1999 SHEET 1 OF 2

REVISION K

FIG. 2
-LCR: LOCKING CLIP REVERSED
[DIFFERENT AS SHOWN, OTHERWISE SAME AS FIG. 1]

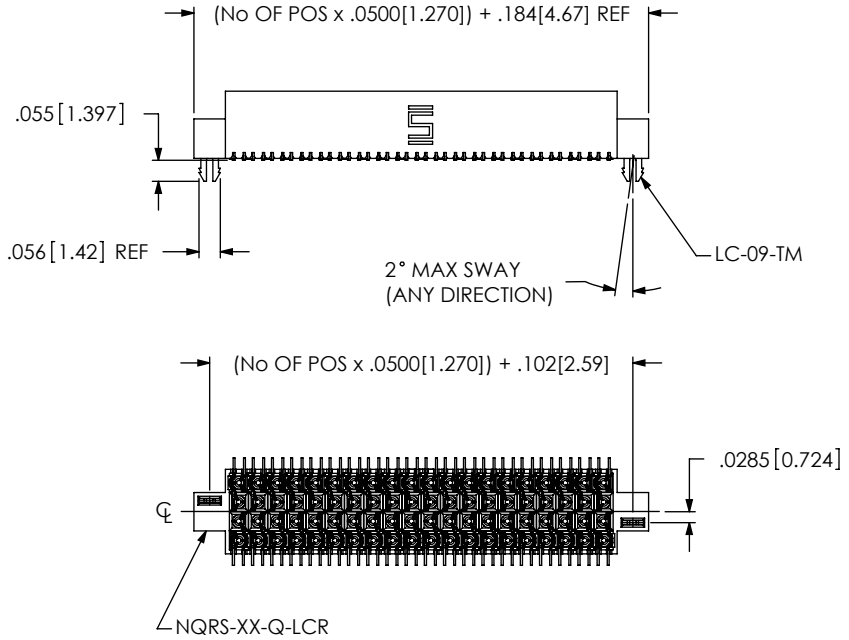

FIG. 3
-P: PICK AND PLACE PAD
[USE PPP-18]

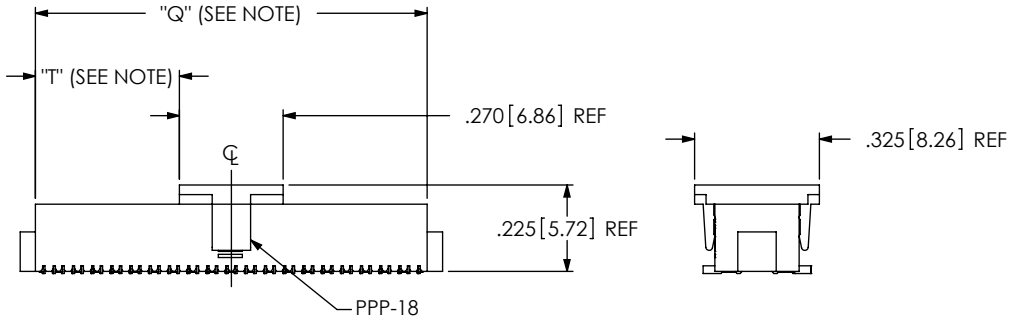

NOTE: "Q" = USE MEASURED DIMENSION (REF)
"T" = (("Q" - .270[5.72]) / 2) ±.020[.51]

FIG. 4
-K: POLYAMIDE FILM PAD
[USE K-500-300]

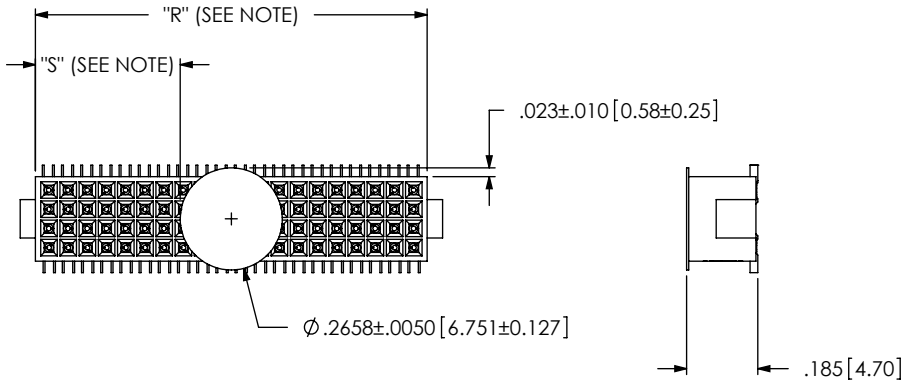

NOTE: "R" = USE MEASURED DIMENSION (REF)
"S" = (("R" - .2658[6.751]) / 2) ±.020[.51]

FIG. 5
-N: POLARIZED NOTCH BODY
[DIFFERENT AS SHOWN, OTHERWISE SAME AS FIG. 1]
(ONLY AVAILABLE FOR -LC OPTION)

NOT RELEASED FOR PRODUCTION



PROPRIETARY NOTE
THIS DOCUMENT CONTAINS INFORMATION CONFIDENTIAL AND PROPRIETARY TO SAMTEC, INC. AND SHALL NOT BE REPRODUCED OR TRANSFERRED TO OTHER DOCUMENTS OR DISCLOSED TO OTHERS OR USED FOR ANY PURPOSE OTHER THAN THAT WHICH IT WAS OBTAINED WITHOUT THE EXPRESSED WRITTEN CONSENT OF SAMTEC, INC.

DO NOT SCALE DRAWING

SHEET SCALE: 2:1

520 PARK EAST BLVD, NEW ALBANY, IN 47150
PHONE: 812-944-6733 FAX: 812-948-5047
e-Mail: info@SAMTEC.com code: 55322

DESCRIPTION:
.050 QUAD ROW ROLC ASSEMBLY

DWG. NO.
ROLC-1XX-XX-XX-Q-XX-X

BY: DEAN P 2/20/1999 SHEET 2 OF 2

c:\enterprisevault\DWG\MISC\MKTG\ROLC-1XX-XX-XX-Q-XX-X-MKT.SLDDRW