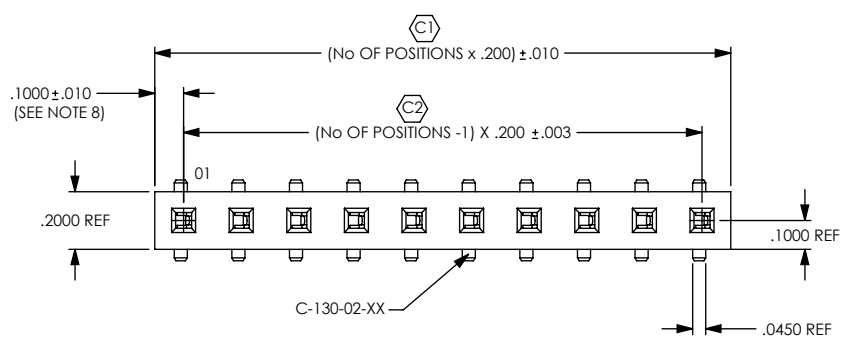


REVISION T

DO NOT SCALE FROM THIS PRINT



HPF-XX-XX-XX-S-XX

No OF POSITIONS
-02 THRU -20 (PER ROW)
[SEE POSITIONAL FILL VIEW]

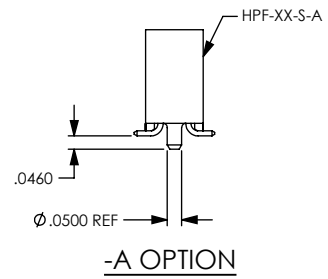
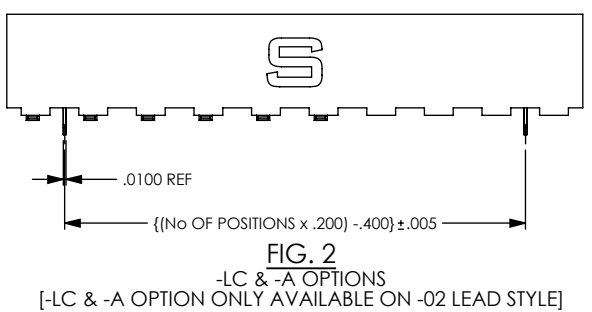
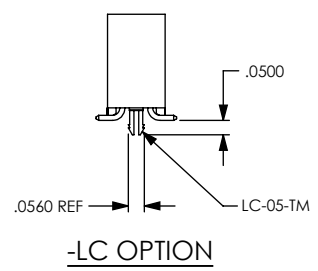
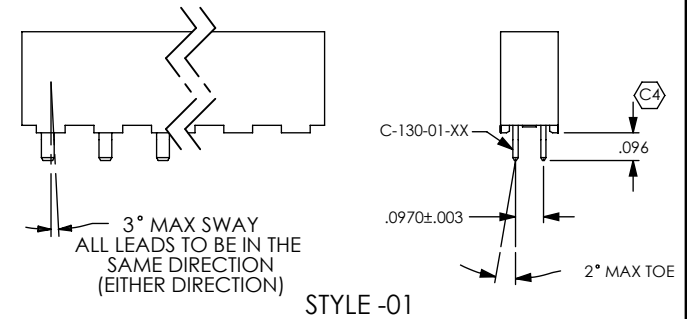
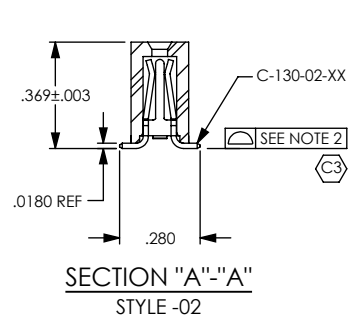
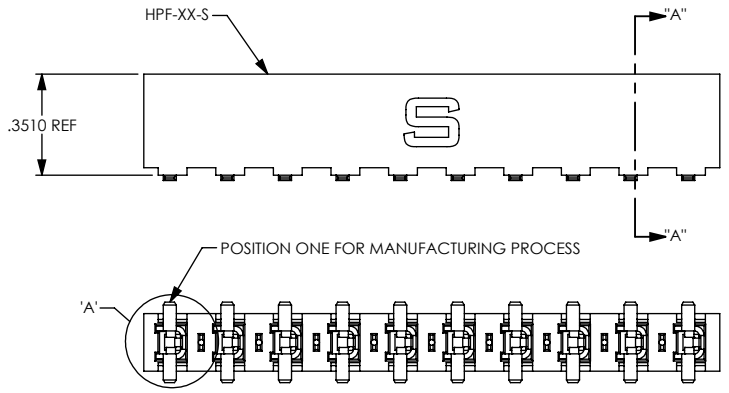
LEAD STYLE
-01: THROUGH HOLE
-02: SURFACE MOUNT

PLATING SPECIFICATION
-T: TIN (USE C-130-XX-T)
-H: HEAVY GOLD (USE C-130-XX-H)
-TM: MATTE TIN (USE C-130-XX-T)

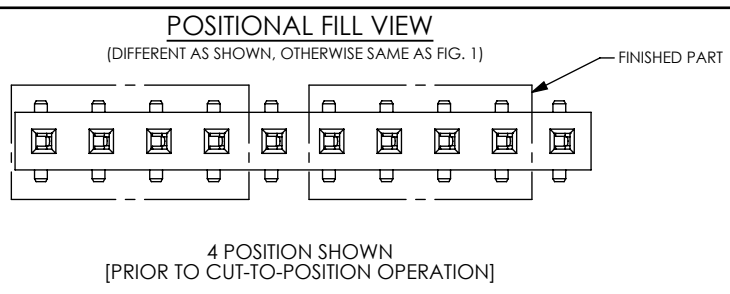
OPTION (STYLE -02 ONLY)
-LC: LOCKING CLIP (USE LC-05-TM)
* -A: ALIGNMENT PIN (USE HPF-XX-S-A)
-K: POLYIMIDE FILM PAD (SEE FIG. 3, SHT. 2)(USE K-DOT-.256-.375-.005)
-TR: TAPE & REEL (14 POS MAX)

ROW SPECIFICATION
-S: SINGLE (USE HPF-XX-S)

* = NOT ENGINEERING APPROVED



- NOTES:
- Ⓢ REPRESENTS A CRITICAL DIMENSION.
 - COPLANARITY TO BE WITHIN :
2-10 POS: .006
11-20 POS: .008
 - BURR ALLOWANCE: .0015 MAX.
 - MAXIMUM CUT FLASH: .020.
 - MINIMUM PUSHOUT FORCE: 1.0 LB.
 - ALL PARTS TO BE TUBE PACKAGED.
 - OPEN PART OF CONTACT FILLED TOWARDS #1 PIN INDICATOR.
 - MINIMUM WALL THICKNESS TO BE .010.



UNLESS OTHERWISE SPECIFIED, DIMENSIONS ARE IN INCHES.
TOLERANCES ARE:
DECIMALS ANGLES
.XX: ±.01 2°
.XXX: ±.005
.XXXX: ±.0020

PROPRIETARY NOTE
THIS DOCUMENT CONTAINS INFORMATION CONFIDENTIAL AND PROPRIETARY TO SAMTEC, INC. AND SHALL NOT BE REPRODUCED OR TRANSFERRED TO OTHER DOCUMENTS OR DISCLOSED TO OTHERS OR USED FOR ANY PURPOSE OTHER THAN THAT WHICH IT WAS OBTAINED WITHOUT THE EXPRESSED WRITTEN CONSENT OF SAMTEC, INC.



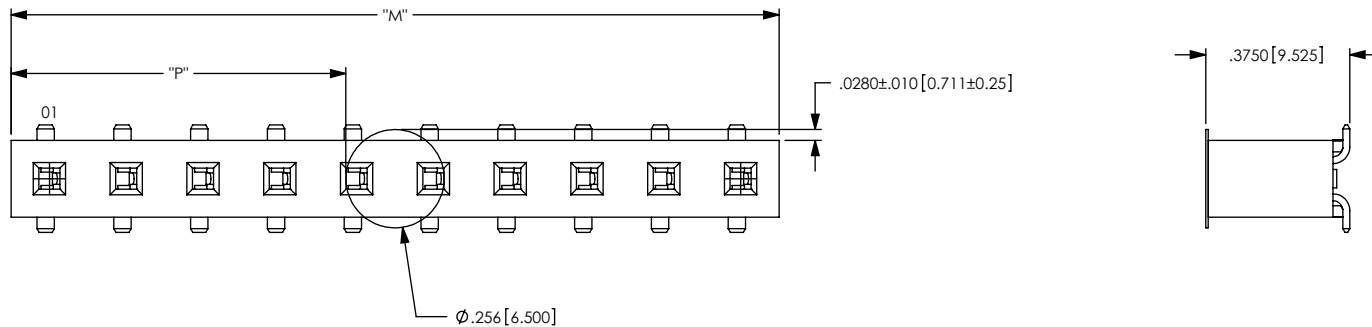
520 PARK EAST BLVD, NEW ALBANY, IN 47150
PHONE: 812-944-6733 FAX: 812-948-5047
e-Mail: info@SAMTEC.com code: 55322

MATERIAL: DO NOT SCALE DRAWING SHEET SCALE: 1.5:1
MATERIAL: VECTRA E130i
COLOR: BLACK
CONTACT: BeCu, 174HT

DESCRIPTION: .200 HI POWER SOCKET ASSEMBLY

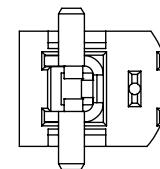
DWG. NO. **HPF-XX-XX-XX-S-XX**

BY: DEAN P 01/04/1999 SHEET 1 OF 2



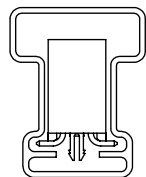
NOTE: "M" = USED MEASURED DIMENSION (REF)
 "P" = $\{("M" - .256 [6.50]) / 2\} \pm .020 [.51]$

FIG. 3
 -K: POLYIMIDE FILM PAD OPTION
 (SHOWN: HPF-10-02-X-S-K)

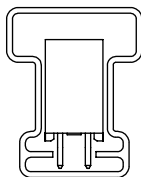


DETAIL 'A'

PACKAGING VIEW



SURFACE MOUNT



THROUGH HOLE

TUBE: PT-1-24-02-44
 PLUG: TP-09

SEE NOTES 6 & 7 FOR ADDITIONAL PACKAGING INSTRUCTIONS

PROPRIETARY NOTE

THIS DOCUMENT CONTAINS INFORMATION CONFIDENTIAL AND PROPRIETARY TO SAMTEC, INC. AND SHALL NOT BE REPRODUCED OR TRANSFERRED TO OTHER DOCUMENTS OR DISCLOSED TO OTHERS OR USED FOR ANY PURPOSE OTHER THAN THAT WHICH IT WAS OBTAINED WITHOUT THE EXPRESSED WRITTEN CONSENT OF SAMTEC, INC.

DO NOT SCALE DRAWING

SHEET SCALE: 2:1



520 PARK EAST BLVD, NEW ALBANY, IN 47150
 PHONE: 812-944-6733 FAX: 812-948-5047
 e-Mail: info@SAMTEC.com code: 55322

DESCRIPTION: .200 HI POWER SOCKET ASSEMBLY

DWG. NO. HPF-XX-XX-XX-S-XX

BY: DEAN P 01/04/1999 SHEET 2 OF 2