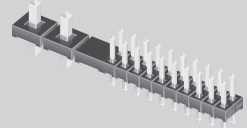


PCT2-110-03-L-D-02



POWER/2_{mm} SIGNAL COMBO PCS2, PCT2 SERIES

SPECIFICATIONS

For complete specifications and recommended PCB layouts see www.samtec.com?PCS2 or www.samtec.com?PCT2

Insulator Material: Black Liquid Crystal Polymer
Contact Material: BeCu
Terminal Material: Phosphor Bronze
Plating: Sn or Au over 50µ" (1,27µm) Ni on signal pins; Sn over 50µ" (1,27µm) Ni on power pins
Operating Temp Range: -55°C to +105°C with Tin; -55°C to +125°C with Gold
Contact Resistance: 10 mΩ max
Insertion Depth: (2,62mm) .103" to (5,03mm) .198" with (0,38mm) .015" wipe
Max Cycles: 100 with 10µ" (0,25µm) Au
Insertion Force: (Single contact only) 28oz (7,78N) avg per power contact plus 1.8oz (0,50N) avg per signal contact
Withdrawal Force: (Single contact only) 20oz (5,56N) avg per power contact plus 1.0oz (0,28N) avg per signal contact
Voltage Rating: 500 VAC
RoHS Compliant: Yes

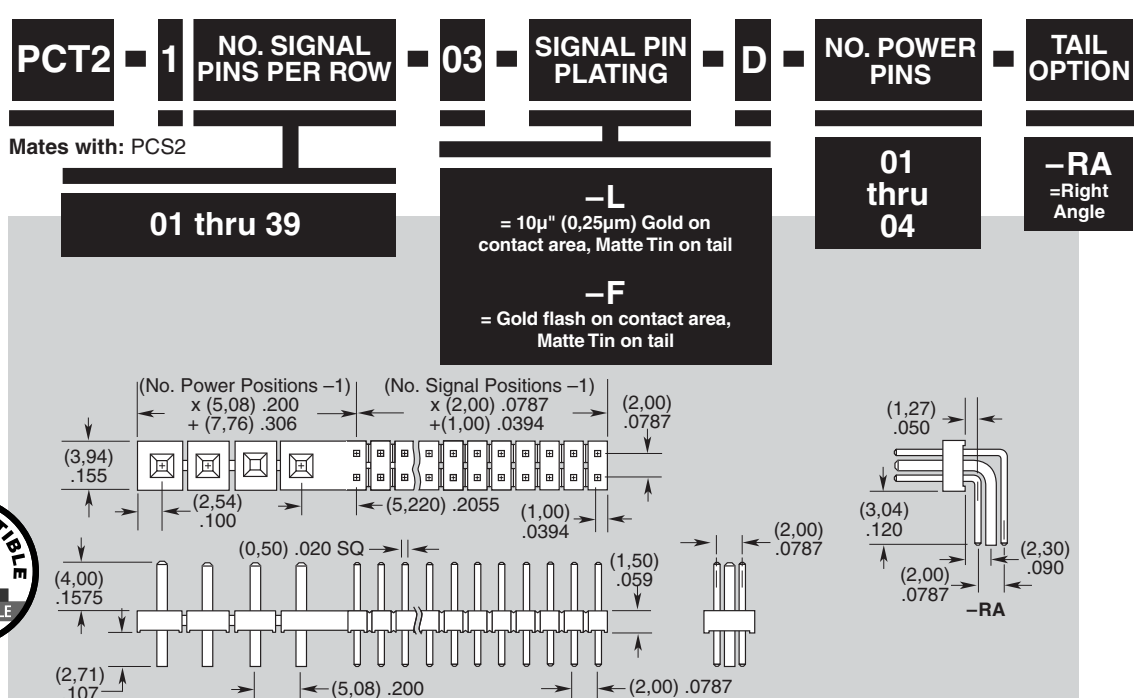
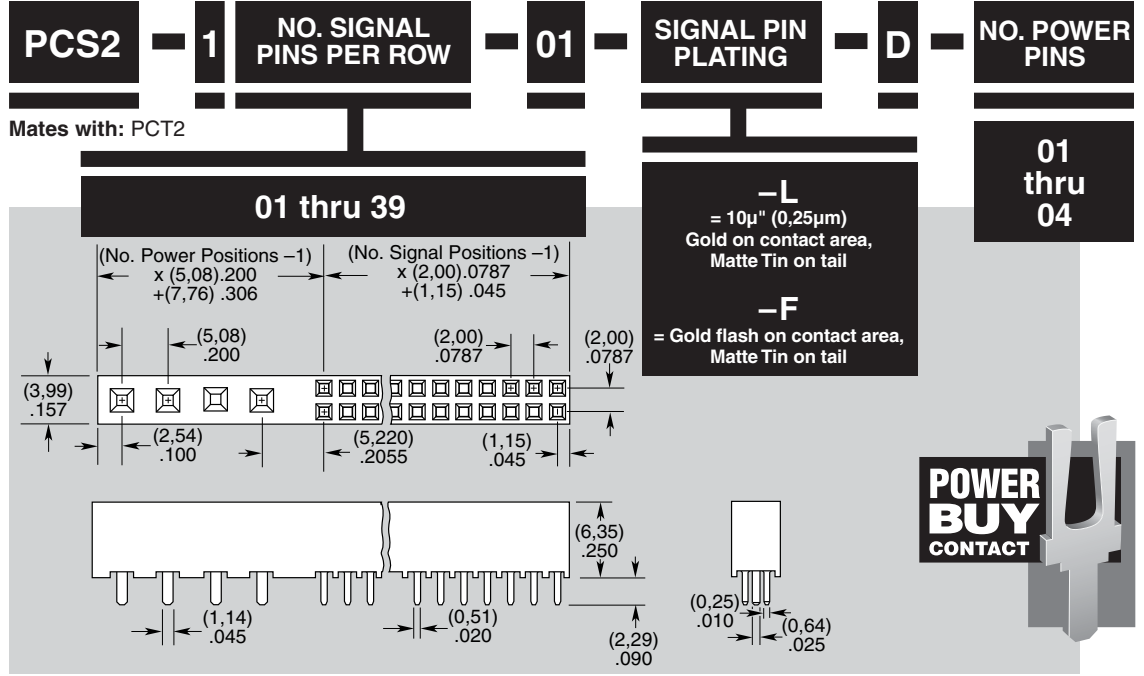


CURRENT RATING	
AMBIENT TEMP	PCT2/PCS2
20°C	15.6A
40°C	14.0A
60°C	12.0A
75°C	8.4A
4 POWER PINS POWERED	

Processing:
Max Processing Temp: 230°C for 60 seconds, or 260°C for 20 seconds 3x
Lead-Free Solderable: Yes



Note: Some lengths, styles and options are non-standard, non-returnable.



Due to technical progress, all designs, specifications and components are subject to change without notice.

WWW.SAMTEC.COM