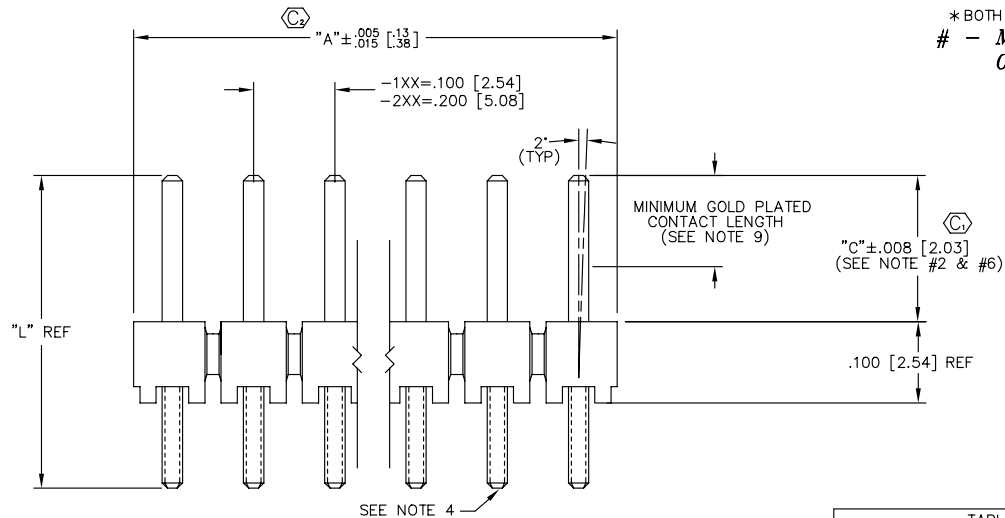


TABLE 1
TERMINAL SPECIFICATIONS

TERMINAL SPEC	PIN #1	"L"	PIN #2 (2)	PIN #3	"C"
-05(3)	T-1S6-21-XX-2	.335 [8.51]	N/A	N/A	.105 [2.67] (5)
-06(3)	T-1S6-18-XX-2	.300 [7.62]	N/A	N/A	.105 [2.67] (5)
-07(3)	T-1S6-07-XX-2	.430 [10.92]	N/A	N/A	.230 [5.84] (5)
-08(4)	T-1S6-08-XX-2	.530 [13.46]	T-1S6-09-XX-2	T-1S6-11-XX-2 (7)	.230 [5.84] (5)(6)
-09	T-1S6-09-XX-2	.730 [18.54]	T-1S6-11-XX-2	T-1S6-20-XX-2	.230 [5.84] (6)
-10	T-1S6-10-XX-2	.830 [21.08]	T-1S6-12-XX-2	T-1S6-13-XX-2	.230 [5.84]
-11	T-1S6-11-XX-2	.930 [23.62]	T-1S6-20-XX-2	T-1S6-19-XX-2	.230 [5.84]
-12	T-1S6-12-XX-2	1.030 [26.16]	T-1S6-13-XX-2	T-1S6-14-XX-2	.230 [5.84]
-13	T-1S6-13-XX-2	1.230 [31.24]	T-1S6-14-XX-2	N/A	.230 [5.84]
-14(3)	T-1S6-08-XX-2	.530 [13.46]	N/A	N/A	.320 [8.13] (5)
-15(3)	T-1S6-09-XX-2	.730 [18.54]	N/A	N/A	.520 [13.20] (5)
-16	T-1S6-09-XX-2	.730 [18.54]	T-1S6-11-XX-2	T-1S6-20-XX-2	.320 [8.13] (5)(6)
-17(3)	T-1S6-10-XX-2	.830 [21.08]	N/A	N/A	.620 [15.75] (5)
-18(3)	T-1S6-11-XX-2	.930 [23.62]	N/A	N/A	.720 [18.29] (5)
-19(3)	T-1S6-12-XX-2	1.030 [26.16]	N/A	N/A	.820 [20.83] (5)
-20(3)	T-1S6-13-XX-2	1.230 [31.24]	N/A	N/A	1.020 [25.91] (5)
-21	T-1S6-14-XX-2	1.430 [36.62]	N/A	N/A	1.220 [30.99] (5)
-21(1)	T-1S6-14-XX-2	1.430 [36.62]	N/A	N/A	.230 [5.84]
-22	T-1S6-15-XX-2	.630 [16.00]	T-1S6-10-XX-2	T-1S6-12-XX-2	.230 [5.84] (5)(6)
-23(3)	T-1S6-16-XX-2	.445 [11.30]	N/A	N/A	.230 [5.84] (5)
-24(3)	T-1S6-17-XX-2	.480 [12.19]	N/A	N/A	.265 [6.73] (5)
-25(4)	T-1S6-15-XX-2	.630 [16.00]	T-1S6-10-XX-2	T-1S6-12-XX-2	.320 [8.13] (5)(6)
-26(3)	T-1RS7-01-XX-2	.456 [11.58]	N/A	N/A	.230 [5.84]
-27	T-1S6-19-XX-2	1.330 [33.78]	N/A	N/A	.230 [5.84]
-28	T-1S6-20-XX-2	1.130 [28.70]	T-1S6-19-XX-2	N/A	.230 [5.84]
-29(4)	T-1S6-19-XX-2	1.330 [33.78]	N/A	N/A	.320 [8.13]
-30(4)	T-1S6-20-XX-2	1.130 [28.70]	T-1S6-19-XX-2	N/A	.320 [8.13]
-41	T-1S6-25-XX-2	.365 [9.27]	N/A	N/A	.230 [5.84]
-42	T-1S6-26-XX-2	.470 [11.94]	N/A	N/A	.320 [8.13]

- (1) WITH -RA OR -RE OPTION (4) NOT AVAILABLE IN -RE OPTION.
 (2) OMIT WITH -O ROW SPECIFICATION (5) AVAILABLE IN -LL OPTION.
 (3) NOT AVAILABLE IN -RA OR -RE OPTION. (6) AVAILABLE IN -LA OPTION.
 (7) ON STYLE -08 -RA & -LA OPTIONS ONLY; 'C' = .230±.008 [5.84±.08].



- NOTES:
 1. TERMINAL PUSHOUT FORCE: 3 LBS. MIN.
 2. HEIGHT VARIATION BETWEEN A PIN AND ANY ADJACENT PIN SHALL BE .005 [0.13] MAX (R/A, TAIL N/A).
 3. ASSEMBLE GOLD PLATE END AS SHOWN.
 4. TERMINAL SPEC. STYLE -26 (T-1RS7-01-X-2): ROUND END TO APPEAR ON BOTTOM.
 5. .005 [0.13] MAX. ALLOWABLE FLASH AFTER REMOVAL OF CROSS-BARS.
 6. (C) REPRESENTS CRITICAL DIMENSION FOR STATISTICAL PROCESS CONTROL.
 7. C±.008 [0.20] FOR STYLE -08, OPTIONS -RA & -LA ONLY.
 8. TOW & SWAY SPEC. OF 2° APPLIES TO ALL POSITIONS, POST & TAIL, IN ALL DIRECTIONS.
 9. .165 [4.19] REF. EXCEPT PINS -18, -21 & 25 ARE .050 [1.27] REF.
 10. CRIMP TWO PINS CLOSEST TO CENTER OF THE PART IF THERE IS A POLARIZED POSITION IN THE MIDDLE/CENTER.
 11. NOTE DELETED.

PROPRIETARY NOTE
 THIS DOCUMENT CONTAINS INFORMATION CONFIDENTIAL AND PROPRIETARY TO SAMTEC INC. AND SHALL NOT BE REPRODUCED OR TRANSMITTED IN ANY FORM OR BY ANY MEANS, ELECTRONIC OR MECHANICAL, INCLUDING PHOTOCOPYING, RECORDING, OR BY ANY INFORMATION STORAGE AND RETRIEVAL SYSTEM, WITHOUT THE WRITTEN CONSENT OF SAMTEC INC.

UNLESS OTHERWISE NOTED TOLERANCES ARE:
 DIMENSIONS ARE IN INCHES
 ONE PLACE DECIMALS ± .1 [2.54] THREE PLACE DECIMALS ± .005 [.13] ANGLES ± 2°
 TWO PLACE DECIMALS ± .01 [.25] FOUR PLACE DECIMALS ± .0020 [.051]

TITLE: ASSEMBLY, .025 SQ. POST HI-TEMP TERMINAL STRIP
 DWG NO: HTSW-XXX-XX-XXX-X-XX-XX-XX
 SHEET 1 OF 3

HTSW-XXX-XX-XXX-X-XX-XX-XX

TERMINAL SPACE SPEC. (SEE ASSEMBLY INSTR.)
 -1= .100 [2.54] (FILL EVERY POS.)
 -2= .200 [5.08] (FILL E/O POS. STARTING W/ 1st & ENDING W/ LAST POS. IN BODY)

OPTION #3
 # * -MW: METAL WASHER (STRAIGHT TAIL OPTION ONLY) (AVAILABLE ON 05, 06, 07, 08, 16, 17, 18, 22, 23, 24, 25, 41 & 42 LEAD STYLES ONLY) (2 POS. MIN, 30 POS. MAX)(SEE FIG. 3, SHT. 3)

OPTION #2
 -POLARIZING SPECIFICATION
 XXX INDICATES POS. TO BE OMITTED (SEE FIG. 1) (WITH -LA & -LC OPTION SEE NOTE 10)

OPTION #1
 -BLANK= STRAIGHT
 -RA= RIGHT ANGLE (SEE TABLE 3, FIG. 3) (-S-RA & -D-RA AVAILABLE IN 36 POSITION MAX)
 -RE= EXTENDED RIGHT ANGLE (SEE TABLE 3, FIG. 3) (SINGLE ROW ONLY, AVAILABLE IN 36 POSITION MAX.)
 -NA= RA OPTION WITH STRAIGHT OPTION BODY
 -NE= RE OPTION WITH STRAIGHT OPTION BODY
 -LC= LOCKING CLIP (USE LTC-01 FOR SGL. ROW AND LTC-02 FOR DBL. ROW)(STYLES 08 THRU 13 & 22 ONLY)
 -LA= -RA OPTION WITH -LL OPTION (SEE FIG. 2 & 3) (N/A WITH -RE OPTION)
 -LL= LOCKING LEAD (SEE FIG. 2) (N/A IN SINGLE ROW, 1 OR 2 POSITIONS)
 -ROW SPECIFICATION (SEE TABLE #2)
 -S: SINGLE
 -D: DOUBLE
 -T: TRIPLE
 -Q: TRIPLE ROW, FILL OUTER ROWS ONLY

PLATING SPECIFICATIONS
 -G: GOLD
 -I: TIN
 -S: SELECTIVE HEAVY GOLD
 -H: HEAVY GOLD
 -L: SELECTIVE LIGHT GOLD
 -F: FLASH SELECTIVE GOLD
 -P: GOLD FLASHED PALLADIUM NICKEL (N/A IN STYLES -05 & -06)
 -E: EXTRA HEAVY GOLD (AVAILABLE IN STYLES -07, -08, -09 STRAIGHT) (-08 DOUBLE RIGHT ANGLE)
 -TL: TIN/LEAD (AVAILABLE ONLY ON LEAD STYLES -07, -08 & -09)
 -TM: MATTE TIN
 -SM: HEAVY SELECTIVE GOLD, MATTE TIN TAIL
 -LM: LIGHT SELECTIVE GOLD, MATTE TIN TAIL
 -FM: FLASH SELECTIVE GOLD, MATTE TIN TAIL
 -STL: HEAVY SELECTIVE GOLD, TIN / LEAD (93/7±5%)TAIL

TERMINAL SPECIFICATION SEE TABLE 1

* BOTH THE -LC OPTION AND THE -MW OPTION MAY NOT BE ON THE SAME ASSEMBLY.
 # - MW OPTION, DO NOT DESIGN IN. SAMTEC WILL ONLY SUPPORT EXISTING BUSINESS 2/12/02.

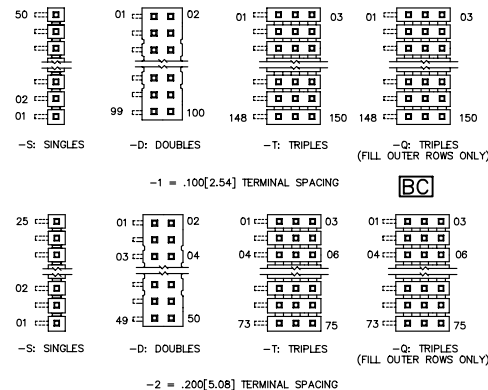


TABLE 2
BODY SPECIFICATION

ROW/OPTION	USE BODY
-S, -S-NA/-NE	HTSW-50-S-LCP
-S-RA/-S-RE	HTSW-50-SRA-LCP
-D, -D-NA/NE	HTSW-50-D-LCP
-D-RA	HTSW-50-DRA-LCP
-T, -T-NA/-NE	HTSW-50-T-LCP
-T-RA	HTSW-50-TRA-LCP
-Q	HTSW-50-Q-LCP

POLARIZATION
(STRAIGHT & RA VERSIONS)
FIG. 1

MATERIAL:
 BODIES: LIQUID CRYSTAL POLYMER
 COLOR: NATURAL
 TERMINALS: PHOSPHOR BRONZE

EXISPROD/ASSEMBLY/100 HTSWASH1

samtec

520 PARK EAST BLVD., NEW ALBANY, INDIANA 47150
 PHONE (812) 944-6733 P.O. BOX 1147
 CODE 55322

MADE BY: PURVIS 2-17-87
 HTSW-XXX-XX-XXX-X-XX-XX-XX
 SHEET 1 OF 3

UNLESS OTHERWISE NOTED

DIMENSIONS ARE IN INCHES		TOLERANCES ARE:	
ONE PLACE DECIMALS ± .1 [2.54]	THREE PLACE DECIMALS ± .005 [.13]	ANGLES	± 2°
TWO PLACE DECIMALS ± .01 [.25]	FOUR PLACE DECIMALS ± .0020 [.051]		

TITLE: ASSEMBLY,
.025 SQ. POST
HI-TEMP
TERMINAL STRIP

DWG NO:
HTSW-XXX-XX-XXX-X-XX-XX-XX
SHEET 2 OF 3

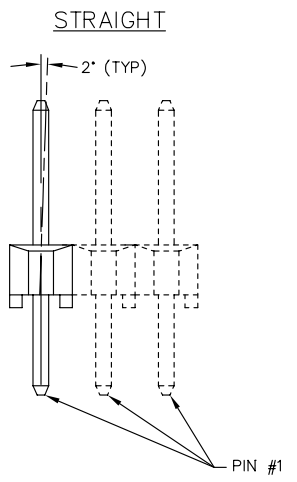
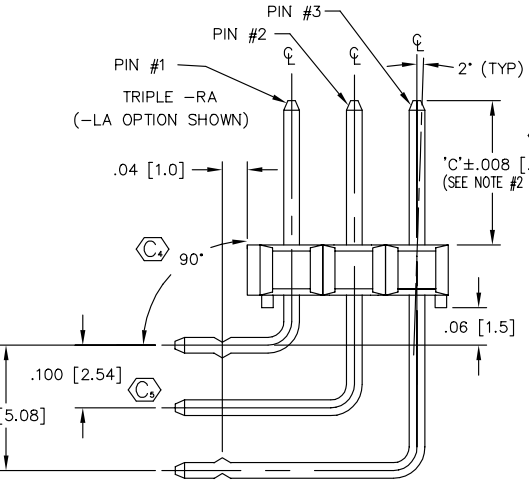
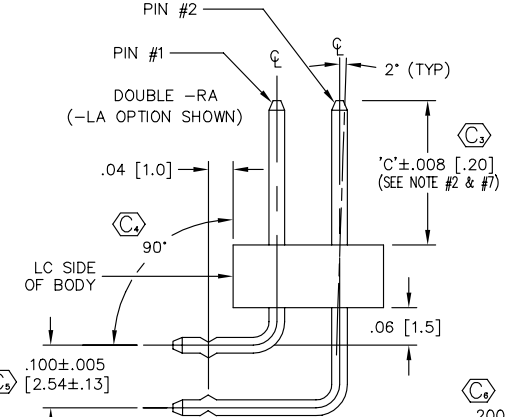
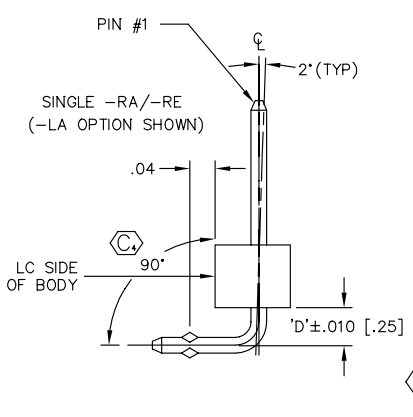
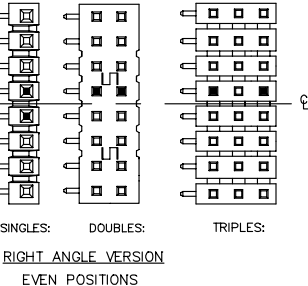
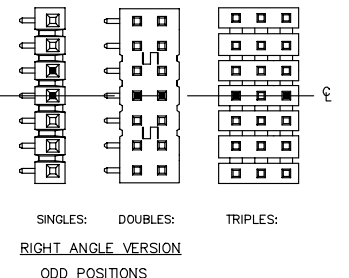
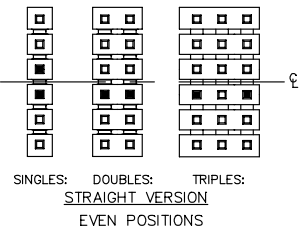
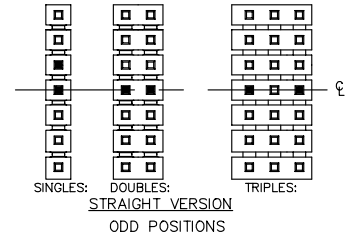


TABLE 3

-XX	"D"
-RA/-NA	.060 [1.52]
-RE/-NE	.160 [4.06]

FIG. 3
(-LA OPTION IS SHOWN ON ALL RIGHT ANGLES FOR DIMENSIONAL AND LOCATION PURPOSES.)
NOTE: END VIEWS SHOWN.



LOCKING LEAD
■ = CRIMP LOCATION

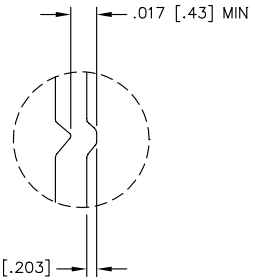
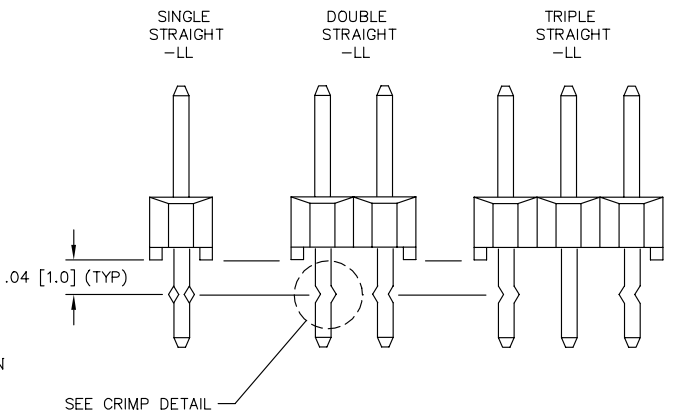


FIG. 2
LOCKING LEAD
(NOTE: END VIEWS SHOWN.)

PROPRIETARY NOTE
THIS DOCUMENT CONTAINS INFORMATION CONFIDENTIAL AND PROPRIETARY TO SAMTEC INC. AND SHALL NOT BE REPRODUCED OR TRANSFERRED TO OTHER DOCUMENTS OR DISCLOSED TO OTHERS OR USED FOR ANY PURPOSE OTHER THAN THAT FOR WHICH IT WAS OBTAINED WITHOUT THE EXPRESSED WRITTEN CONSENT OF SAMTEC INC.

CRIMP DETAIL
SCALE: 2x
[TYP- ALL CRIMPS]

EXISPROD\ASSEMBLY\100
HTSWASM2

samtec

520 PARK EAST BLVD. NEW ALBANY, INDIANA 47150
PHONE (812) 944-6733 P.O. BOX 1147
CODE 55322

MADE BY: _____

HTSW-XXX-XX-XXX-X-XX-XX-XX
SHEET 2 OF 3

REV. BD

FIG. 3

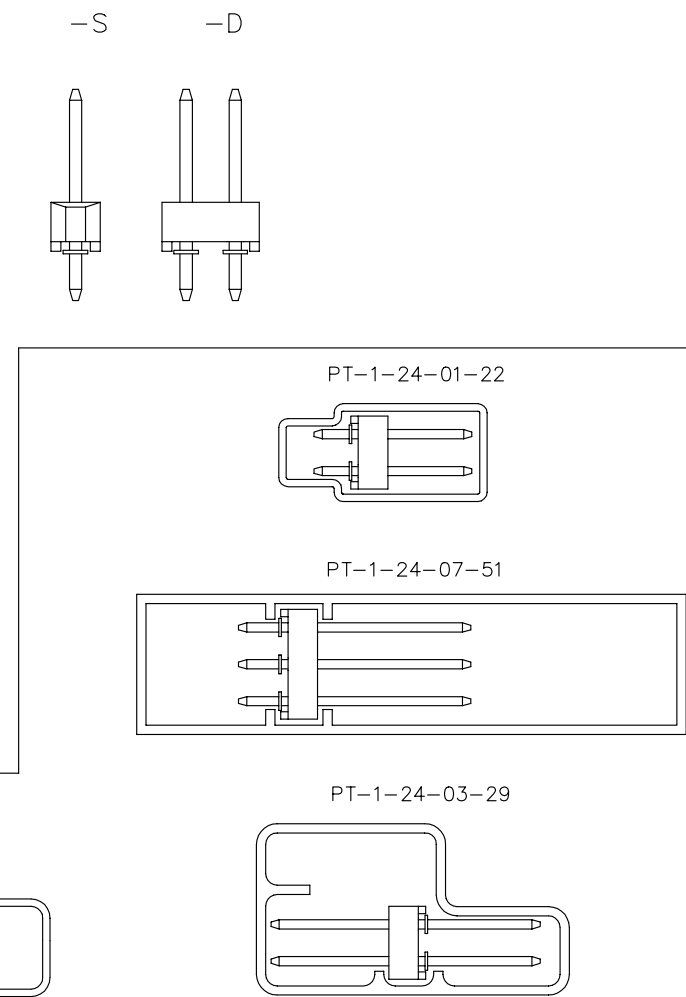
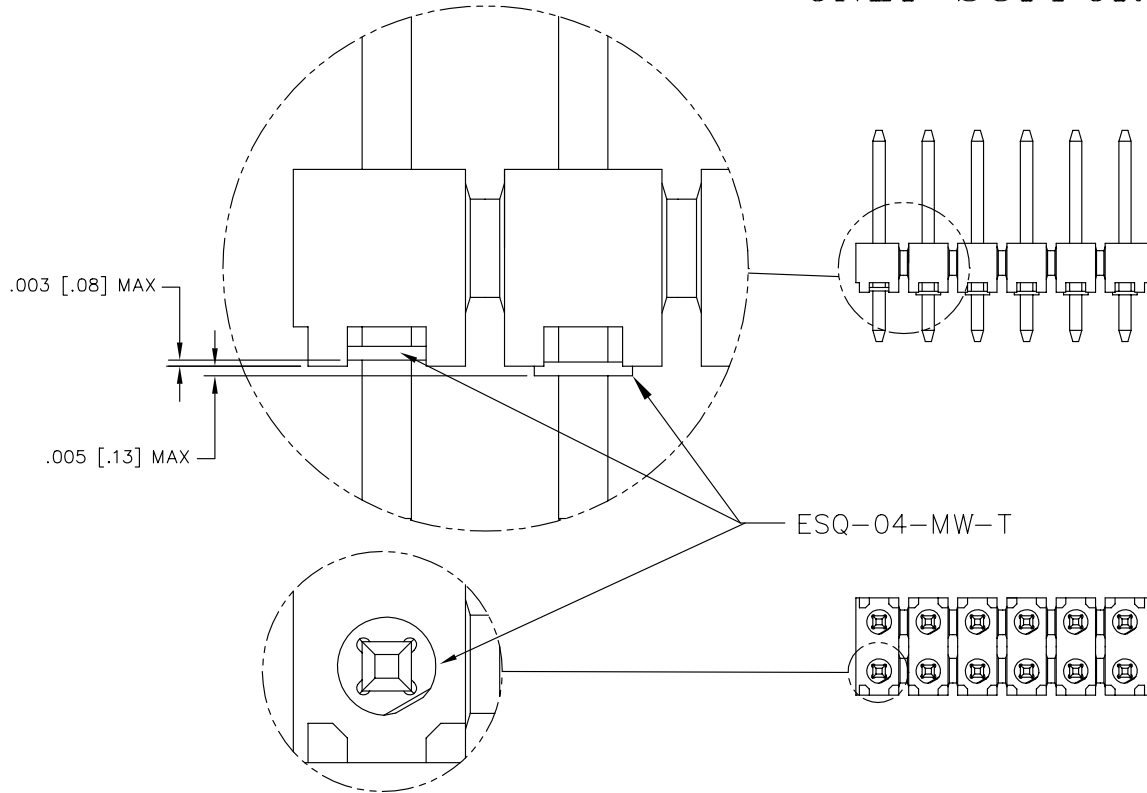
-MW: METAL WASHER
(ONE PER POSITION)
(AVAILABLE ON STRAIGHT TAIL OPTION ONLY)
(AVAILABLE ON 05, 06, 07, 08, 16, 17, 18, 22, 23,
24 & 25 LEAD STYLES ONLY)
(30 POSITIONS PER ROW MAX)
(BOTH THE -MW OPTION AND THE -LC
OPTION MAY NOT BE ON THE SAME ASSEMBLY)

DIMENSIONS ARE IN INCHES		UNLESS OTHERWISE NOTED		TOLERANCES ARE:	
ONE PLACE DECIMALS $\pm .1$ [2.5]	THREE PLACE DECIMALS $\pm .005$ [.13]	ANGLES $\pm 2^\circ$			
TWO PLACE DECIMALS $\pm .01$ [.25]	FOUR PLACE DECIMALS $\pm .0020$ [.05]				

TITLE: ASSEMBLY
.025 SQ. POST
HI-TEMP
TERMINAL STRIP

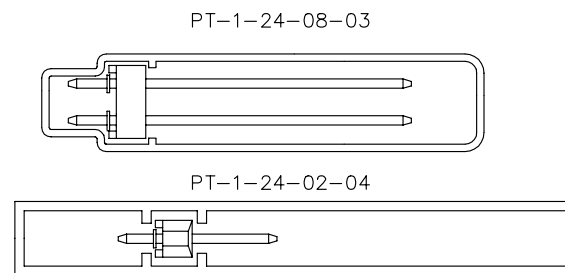
DWG NO:
HTSW-XXX-XX-XXX-X-XX-XX-XX
SHEET 3 OF 3

- MW OPTION, DO NOT DESIGN IN. SAMTEC WILL ONLY SUPPORT EXISTING BUSINESS 2/12/02.



-MW OPTION ONLY

SUFFIX	BODY SPEC	TUBE	PLUG
-XX	-S	PT-1-24-02-04	TP-24
-08 -16 -22 -25	-D	PT-1-24-03-29	TP-07
-05 -17 -18 -23 -24 -41 -42	-D	PT-1-24-08-03	TP-03
-06	-D	PT-1-24-01-63	TP-24-02
-07	-D	PT-1-24-01-22	TP-03
-XX	-T	PT-1-24-07-51	TP-13



PROPRIETARY NOTE
THIS DOCUMENT CONTAINS INFORMATION CONFIDENTIAL AND PROPRIETARY TO SAMTEC INC. AND SHALL NOT BE REPRODUCED OR TRANSFERRED TO OTHER DOCUMENTS OR DISCLOSED TO OTHERS OR USED FOR ANY PURPOSE OTHER THAN THAT FOR WHICH IT WAS OBTAINED WITHOUT THE EXPRESSED WRITTEN CONSENT OF SAMTEC INC.

EXISPROD\ASSEMBLY\100
HTSWASM3
samtec
520 PARK EAST BLVD. NEW ALBANY, INDIANA 47150
PHONE (812) 944-6733 P.O. BOX 1147
CODE 55322

MADE BY:
PURVIS 2-17-87

HTSW-XXX-XX-XXX-X-XX-XX-XX
SHEET 3 OF 3