

.100" (2,54mm) IDC CABLE IDMS, IDMD, IDSS & IDSD SERIES

SPECIFICATIONS

IDSS, IDSD

For complete specifications see www.samtec.com?IDSS or www.samtec.com?IDSD

Insulator Material:

Black Glass Filled Polyester



Plating:

Au over 50µ" (1,27µm) Ni or Sn over 100µ" (2,54µm) Cu or 50µ" (1,27µm) Ni

Wire:

28 AWG 7/36 stranded Tinned Copper

Temperature Range:

-20°C to +105°C (Rainbow Cable)
-40°C to +105°C (Gray Cable)

Contact:

BeCu

Current Rating:

1A

Contact Resistance:

10 mΩ max

Lead Size Range:

(0,56mm) .022" SQ to (0,71mm) .028" SQ

Lead Insertion Depth:

(5,59mm) .220" to (6,22mm) .245"

Insertion Force:

(Single contact only)

4oz avg

((0,64mm) .025" SQ probe)

Withdrawal Force:

(Single contact only)

3oz avg

((0,64mm) .025" SQ probe)

RoHS Compliant: No

SPECIFICATIONS

IDMS, IDMD

For complete specifications see www.samtec.com?IDMS or www.samtec.com?IDMD

Insulator Material:

Black Glass Filled Polyester



Plating:

Au over 50µ" (1,27µm) Ni or Sn over 100µ" (2,54µm) Cu or 50µ" (1,27µm) Ni

Wire:

28 AWG 7/36 stranded Tinned Copper

Temperature Range:

-20°C to +105°C (Rainbow Cable)
-40°C to +105°C (Gray Cable)

Terminal:

Phosphor Bronze

Current Rating:

1A

RoHS Compliant: No

Note:

This Series is non-standard, non-returnable.

Mates with:
TSW, MTSW, TSM, EJJ

TYPE STRIP

ROW OPTION

NO. PINS PER ROW

END ASSEMBLY

IDM

= Standard Tail Male Plug

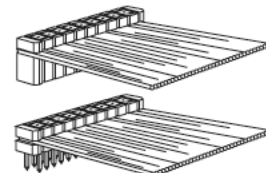
IDS

= Socket

S
= Single

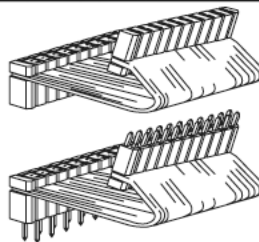
D
= Double
(Color coded cable N/A for 31 thru 36 pins/row. See -G option.)

-S = Single End



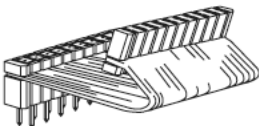
Socket or Male Plug on one end

-D = Double End



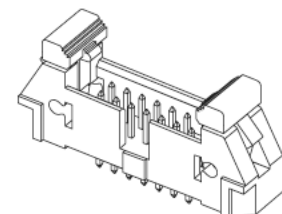
Socket or Male Plug on each end

-T = Transfer End



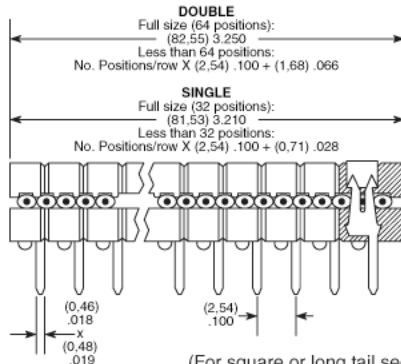
Male Plug on one end with socket on other. **Begin part number with IDM.**

EJECTOR HEADER

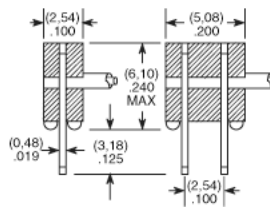


See EJJ Series.

-02 thru -32

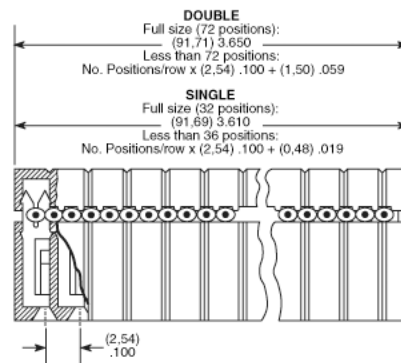


IDMS (Single) IDMD (Double)

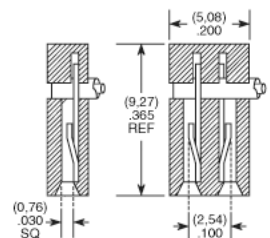


(For square or long tail see HCMX Series)

-02 thru -36

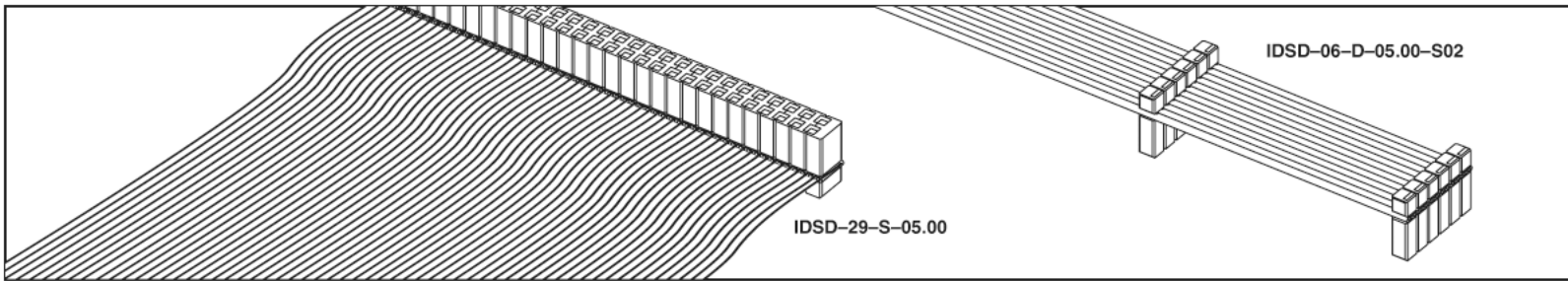


IDSS (Single) IDSD (Double)



Due to technical progress, all designs, specifications and components are subject to change without notice.

WWW.SAMTEC.COM



ASSEMBLED LENGTH

— “XX.XX”
= Assembled Length

Assembled Length in INCHES (1/8")
(2 inches minimum)

OPTION

POLARIZING KEY

Optional polarizing key for use with IDSS & IDSD Series. Also polarizes SSW, SSQ, ESW & ESQ Series. Black High Temperature Thermoplastic

Order: Part Number PK-01-06

ALSO AVAILABLE

Molded-To-Position IDC Assemblies

- Low Profile
- Skinny side locks
- Dual beam contacts
- Single and double row
- (6,35mm) .025" square and (5,84mm) .230" length tail available

Call Samtec for HCXX Series.

—T = Tin Plating (Both ends)

—C = Tin IDM = 10μ (0.25μm) Gold IDS (-T End Assembly Required)

—A = 10μ (0.25μm) Gold IDM = Tin IDS (-T End Assembly Required)

Standard plating is selective gold over BeCu contact for IDS; Selective gold over phosphor bronze for IDM.

—ST “X” = Stripped & Tinned

Specify Suffix from table. All dimensions are ± 1/16". Not available in 28 positions and higher.

—ST8	1/8" (3,18)
—ST4	1/4" (6,35)
—ST2	1/2" (12,70)
—ST3	3/8" (9,53)

—S “XX” = Daisy Chain Single

“XX” ± 1/8" → 2" min. →

Single Row Connectors (IDSS)

Outer Most

4" minimum

When mating double row connector with two single row connectors, the outer most single will be connected to Conductor #1 and the inside single to Conductor #2.

—R = Reversed

—P “XX” = Polarized

Specify “XX” as position. For Double the same position will be polarized on both ends. (Not available on IDM or EDM, unless Transfer, then only the socket is polarized)

—B “XX” = Breakout

Specify “XX” as number of conductors to be broken out.

Breakout starts with Number 1 lead indicated by brown wire or red stripe. Shown on top side.

—D “XX” = Daisy Chain, Double

“XX” ± 1/8" → 2" min. →

Double Row Connectors (IDSD or IDMD)

Outer Most

4" minimum

—M = Middle Reversed

Requires -SXX, -WXX or -DXX

—G = Gray Cable

Specify -G for Gray cable. Gray cable has one red edge. IDSS and IDMS uses .100" centerline cable. IDSD and IDMD uses .050" centerline cable. Cable is 28 AWG 7/36 copper wire. Standard cable is same as above except color coded.

—RW = Reversed Wiring

#1 wire opposite position #1.

—W “XX” = Wiring Reversed Daisy Chain, Single

Same as -S “XX” except outer strip connected to Conductor #2 and inside strip connected to Conductor #1.

—O = Outside Reversed

Requires -SXX, -WXX or -DXX

Due to technical progress, all designs, specifications and components are subject to change without notice.

WWW.SAMTEC.COM