

.025"sq TERMINAL STRIPS TSW SERIES

Mates with:
SSW, SSQ, ESW, ESQ,
BCS, BSW, IDSD, IDSS,
CES, SLW

SPECIFICATIONS

For complete specifications see www.samtec.com?TSW

TSW

Insulator Material: Black Glass Filled Polyester
Terminal Material: Phosphor Bronze
Plating: Au or Sn over 50µ" (1,27µm) Ni
Operating Temp Range: -55°C to +125°C with Gold
-55°C to +105°C with Tin
Voltage Rating: 550 VAC mated with SSW; 500 VAC mated with BCS or ESQ; 450 VAC -RA/-RE mated with BCS or SSM
RoHS Compliant: Yes



CURRENT RATING	
AMBIENT TEMPERATURE	TSW mated with SSW
20°C	7A
40°C	6A
60°C	4A
80°C	3A

Processing:
Lead-Free Solderable:
Wave Only

SPECIFICATIONS

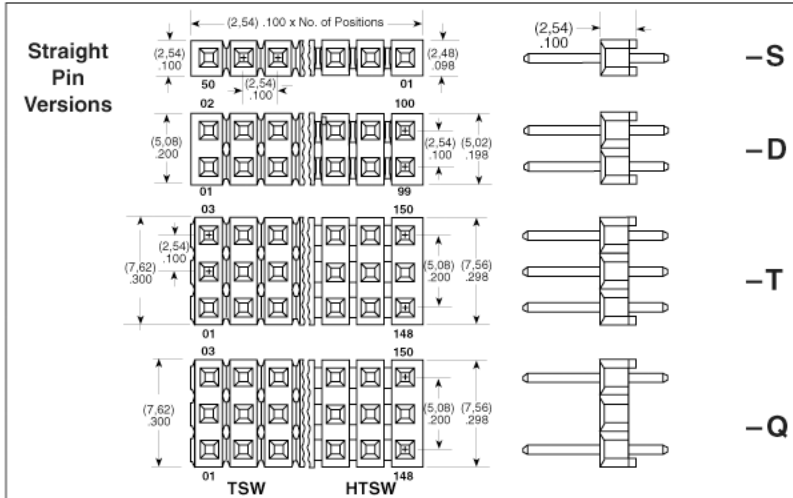
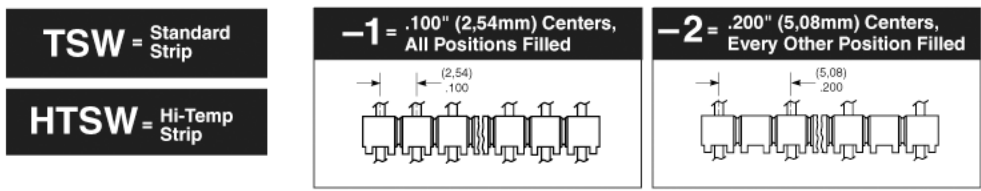

For complete specifications see www.samtec.com?HTSW

HTSW

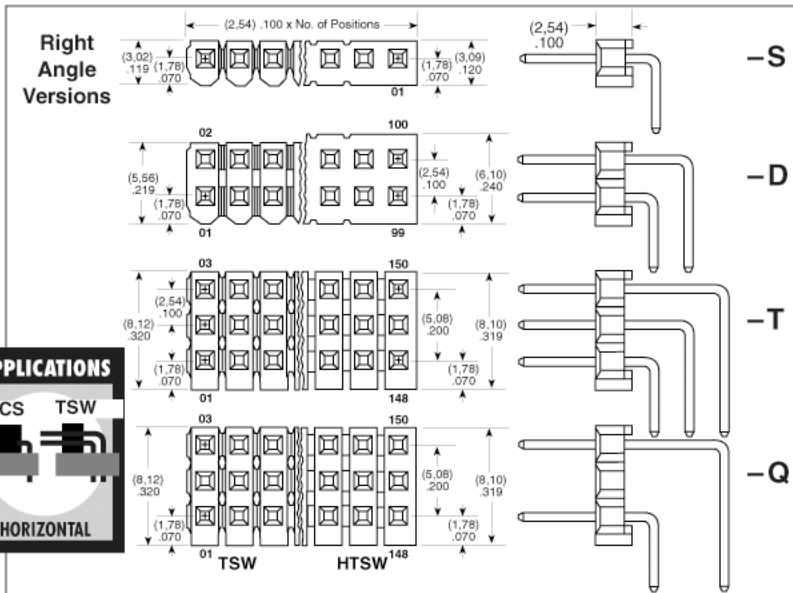
Same as TSW except:
Insulator Material: Natural Liquid Crystal Polymer

Processing:

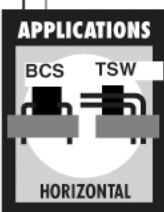
Max Processing Temp: 230°C for 30 to 60 seconds, or 260°C for 20 seconds 3x
Lead-Free Solderable: Yes



01 thru 50
= .100" (2,54mm) Center Version



02 thru 25
= .200" (5,08mm) Center Version

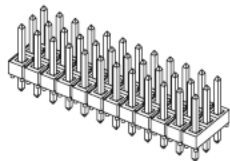


Note: Some lengths, styles and options are non-standard, non-returnable.

Due to technical progress, all designs, specifications and components are subject to change without notice.


WWW.SAMTEC.COM

SAMTEC USA • Tel: 1-800-SAMTEC-9 or 812-944-6733 • Fax: 812-948-5047
 SAMTEC GERMANY • Tel: +49 (0) 89 / 89460-0 • Fax: +49 (0) 89 / 89460-299
 SAMTEC SCANDINAVIA • Tel: +46-84477280 • Fax: +46-87420413
 SAMTEC ASIA PACIFIC • Tel: 65 6745-5955 • Fax: 65 6841-1502
 SAMTEC HONG KONG • Tel: 852-26904858 • Fax: 852-26904842
 SAMTEC SILICON VALLEY • Tel: 408-395-5900 • Fax: 408-395-1520
 SAMTEC FRANCE • Tel: 01 60 95 06 60 • Fax: 01 60 95 06 61
 SAMTEC ISRAEL • Tel: 972-3-7526900 • Fax: 972-3-7526990
 SAMTEC CHINA • Tel: 86-21-61103766 • Fax: 86-21-61103766
 SAMTEC SOUTH AFRICA • Tel: 27 11 4528112 • Fax: 27 86 6714432
 SAMTEC UK • Tel: 01236 739292 • Fax: 01236 727113
 SAMTEC ITALY • Tel: 39 039 6890337 • Fax: 39 039 6890315
 SAMTEC INDIA • Tel: 91 80 306 21 612 • Fax: 91 80 4152 8187
 SAMTEC TAIWAN • Tel: 886 02 2698-3367 • Fax: 886 02 8698-2159
 SAMTEC ANZ • Tel: 613 9512 7747 • Fax: 613 9512 7745

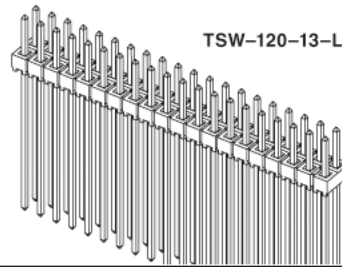


TSW-112-07-G-T

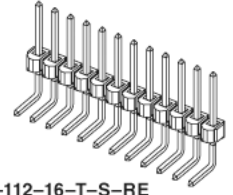
TSW-109-09-S-D-RA



TSW-120-13-L-D



TSW-112-16-T-S-RE



LEAD STYLE

PLATING OPTION

ROW OPTION

OTHER OPTIONS

ALSO AVAILABLE

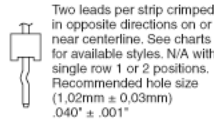
- F**
= Gold flash on contact area, Matte Tin on tail
- L**
= 10µ" (0,25µm) Gold on contact area, Matte Tin on tail
- G**
= 10µ" (0,25µm) Gold on contact area, Gold flash on balance
- T**
= Matte Tin
- S**
= 30µ" (0,76µm) Gold on contact area, Matte Tin on tail



- S**
= Single Row
- D**
= Double Row
- T**
= Triple Row
- Q**
= Double Row (5,08mm) .200" row space

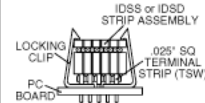
-RA or -RE
= Right Angle

-LL = Locking Lead



-LA
= -RA Option with -LL Option

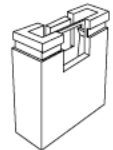
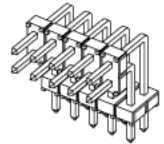
-LC
= Locking Clip (Styles -08 thru -13 & -22 only)



Requires 4 pin minimum (NA with -T, -Q, -RA or -RE)

-“XXX”
= Polarized Position

Elevated Right Angle option. Call Samtec.



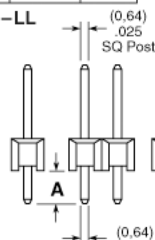
Shunts See SNT Series

Straight Pin Versions
(Specify "LEAD STYLE" from chart)

STYLE	A	B	C
* -05	(3,30) .130	(8,51) .335	(2,67) .105
* -06	(2,41) .095	(7,62) .300	(2,67) .105
* -07	(2,54) .100	(10,92) .430	
* -08	(5,08) .200	(13,46) .530	
* -09	(10,16) .400	(18,54) .730	(5,84) .230
* -10	(12,70) .500	(21,08) .830	
* -11	(15,24) .600	(23,62) .930	
* -12	(17,78) .700	(26,16) 1,030	
* -13	(22,86) .900	(31,24) 1,230	
* -14	(2,79) .110	(13,46) .530	(8,13) .320
* -15		(18,54) .800	(13,21) .520
* -16	(7,87) .310	.730	(8,13) .320
* -17	(2,79) .110	(21,08) .830	(15,74) .620

STYLE	A	B	C
* -18		(23,62) .930	(18,29) .720
* -19	(2,79) .110	(26,16) 1,030	(20,83) .820
* -20		(31,24) 1,230	(25,91) 1,020
* -21		(36,32) 1,430	(30,99) 1,220
* -22	(7,62) .300	(16,00) .630	(5,84) .230
* -23	(2,92) .115	(11,30) .445	
* -24	(5,33) .210	(12,15) .480	(6,73) .265
* -25	(3,20) .126	(16,00) 1,158	(8,13) .320
* -26	(25,40) 1,000	(33,78) 1,330	(5,84) .230
* -27	(20,32) .800	(28,70) 1,130	
* -28	(23,11) .910	(33,78) 1,330	(8,13) .320
* -29	(18,03) .710	(28,70) 1,130	
* -30	(0,89) .035	(9,27) .365	(5,84) .230
* -41+	(1,27) .050	(11,94) .470	(8,13) .320

*Available with -LL (Locking Lead) Option



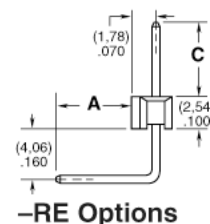
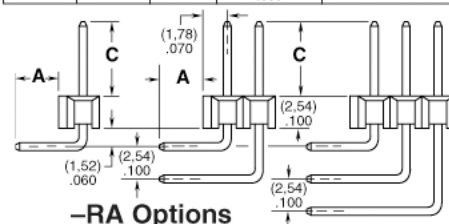
**Except: Style -26 (0,46) .018 DIA Tail

+ Style -41 & -42 available with HTSW only.

Right Angle Versions
(Specify "LEAD STYLE" from chart)

-RA LEAD STYLE	SINGLE (-S)		DOUBLE (-D)		TRIPLE (-T & -Q)	
	A	C	A	A	A	C
* -08	(2,29) .090		(2,29) .090	(2,29) .090		
* -09	(7,37) .290		(7,37) .290	(7,37) .290		
-10	(9,91) .390	(5,84) .230	(9,91) .390	(9,91) .390		(5,84) .230
-11	(12,45) .490		(12,45) .490	(12,45) .490		
-12	(14,99) .590		(14,99) .590	(14,99) .590		
-13	(20,07) .790		(20,07) .790		N/A	
* -16	(5,08) .200	(8,13) .320	(5,08) .200	(5,08) .200		
-21	(25,15) .990	(5,84) .230	N/A	N/A		
* -22	(4,83) .190		(4,83) .190	(4,83) .190		(5,84) .230
* -25	(2,54) .100	(8,13) .320	(2,54) .100	(2,54) .100		
-27	(22,61) .890	(5,84) .230	N/A	N/A		
-28	(17,53) .690		(17,53) .690		N/A	
-29	(20,32) .800	(8,13) .320	N/A	N/A		
-30	(15,24) .600		(15,24) .600			

*Available with -LA (Locking Lead) Option



Due to technical progress, all designs, specifications and components are subject to change without notice.

WWW.SAMTEC.COM