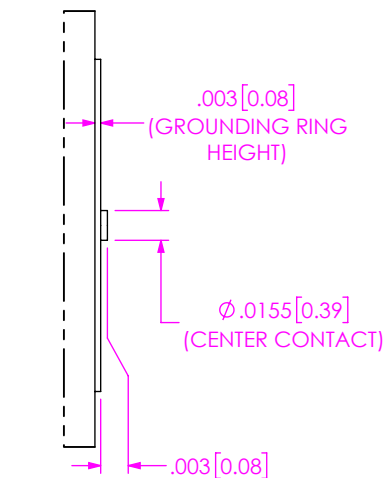
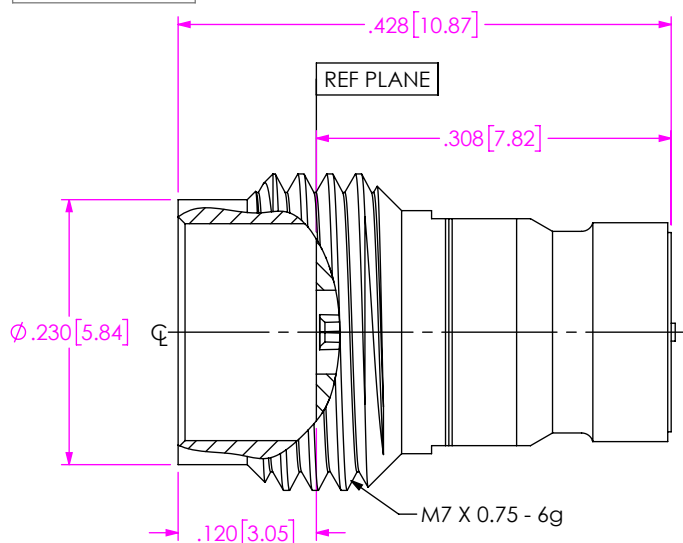
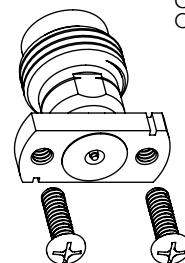


DESIGNED AND DIMENSIONED IN INCHES[MILLIMETERS]  
ALL DIMENSIONS REFERENCE EXCEPT AS SHOWN

DO NOT  
SCALE FROM  
THIS PRINT



DETAIL 'A'  
SCALE 10:1



185-J-P-EP-ST-CM-X-X

SERIES  
185: 1.85MM

GENDER  
-J: JACK

TYPE  
-P: PCB

FINISH  
-EP: 50µ" EXTRA HEAVY GOLD  
CENTER CONTACT, PASSIVATED  
OUTER CONTACT

PACKAGING

-BLANK: INDIVIDUALLY BAGGED  
-B: BULK PACKAGED (QTY=100 MAX)

OPTION

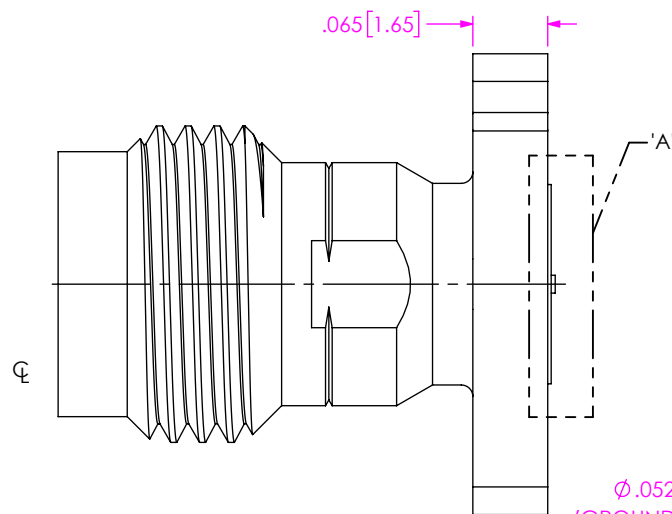
-1: OPTION 1 (WITHOUT SCREWS)  
-2: OPTION 2 (WITH SCREWS)

TERMINATION

-CM: COMPRESSION MOUNT  
STRIPLINE

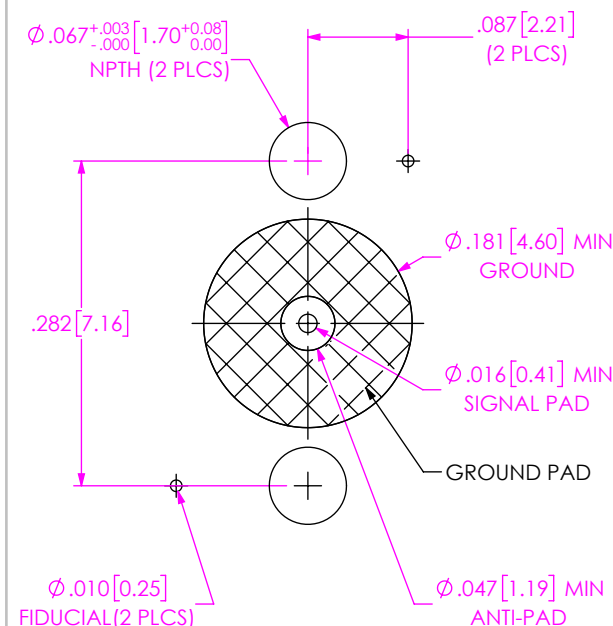
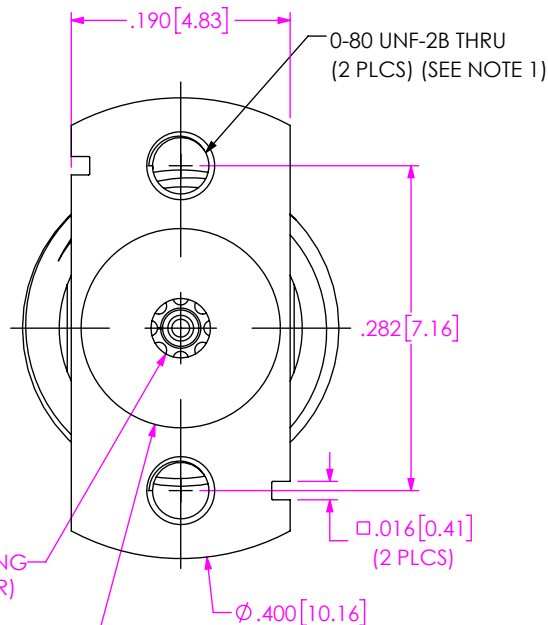
ORIENTATION

-ST: STRAIGHT



Ø.052 [1.31]  
(GROUNDING RING  
INSIDE DIAMETER)

Ø.173 [4.39]  
(GROUNDING RING  
OUTSIDE DIAMETER)



RECOMMENDED PCB LAYOUT  
(SEE NOTE 2)

FIG 1

185-J-P-EP-ST-CM-X-X SHOWN

# NOTES:

1. RECOMMENDED MOUNTING TORQUE 0.5~0.8 INCH-POUNDS.
2. THIS IS A GENERAL FOOTPRINT AND IS NOT OPTIMIZED FOR ELECTRICAL PERFORMANCE, CONTACT SIG@SAMTEC.COM FOR ASSISTANCE WITH ELECTRICAL LAYOUT.

## PROPRIETARY NOTE

THIS DOCUMENT CONTAINS CONFIDENTIAL AND PROPRIETARY INFORMATION AND ALL DESIGN, MANUFACTURING, REPRODUCTION, USE, PATENT RIGHTS AND SALES RIGHTS ARE EXPRESSLY RESERVED BY SAMTEC, INC. THIS DOCUMENT SHALL NOT BE DISCLOSED, IN WHOLE OR PART, TO ANY UNAUTHORIZED PERSON OR ENTITY NOR REPRODUCED, TRANSFERRED OR INCORPORATED IN ANY OTHER PROJECT IN ANY MANNER WITHOUT THE EXPRESS WRITTEN CONSENT OF SAMTEC, INC.

MATERIAL: DO NOT SCALE DRAWING SHEET SCALE: 6:1

BODY, BUSHING & SCREW: STAINLESS STEEL  
SOCKET: COPPER ALLOY

**samtec**

520 PARK EAST BLVD, NEW ALBANY, IN 47150  
PHONE: 812-944-6733 FAX: 812-948-5047  
e-Mail: info@SAMTEC.com code: 55322

DESCRIPTION:  
1.85MM ST JACK FOR COMPRESSION MOUNT STRIPLINE

DWG. NO.  
185-J-P-EP-ST-CM-X-X

BY: SHERRY W 11/18/2019 SHEET 1 OF 1