


PTHF-130-02-GF-Q-368



ESQT-130-03-M-Q-368

(2.00 mm) .0787"

ESQT (-368), PTHF SERIES

# PC/104-PLUS™ SELF-NESTING SOCKETS

## SPECIFICATIONS

For complete specifications and recommended PCB layouts see [www.samtec.com?ESQT](http://www.samtec.com?ESQT) or [www.samtec.com?PTHF](http://www.samtec.com?PTHF)

**Insulator Material:**  
Black Liquid Crystal Polymer (ESQT)  
Black High Temp Nylon (PTHF)

**Contact Material:**  
Phosphor Bronze

**Plating:**

Au or Sn over

50 μ" (1.27 μm) Ni

**Operating Temp Range:**

-55 °C to +125 °C

**Normal Force:**

60 grams (0.59 N) average

**Max Cycles:**

100 with 10 μ" (0.25 μm) Au

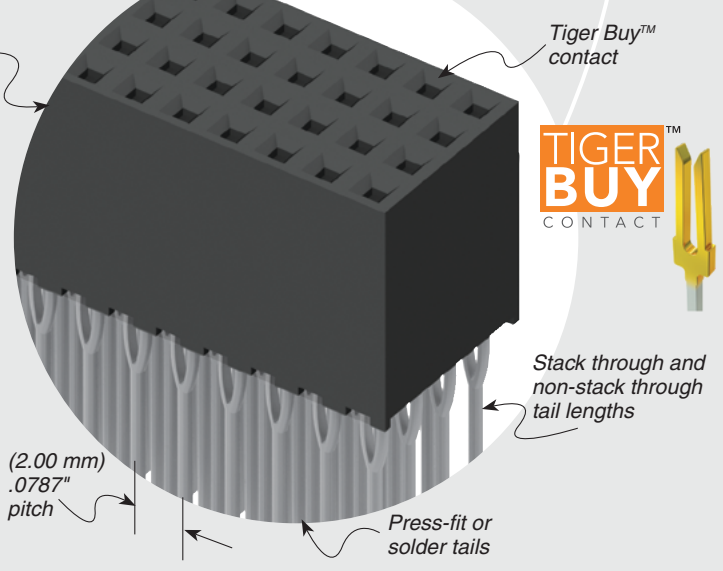
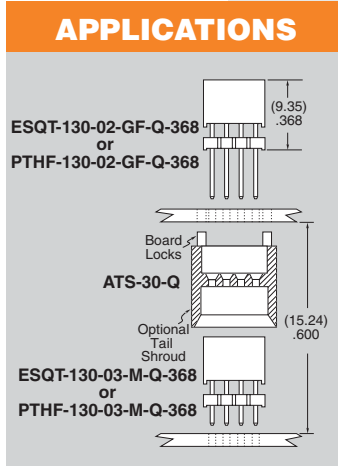
**RoHS Compliant:**

Yes

**Lead-Free Solderable:**

Yes (ESQT)

Mates with:  
ESQT, PTHF



## RECOGNITIONS

For complete scope of recognitions see [www.samtec.com/quality](http://www.samtec.com/quality)




## TOOLING

- Press-Fit CAT-PT-PT-130-A-4

For more information, visit [www.samtec.com/tooling](http://www.samtec.com/tooling)

## OTHER SOLUTIONS



Paste In Hole (PIH) processing. Contact Samtec ASP Group. (Not recommended for stack through applications) ESQT only.

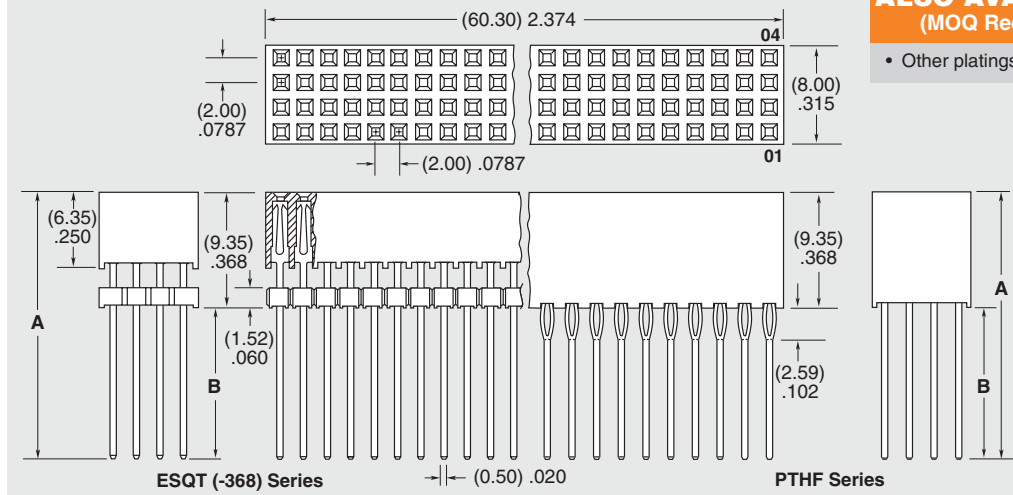
**Note:** Some lengths, styles and options are non-standard, non-returnable.

<b>TYPE STRIP</b>	<b>1</b>	<b>NO. PINS PER ROW</b>	<b>30</b>	<b>LEAD STYLE</b>	<b>PLATING OPTION</b>	<b>Q</b>	<b>368</b>
<b>ESQT</b> = Solder Tails				Specify LEAD STYLE from chart	<b>-GF</b> = 15 μ" (0.38 μm) Gold on contact, Gold flash on tail (-02 Lead Style only)		
<b>PTHF</b> = Press-fit Tails					<b>-M</b> = 20 μ" (0.51 μm) Gold on contact, Matte Tin on tail (-03 Lead Style only)		

LEAD STYLE	ESQT		PTHF	
	A	B	A	B
-02	(21.59) .850	(12.24) .482	(21.59) .850	(12.24) .482
-03	(11.63) .458	(2.29) .090	(12.34) .486	(3.00) .118

## ALSO AVAILABLE (MOQ Required)

- Other platings



Due to technical progress, all designs, specifications and components are subject to change without notice.

[WWW.SAMTEC.COM](http://WWW.SAMTEC.COM)

All parts within this catalog are built to Samtec's specifications.

Customer specific requirements must be approved by Samtec and identified in a Samtec customer-specific drawing to apply.