

(1.27 mm) .050"

# HIGH-SPEED LOW-PROFILE OPEN-PIN-FIELD

## SPECIFICATIONS

For complete specifications and recommended PCB layouts see [www.samtec.com?LPAM](http://www.samtec.com?LPAM)

### Insulator Material:

Black LCP

### Terminal Material:

Copper Alloy

### Plating:

Au or Sn over

50  $\mu$ " (1.27  $\mu$ m) Ni

### Current Rating:

2.2 A per pin

(8 adjacent pins powered)

### Working Voltage:

250 VAC

### RoHS Compliant:

Yes

### Lead-Free Solderable:

Yes

## RECOGNITIONS

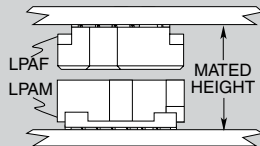
For complete scope of recognitions see [www.samtec.com/quality](http://www.samtec.com/quality)



## ALSO AVAILABLE (MOQ Required)

- Tin-Lead Solder Charge
- Other pins/row and row counts
- Other Gold plating options

## MATED HEIGHT



### MATED HEIGHT\*

LPAM LEAD STYLE	LPAF LEAD STYLE	
	-03.0	-03.5
-01.0	(4.00) .157	(4.50) .177
-01.5	(4.50) .177	(5.00) .197

\*Processing conditions will affect mated height.

**Notes:**  
Patent Pending

Some sizes, styles and options are non-standard, non-returnable.

### Mates with:

LPAF

### Standoffs:

JSO, SO

## POWER/SIGNAL APPLICATION



Compatible with UMPT/UMPS for flexible two-piece power/signal solutions

4 mm, 4.5 mm and 5 mm stack heights

4, 6 or 8 row standard  
.050" (1.27 mm) X  
.050" (1.27 mm) pitch

Dual Blade terminal

Solder crimp

## HIGH-SPEED CHANNEL PERFORMANCE

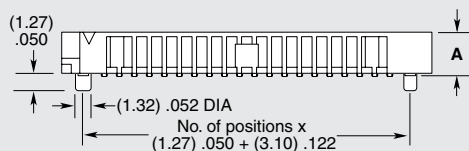
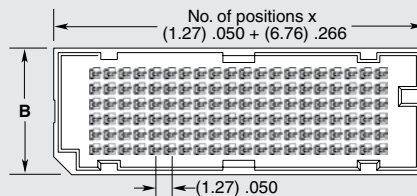
LPAM/LPAF @ 5 mm Mated Stack Height  
Rating based on Samtec reference channel.  
For full SI performance data visit [Samtec.com](http://Samtec.com)  
or contact [SIG@samtec.com](mailto:SIG@samtec.com)

PAM 4

56  
Gbps

LPAM	NO. PINS PER ROW	LEAD STYLE	PLATING OPTION	NO. OF ROWS	SOLDER TYPE	K	"X"R
	-10, -20, -30, -40, -50 (-08 rows only)	-01.0 = (1.0 mm) .039" -01.5 = (1.5 mm) .060"	-L = 10 $\mu$ " (0.25 $\mu$ m) Gold on contact area, Matte Tin on solder tail -S = 30 $\mu$ " (0.76 $\mu$ m) Gold on contact area, Matte Tin on solder tail	-04 =Four Rows -06 =Six Rows -08 =Eight Rows	-1 = Tin/Lead Alloy Solder Crimp -2 = Lead-Free Solder Crimp	-K = Polyimide film Pick & Place Pad	-TR = Tape & Reel -FR = Full Reel Tape & Reel (must order max. quantity per reel; contact Samtec for quantity breaks)

NO. OF ROWS	B
-04	(8.18) .322
-06	(10.72) .422
-08	(13.26) .522



LEAD STYLE	A
-01.0	(3.68) .145
-01.5	(4.19) .165

Due to technical progress, all designs, specifications and components are subject to change without notice.

[WWW.SAMTEC.COM](http://WWW.SAMTEC.COM)

All parts within this catalog are built to Samtec's specifications.

Customer specific requirements must be approved by Samtec and identified in a Samtec customer-specific drawing to apply.