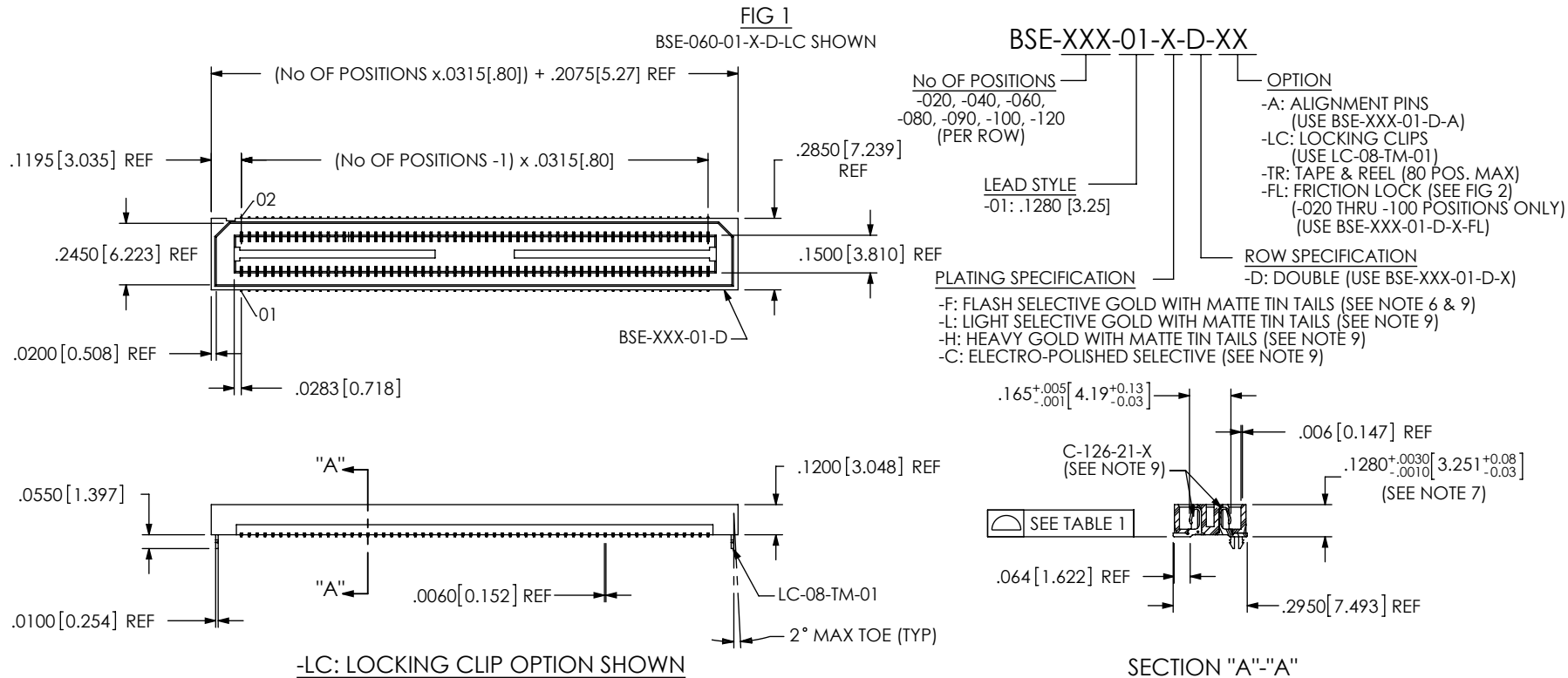
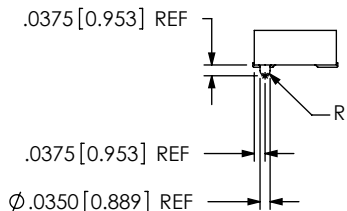


DO NOT SCALE FROM THIS PRINT

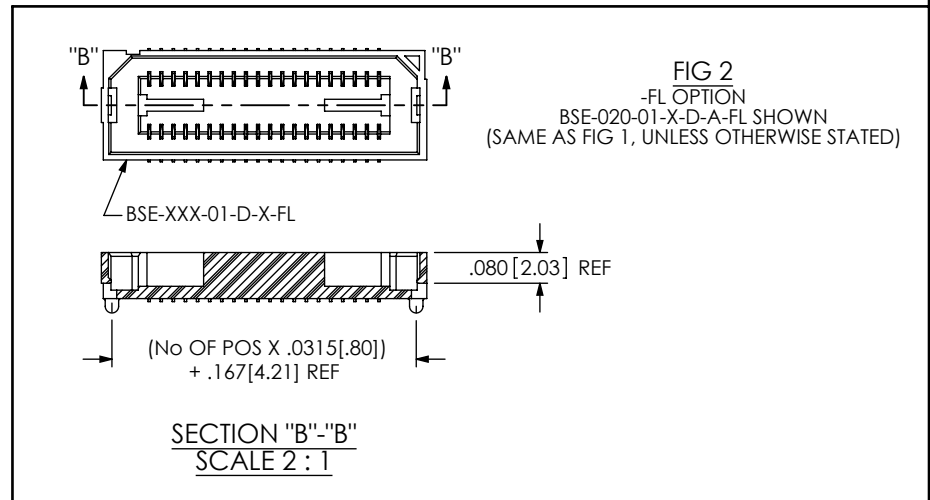
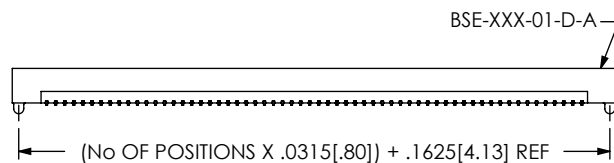


-LC: LOCKING CLIP OPTION SHOWN

SECTION "A"- "A"



-A: ALIGNMENT PIN OPTION SHOWN
BSE-060-01-X-D-A SHOWN



NOTES:

1. REPRESENTS A CRITICAL DIMENSION.
2. NOTE DELETED.
3. MAXIMUM BURR ALLOWANCE: .0015 [0.038].
4. MINIMUM PUSHOUT FORCE: .5 LB.
5. NOTE DELETED.
6. -L PLATING MAY BE SUBSTITUTED FOR -F PLATING.
7. MAX VARIANCE: .002 [0.05]
8. NOTE DELETED.
9. -90 THROUGH -120 POSITION PARTS USE C-269-11-X. DO NOT SUB C-126-XX-X OR C-224-01-X.
10. POSITIONS 20, 40, 60, 80, 120 ARE TRAY PACKAGED.

PACKAGING VIEW
90 & 100 POS ONLY

TUBE: PT-1-24-03-78
PLUG: TP-09

UNLESS OTHERWISE SPECIFIED, DIMENSIONS ARE IN INCHES.
TOLERANCES ARE:
DECIMALS ANGLES
.XX: ±.01 [.25] 2°
.XXX: ±.005 [.13]
.XXXX: ±.0020 [.051]

PROPRIETARY NOTE
THIS DOCUMENT CONTAINS INFORMATION CONFIDENTIAL AND PROPRIETARY TO SAMTEC, INC. AND SHALL NOT BE REPRODUCED OR TRANSFERRED TO OTHER DOCUMENTS OR DISCLOSED TO OTHERS OR USED FOR ANY PURPOSE OTHER THAN THAT WHICH IT WAS OBTAINED WITHOUT THE EXPRESSED WRITTEN CONSENT OF SAMTEC, INC.

520 PARK EAST BLVD, NEW ALBANY, IN 47150
PHONE: 812-944-6733 FAX: 812-948-5047
e-Mail: info@SAMTEC.com code: 55322

DESCRIPTION:
.8mm DOUBLE ROW SOCKET ASSEMBLY

DWG. NO. **BSE-XXX-01-X-D-XX**

BY: DEAN P 05/24/1999 SHEET 1 OF 1

MATERIAL: DO NOT SCALE DRAWING SHEET SCALE: 1.5:1
INSULATOR: BLACK LCP
FLAMMABILITY RATING: UL94VO
SOCKET: PHOS BRONZE

F:\DWG\MISC\MKTG\BSE-XXX-01-X-D-XX-MKT.SLDDRW