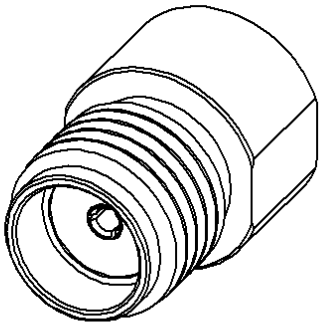
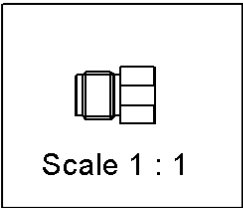
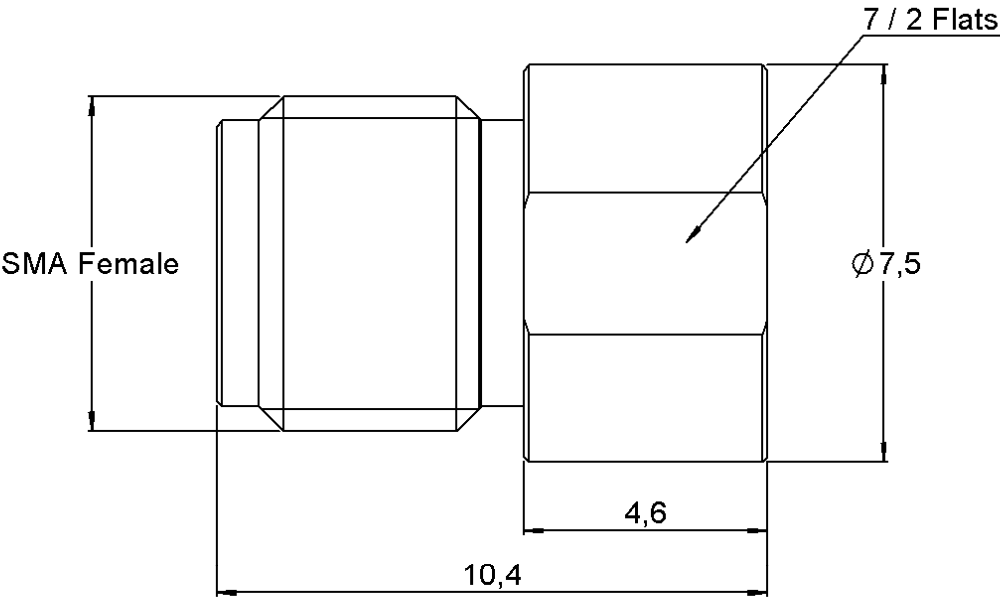
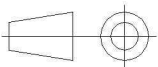


PAGE 1/2	ISSUE 1409A	SERIES TERMINATION	PART NUMBER R404N06000
----------	-------------	-----------------------	------------------------



All dimensions are in mm.



COMPONENTS	MATERIALS	PLATING (µm)
Body	<b>STAINLESS STEEL</b>	<b>GOLD OVER NICKEL</b>
Center contact	<b>BERYLLIUM COPPER</b>	<b>GOLD OVER NICKEL</b>
Outer contact	-	-
Insulator	<b>PTFE</b>	
Gasket	-	
Substrate	<b>ALUMINA CERAMIC</b>	
Resistor	<b>THICK FILM</b>	
Others parts	-	-

PAGE 2/2	ISSUE 1409A	SERIES TERMINATION	PART NUMBER R404N06000
----------	-------------	-----------------------	------------------------

### ELECTRICAL CHARACTERISTICS

Frequency (GHz)	DC - 8	8 - 12.4	12.4 - 18
V.S.W.R (≤)	1.10	1.15	1.20

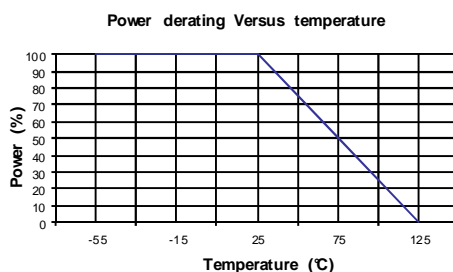
Operating Frequency Range	DC - 18	GHz
Impedance	50	Ω
DC Resistance	50	Ω ± 5%
Peak power at 25°C (1μs, 1% o)	100	W
Average power at 25°C	1	W (Free Air Cooled)
		W (Conduction Cooled)

### MECHANICAL CHARACTERISTICS

Connectors	SMA	Female	MIL C 39012
Weight	2,000	g	

### ENVIRONMENTAL CHARACTERISTICS

Operating temperature range	-55/+125	°C
Storage temperature range	-55/+125	°C



### SPECIFICATION

### OTHER CHARACTERISTICS

IP67 in mated conditions