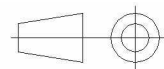
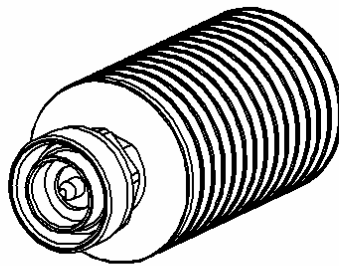
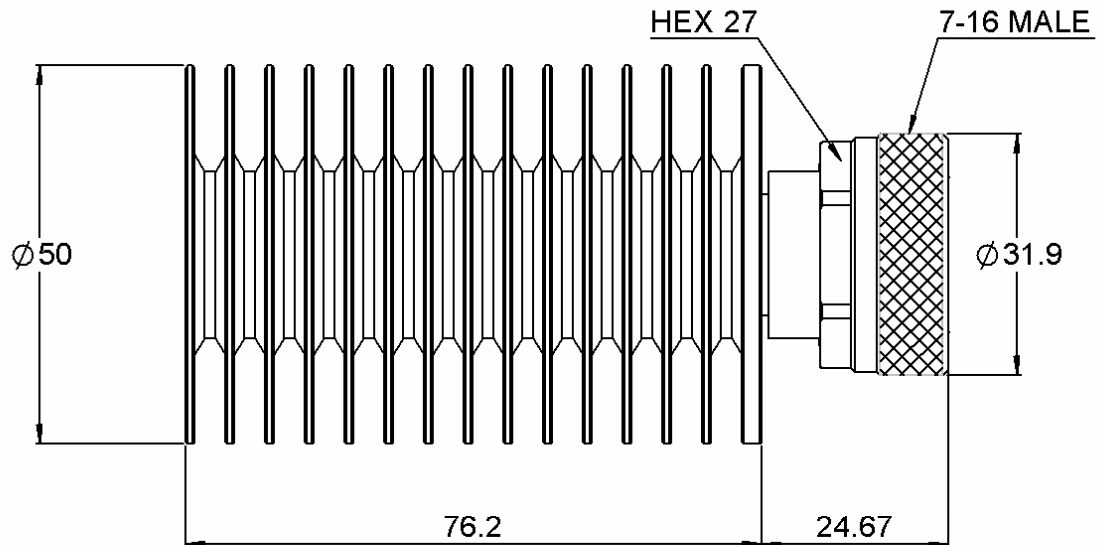


**7-16 MALE COAXIAL TERMINATION****R404.766.000****6 GHZ 50W**Series : **TERMINATION**

All dimensions are in mm.

COMPONENTS	MATERIALS	PLATING(μm)
<b>BODY</b>	BRASS	BBR
<b>CENTER CONTACT</b>	BERYLLIUM COPPER	GOLD 0.5 OVER NICKEL PHOSPHORUS 2
<b>OUTER CONTACT</b>	BRASS	SILVER 5 OVER COPPER 0.5
<b>INSULATOR</b>	PTFE	
<b>GASKET</b>	SILICONE RUBBER	
<b>SUBSTRATE</b>	ALUMINIUM NITRIDE	
<b>RESISTOR</b>	THICK FILM	
<b>OTHERS PARTS</b>	ALUMINIUM	BLACK ANODIZATION

**Issue : 1107 A**

In the effort to improve our products, we reserve the right to make changes judged to be necessary.

**RADIAL** 

**7-16 MALE COAXIAL TERMINATION****R404.766.000****6 GHZ 50W**Series : **TERMINATION****ELECTRICAL CHARACTERISTICS**

Frequency (GHz)	DC - 4	4 - 6
V.S.W.R (≤)	1.20	1.30

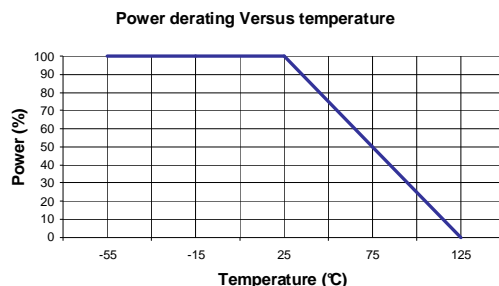
Operating Frequency Range	DC - 6	GHz
Impedance	50	$\Omega$
DC Resistance	50	$\Omega \pm 5\%$
Peak power at 25°C (1μs, 1%)	2000	W
Average power at 25°C	50	W (Free Air Cooled)
		W (Conduction Cooled)

**MECHANICAL CHARACTERISTICS**

Connectors	7/16	Male	IEC 169-4
Weight	261,3000 g		

**ENVIRONMENTAL CHARACTERISTICS**

Operating temperature range	-55/+125 °C
Storage temperature range	-55/+125 °C

**SPECIFICATION****OTHER CHARACTERISTICS**

MOUNTED WITH VERTICAL COOLING FINS AND NATURAL CONVECTION

**Issue : 1107 A**

In the effort to improve our products, we reserve the right to make changes judged to be necessary.

**RADIAL** 