

BULKHEAD JACKS AND RECEPTACLES

STRAIGHT BULKHEAD JACKS CRIMP TYPE FOR FLEXIBLE CABLES

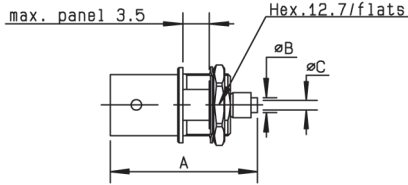


Fig. 1

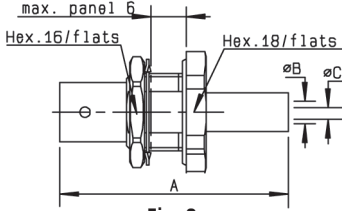


Fig. 2

Cable group	Cable group dia.	Part number	Fig.	Dimensions (mm)			Captive center contact	Panel drilling	Note
				A	B	C			
RG179	2.6/75/S	R142 306 500	1	26	2.95	0.4	yes	P18	Reverse crimping/Commercial version
		R142A 306 500					no		Reverse crimping/ECO version
		R142 306 503					yes		Reverse crimping
		R142 331 011	2	38	1.75	0.4		P14 or P20	Panel sealed/Silver plated
BT3002	3.6/75/D	R142A 325 106	2	36	2.1	0.5	no	P14 or P20	Panel sealed/ECO version
RG59/RG62	6/75/S	R142 334 161	2	35	6.6	0.75	yes	P14 or P20	Panel sealed/Commercial version
RG59/RG62	6/75/S	R142A 334 161	2	35	3.8	0.7		P14 or P20	Panel sealed/ECO version

RECEPTACLES WITH SOLDER POT

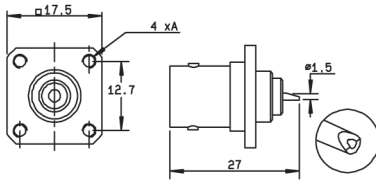


Fig. 1

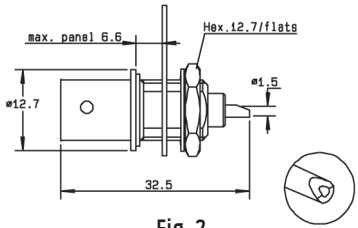


Fig. 2

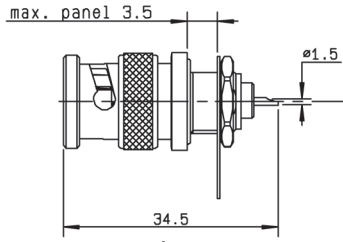


Fig. 3

Part number	Fig.	Captive center contact	Panel drilling	Flange holes A	Note
R142 412 000	1	yes	P07	4 x M2.5	Square flange + unit packaging
R142 562 000	2		P18		Bulkhead female receptacle unit packaging
R142 580 000	3		P18		Bulkhead male receptacle panel sealed + unit packaging

For others types of cables (75Ω, 93Ω or BT cables), please see "additional connectors" on page 10-32.
 To download data sheets and assembly instructions, visit www.radiall.com & enter the part number in the Search box.
Bold part numbers represent products typically in stock & available for immediate shipment.
 See page 8 and 9 for packaging information.