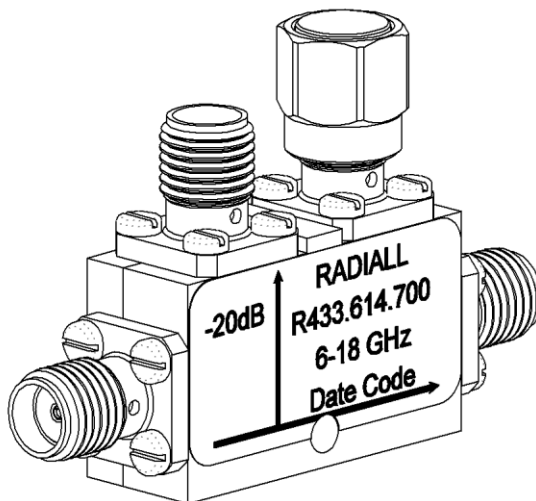
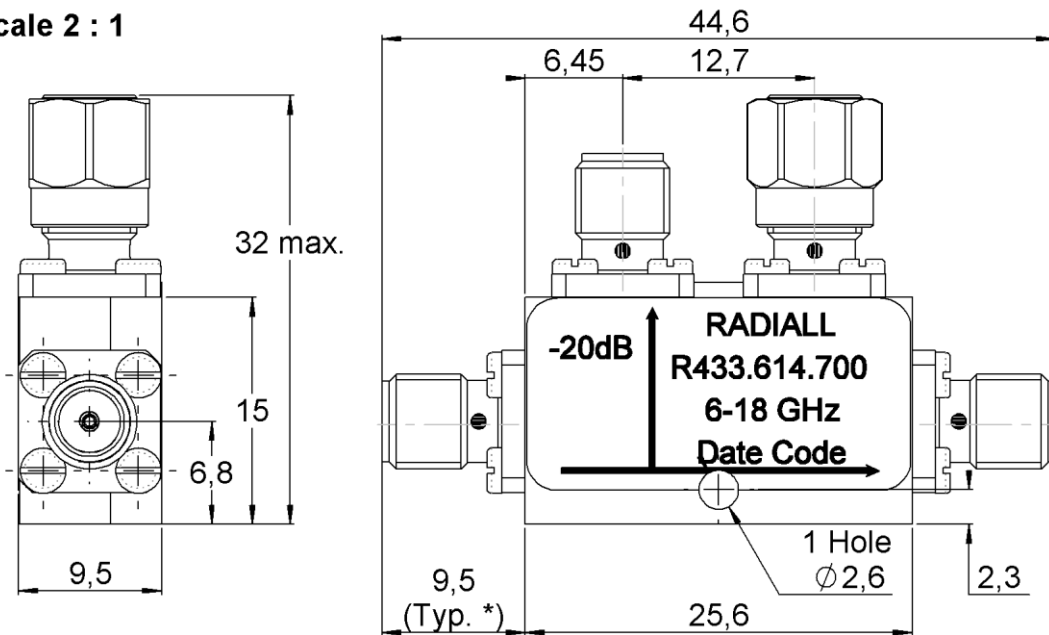


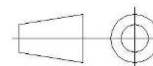
PAGE 1/2	ISSUE 09-12-19A	SERIES COUPLER	PART NUMBER R433614700
----------	-----------------	-------------------	------------------------

Scale 2 : 1



All dimensions are in mm. Tolerances according ISO 2768 m-H

Weight Specification **15,4100** g



## **ELECTRICAL CHARACTERISTICS**

Frequency operating range :	6 – 18 GHz
Impedance :	50 $\Omega$
VSWR : - Main Line	1.40 max.
- Coupled Line	1.40 max.
Nominal Coupling :	20 dB
Coupling Precision :	$\pm 1$ dB
Directivity :	15 dB mini
Insertion loss :	0.6 dB max.
Frequency Sensitivity :	$\pm 0.5$ dB
Average Power at 25°C	50W
Peak Power at 25°C	3000W

## **MECHANICAL CHARACTERISTICS**

Connector type :	SMA female per MIL-C 39012
Coaxial Termination :	SMA, 50 $\Omega$ , 1W

## **ENVIRONMENTAL CHARACTERISTICS**

Operating temperature :	-40°C / +100°C
Storage temperature :	-40°C / +100°C