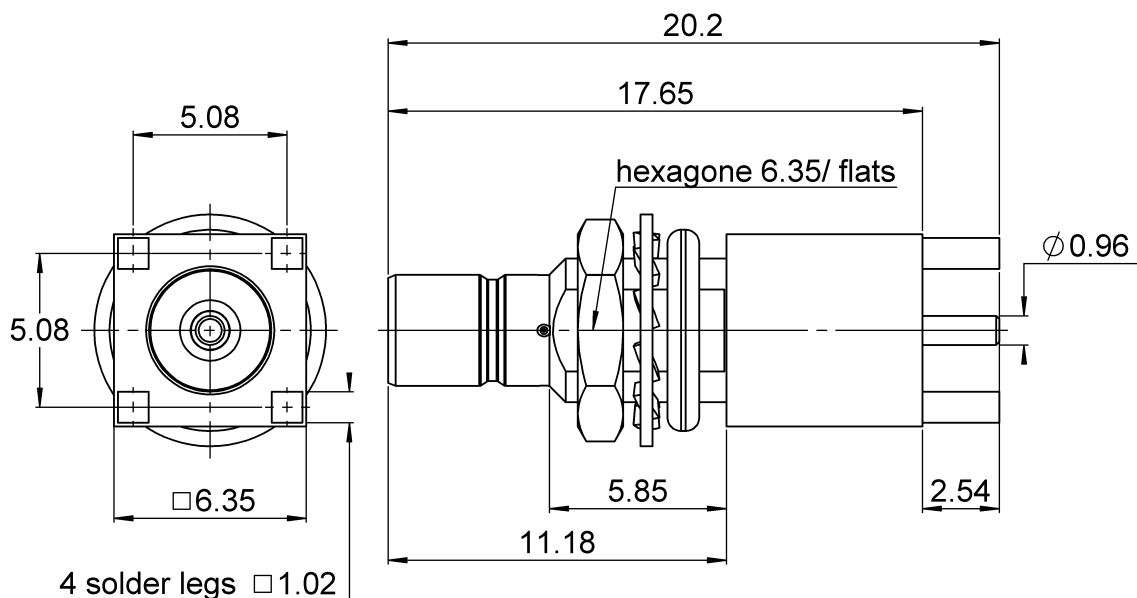


PAGE 1/2

ISSUE 01-11-16E

SERIES **SMB**

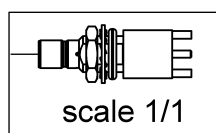
PART NUMBER **R114590035**



### PANEL CUT OUT

A B

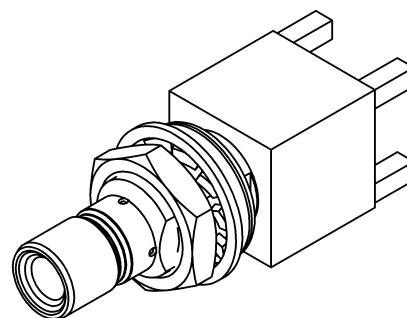
	mm	
	Maxi	mini
A	5	4.9
B	4.55	4.45



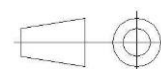
### PANEL CUT OUT

A DIA 5 holes

	mm	
	Maxi	mini
A	1.8	1.7
B	5.13	5.03



All dimensions are in mm.



COMPONENTS	MATERIALS	PLATING (μm)
Body	<b>BRASS</b>	<b>NICKEL</b>
Center contact	<b>BRASS</b>	<b>GOLD OVER NICKEL</b>
Outer contact	-	
Insulator	<b>PTFE</b>	
Gasket	<b>FLUOROCARBON+SILICONE RUBBER</b>	
Others parts	<b>BRASS</b>	<b>NICKEL</b>
-	-	-
-	-	-

PAGE 2/2

ISSUE **01-11-16E**

SERIES **SMB**

PART NUMBER **R114590035**

### PACKAGING

Standard	Unit	Other
<b>100</b>	<b>Contact us</b>	<b>Contact us</b>

### ELECTRICAL CHARACTERISTICS

Impedance		<b>50</b>	Ω
Frequency		<b>0-4</b>	GHz
VSWR	<b>1.05</b>	<b>+</b>	<b>0.0080</b> x F(GHz) Maxi
Insertion loss		<b>0.03*</b>	√F(GHz) dB Maxi
RF leakage	- (	<b>57</b>	- F(GHz) dB Maxi
Voltage rating		<b>500</b>	Veff Maxi
Dielectric withstanding voltage		<b>1000</b>	Veff mini
Insulation resistance		<b>1000</b>	MΩ mini

### MECHANICAL CHARACTERISTICS

Center contact retention			
Axial force – Mating End		<b>10</b>	N mini
Axial force – Opposite end		<b>10</b>	N mini
Torque		<b>NA</b>	N.cm mini
Recommended torque			
Mating		<b>NA</b>	N.cm
Panel nut		<b>60</b>	N.cm
Mating life		<b>500</b>	Cycles mini
Weight		<b>2.5300</b>	g

### ENVIRONMENTAL

Operating temperature	<b>-65/+165</b>	°C
Hermetic seal	<b>NA</b>	Atm.cm3/s
Panel leakage	<b>IP67</b>	

### SPECIFICATION

### OTHER CHARACTERISTICS

Assembly instruction:

Others:

**\* COAXIAL TRANSMISSION LINE ONLY**