

PAGE **1/2**

ISSUE **05.06.15**

SERIE : **SPDT ZC**

PART NUMBER : **R585313230**

RF CHARACTERISTICS

Frequency range : **0 - 3 GHz**
Impedance : **50 Ohms**

Frequency (GHz)	DC - 3
VSWR max	1.20
Insertion loss max	0.20 dB
Isolation min	80 dB
Average power (*)	240 W

ELECTRICAL CHARACTERISTICS

Actuator : **FAILSAFE**
Nominal current ** : **205 mA**
Actuator voltage (Vcc) : **28V (24 to 30V)**
Terminals : **solder pins (250°C max. / 30 sec.)**

MECHANICAL CHARACTERISTICS

Connectors : **SMA female per MIL-C 39012**
Life : **2 million cycles**
Switching Time*** : **< 10 ms**
Construction : **Splashproof**
Weight : **< 100 g**

ENVIRONMENTAL CHARACTERISTICS

Operating temperature range : **-40°C to +85°C**
Storage temperature range : **-55°C to +85°C**

(* Average power at 25°C per RF Path)

(** At 25° C ±10%)

(*** Nominal voltage ; 25° C)



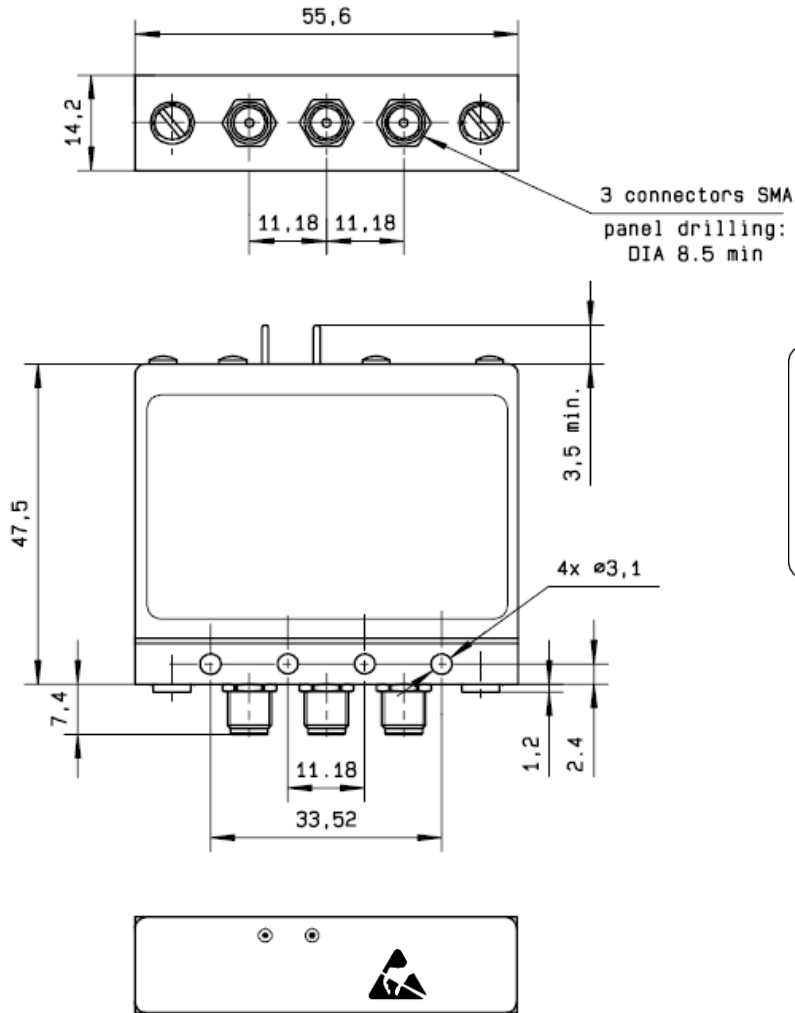
PAGE **2/2**

ISSUE **05.06.15**

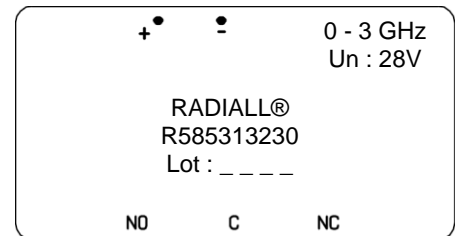
SERIE : **SPDT ZC**

PART NUMBER : **R585313230**

DRAWING



LABEL

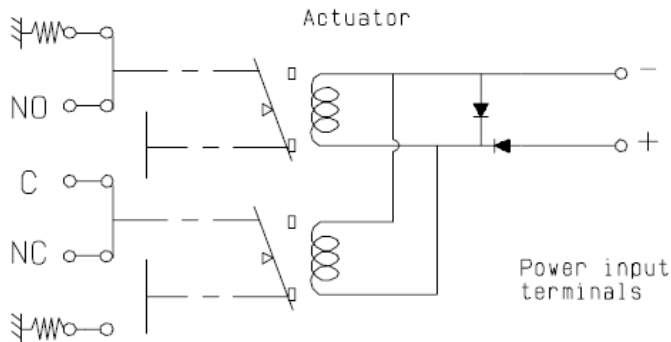


General tolerances : ± 0.5 mm

SCHEMATIC DIAGRAM

RF input

50 Ω Termination



Position : de-energized

Position	RF Continuity
De-energized	C \leftrightarrow NC / NO \leftrightarrow 50 Ω
energized	C \leftrightarrow NO / NC \leftrightarrow 50 Ω