


General Description

QPQ1061 is a L2 GPS Band Pass Filter in a compact size for use in any GPS application. Designed for rejection of unwanted GPS signals, this SAW filter also has excellent power handling capability for low power transmitters.

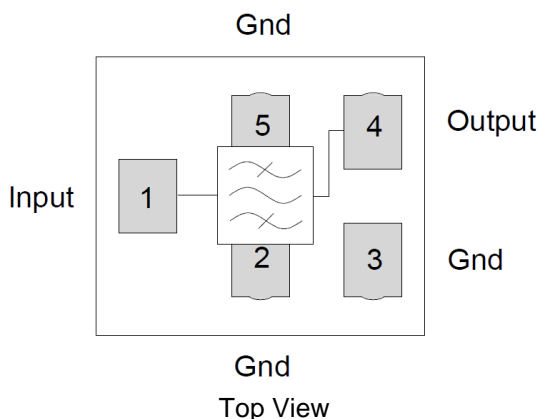
Housed in a 1.4 x 1.2 mm laminate with over mold package, this device allows for a compact and cost-effective diplexer solution for GPS applications.

No matching components are required, making the PCB design and implementation easy.



1.4 X 1.2 X 0.84 mm

Functional Block Diagram



Pin Configuration - Single Ended

Pin No.	Label
1	Antenna Input ⁽¹⁾
2, 3, 5	Ground
4	L2 Output ⁽¹⁾

⁽¹⁾ Blocking capacitors are required on any ports where a DC voltage may be present.

Product Features

- Usable bandwidth 31 MHz
- No matching required for operation at 50Ω
- Excellent rejection for GPS operation
- High Isolation
- High Rejection
- Laminate with Over Mold Surface Mount Package (SMP)
- Small Size: 1.4 x 1.2 x 0.84mm

Performance is typical across frequency. Please reference electrical specification table and data plots for more details.

Applications

- General purpose GPS
- Communication Systems

Ordering Information

Part No.	Description
QPQ1061TR7	7" Taped Reel with 2500 pieces
QPQ1061EVB-01	Evaluation board

Absolute Maximum Ratings

Parameter	Rating
Storage Temperature	-40 to 125°C
Operation Temperature	-55 to 105°C
RF Input Power ⁽¹⁾ - Test conditions: PW = 200ms; DC = 50% @ +25 °C	34 dBm

Exceeding any one or a combination of the Absolute Maximum Rating conditions may cause permanent damage to the device. Extended application of Absolute Maximum Rating conditions to the device may reduce device reliability.

⁽¹⁾ Input Power for both Input & Output ports

Minimum Lifetime Ratings

Conditions	Rating
RF Input Power ⁽¹⁾ , @ Pin 1 (Antenna Port), @ Pin 4 (L2 Port)	>10 years @ +95C >5 years @ +105C

⁽¹⁾ Input Power: CW, 25 dBm

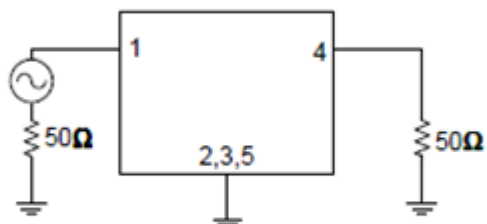
Electrical Specifications ^(1,2)

L2 Band GPS					
Parameter ⁽³⁾	Conditions	Min	Typical ⁽⁴⁾	Max	Units
Center Frequency	1212.1 - 1243.1 MHz	-	1227.6	-	MHz
Maximum Insertion Loss	1212.1 - 1243.1 MHz	-	1.2	2.0	dB
	1215.6 - 1239.6 MHz	-	1.1	-	
	1217.6 - 1237.6 MHz	-	1.1	-	
Amplitude Variation	1212.1 - 1243.1 MHz	-	0.4	0.9	dB
	1215.6 - 1239.6 MHz	-	0.3	-	
	1217.6 - 1237.6 MHz	-	0.3	-	
Group Delay Variation	1212.1 - 1243.1 MHz	-	21	38	ns
	1215.6 - 1239.6 MHz	-	17	-	
	1217.6 - 1237.6 MHz	-	16	-	
Absolute Attenuation (Relative to 0 dB)	10 - 1172.6 MHz	38	39	-	dB
	1282.6 - 2500 MHz	35	37	-	
Input Return Loss	1212.1 - 1243.1 MHz	10	13.6	-	dB
	1215.6 - 1239.6 MHz	-	14	-	
	1217.6 - 1237.6 MHz	-	14	-	
Output Return Loss	1212.1 - 1243.1 MHz	10	14	-	dB
	1215.6 - 1239.6 MHz	-	15	-	
	1217.6 - 1237.6 MHz	-	16	-	
Nominal Impedance ⁽⁵⁾	Single Ended	-	50	-	Ohm

Notes:

1. All specifications are based on the Qorvo schematics for the reference designs shown on page 3.
2. In production, devices will be tested at room temperature to a guard banded specification to ensure electrical compliance over temperature.
3. Electrical margin has been built into the design to account for the variations due to temperature drift and manufacture tolerances.
4. Typical values are based on average measurements at room temperature on pcb. (25 °C ±5 °C)
5. Optimum impedance to achieve the performance shown.

Evaluation Board – QPQ1061-EVB



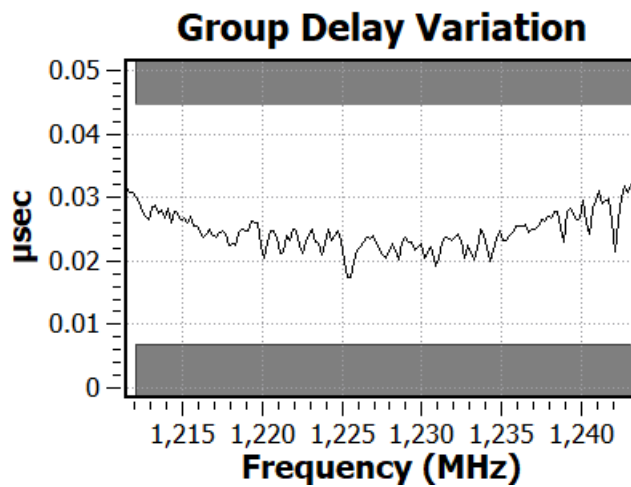
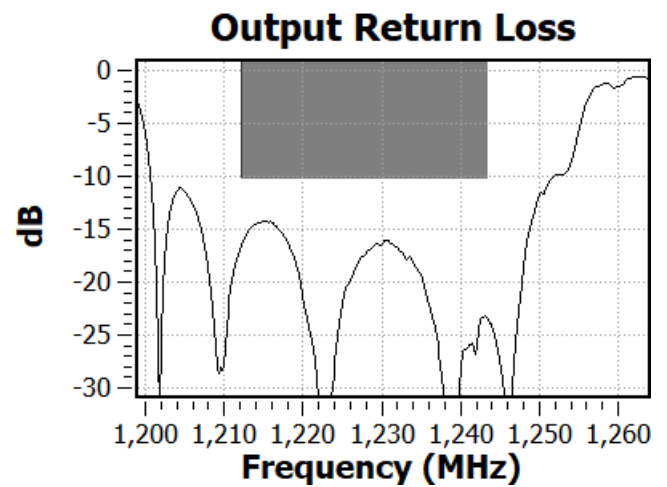
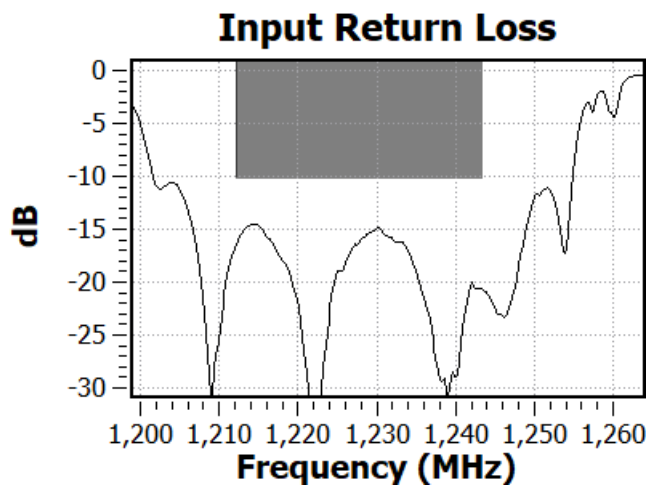
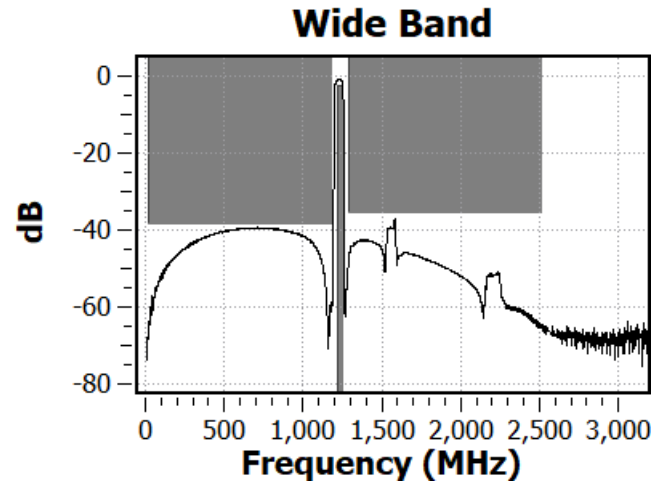
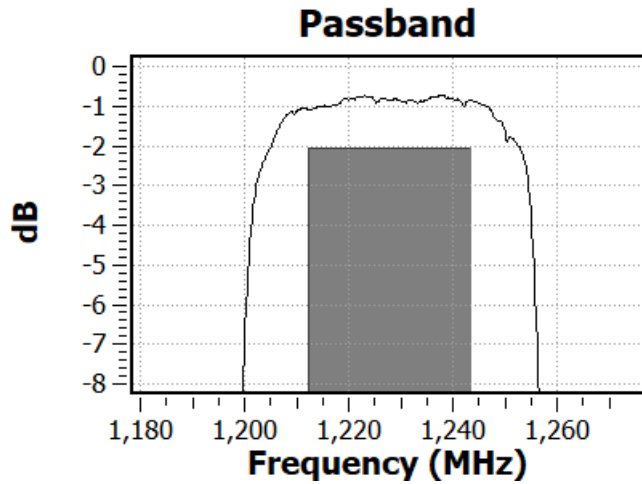
Notes: Blocking capacitors are required on any RF ports where a DC voltage may be present.

Bill of Material – QPQ1061-EVB

Reference Des.	Value	Description	Manuf.	Part Number
DUT	-	L2 Low Loss GPS SAW Filter	Qorvo	QPQ1061
SMA	-	SMA connector	Various	
PCB	-	Printed Circuit Board	Various	

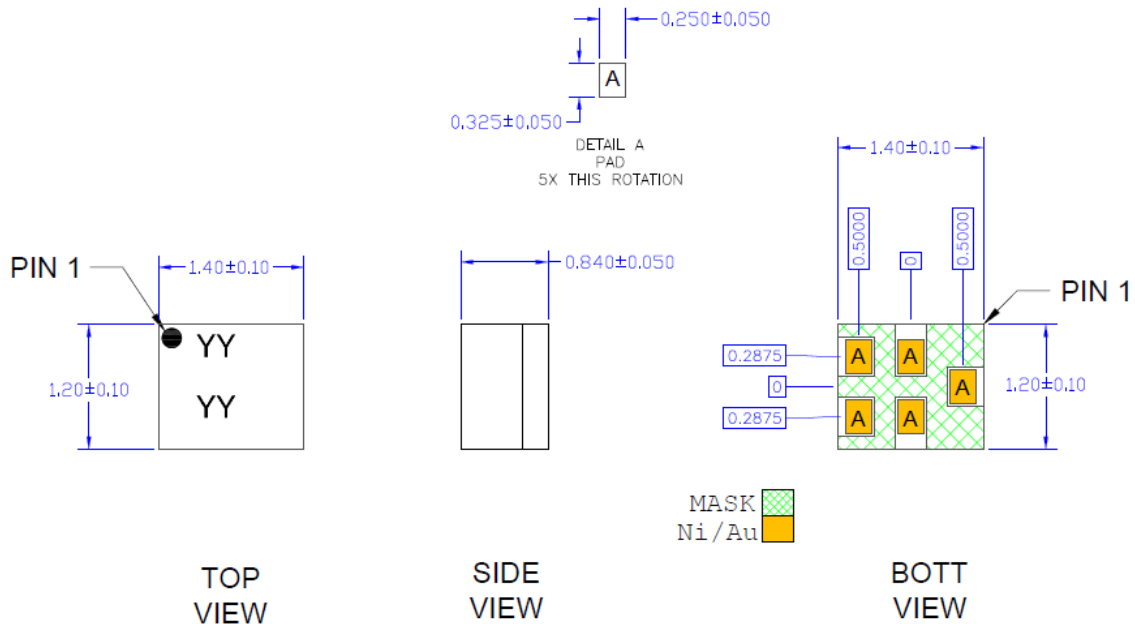
Typical Performances

Test conditions unless otherwise noted: Temp = +25 °C, 50 Ω system



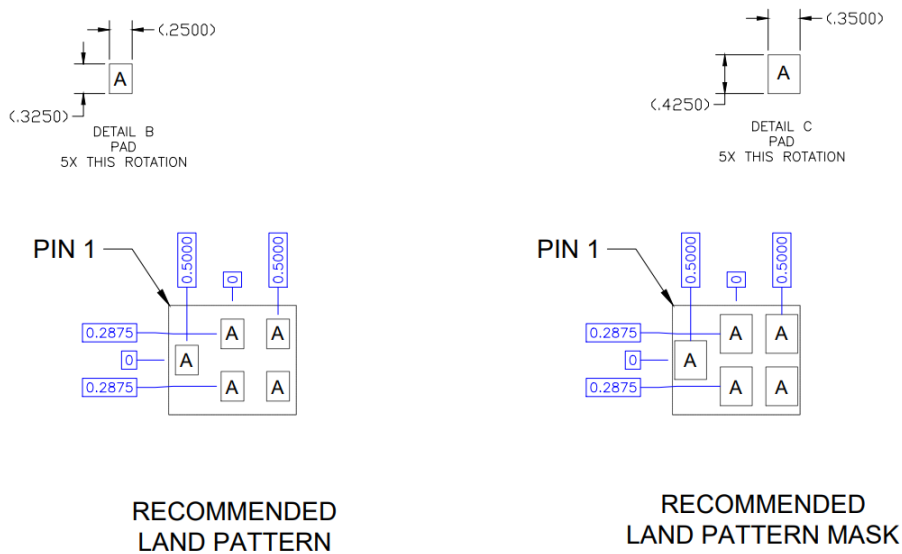
Package Marking and Dimensions

Marking: Qorvo Logo
 Part Number – 1061
 Trace Code – Assigned by subcontractor



- Notes:
1. All dimensions are in millimeters. Angles are in degrees.
 2. The terminal #1 identifier and terminal numbering conform to JESD 95-1 SPP-012

PCB Mounting Pattern

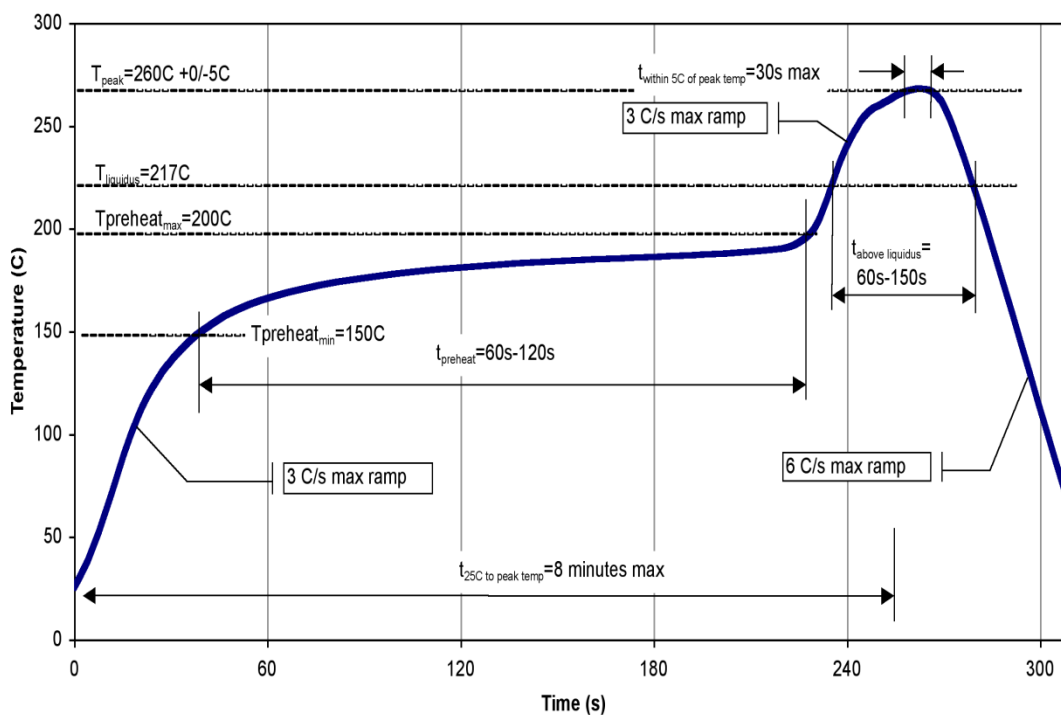


- Notes:
1. All dimensions are in millimeters. Angles are in degrees. .

Assembly Notes

1. Compatible with both Lead-free solder (260°C peak reflow temperature) and tin/lead (245°C peak reflow temp.) soldering processes.
2. Contact plating: ENEPIG.

Recommended Soldering Profile



Handling Precautions

Parameter	Rating	Standard
ESD – Human Body Model (HBM)	Class 3A	ESDA / JEDEC JS-001
ESD – Charged Device Model (CDM)	Class C3	ESDA / JEDEC JS-002
MSL – Moisture Sensitivity Level	Level 3	IPC/JEDEC J-STD-020



Caution!
ESD-Sensitive Device

RoHS Compliance

This part is compliant with 2011/65/EU RoHS directive (Restrictions on the Use of Certain Hazardous Substances in Electrical and Electronic Equipment) as amended by Directive 2015/863/EU.

This product also has the following attributes:

- Lead Free
- Halogen Free (Chlorine, Bromine)
- Antimony Free
- TBBP-A (C₁₅H₁₂Br₄O₂) Free
- SVHC Free
- PFOS Free

Contact Information

For the latest specifications, additional product information, worldwide sales and distribution locations:

Web: www.qorvo.com

Tel: 1-844-890-8163

Email: customer.support@qorvo.com

Important Notice

The information contained herein is believed to be reliable; however, Qorvo makes no warranties regarding the information contained herein and assumes no responsibility or liability whatsoever for the use of the information contained herein. All information contained herein is subject to change without notice. Customers should obtain and verify the latest relevant information before placing orders for Qorvo products. The information contained herein, or any use of such information does not grant, explicitly or implicitly, to any party any patent rights, licenses, or any other intellectual property rights, whether with regard to such information itself or anything described by such information. **THIS INFORMATION DOES NOT CONSTITUTE A WARRANTY WITH RESPECT TO THE PRODUCTS DESCRIBED HEREIN, AND QORVO HEREBY DISCLAIMS ANY AND ALL WARRANTIES WITH RESPECT TO SUCH PRODUCTS WHETHER EXPRESS OR IMPLIED BY LAW, COURSE OF DEALING, COURSE OF PERFORMANCE, USAGE OF TRADE OR OTHERWISE, INCLUDING THE IMPLIED WARRANTIES OF MERCHANTABILITY AND FITNESS FOR A PARTICULAR PURPOSE.**

Without limiting the generality of the foregoing, Qorvo products are not warranted or authorized for use as critical components in medical, lifesaving, or life-sustaining applications, or other applications where a failure would reasonably be expected to cause severe personal injury or death.

Copyright 2021 © Qorvo, Inc. | Qorvo is a registered trademark of Qorvo, Inc.